

|                        |        |                   |  |
|------------------------|--------|-------------------|--|
| Uniclass<br>L325:P4142 |        | EPIC<br>F631:X442 |  |
| Cl/Sfb                 | (31.9) | Hh2               |  |
| August 2022            |        |                   |  |

# Lintels

## Trade price list

Effective 1<sup>st</sup> August 2022



# Lintels

Catnic is committed to offering brand leading steel lintels to suit any size, shape, length, breadth and depth of doorway, archway, window and aperture.



We are fully committed to providing first class service and support to the building industry. Our sales and technical teams are trained and experienced, with comprehensive product and industry knowledge.

## Customer Services

To order or enquire about any Catnic product, please call on **029 2033 7900** or fax **029 2086 7796**.

## Technical Services

For advice on the most appropriate lintel for wall constructions, loadings, products not listed in this price list or for further technical details, please call on **029 2033 7900**.



# Cavity Wall Lintels


## 100-115mm Inner Leaf

### 50-65mm Cavity Wall




| (mm) | CG50/100 | CH50/100 | CX50/100 |
|------|----------|----------|----------|
| 750  | —        | —        | —        |
| 900  | 171.18   | 194.89   | 287.67   |
| 1050 | —        | 224.48   | 337.21   |
| 1200 | 221.81   | 252.55   | 382.11   |
| 1350 | —        | 288.72   | 432.89   |
| 1500 | 286.65   | 344.52   | 473.93   |
| 1650 | —        | 417.93   | 524.39   |
| 1800 | 356.33   | 466.42   | 551.21   |
| 1950 | —        | 536.15   | 618.35   |
| 2100 | 409.16   | 611.33   | 663.07   |
| 2250 | —        | 643.54   | 747.33   |
| 2400 | 501.49   | 758.98   | 787.74   |
| 2550 | —        | —        | 818.81   |
| 2700 | 569.21   | —        | 923.19   |
| 2850 | —        | —        | 1011.19  |
| 3000 | 788.01   | —        | 1067.24  |
| 3300 | 879.65   | —        | 1229.34  |
| 3600 | 965.24   | —        | 1338.62  |
| 3900 | —        | —        | 1541.07  |
| 4200 | —        | —        | 1710.71  |
| 4575 | —        | —        | 1918.35  |
| 4800 | —        | —        | 2010.54  |

### 70-85mm Cavity Wall



| (mm) | CG70/100 | CH70/100 | CX70/100 |
|------|----------|----------|----------|
| 750  | —        | —        | —        |
| 900  | 166.01   | 194.91   | 288.79   |
| 1050 | —        | 228.37   | 354.80   |
| 1200 | 221.53   | 259.25   | 401.26   |
| 1350 | —        | 294.50   | 438.01   |
| 1500 | 276.69   | 371.81   | 479.62   |
| 1650 | 311.50   | 451.32   | 531.04   |
| 1800 | 346.36   | 489.56   | 557.99   |
| 1950 | —        | 547.03   | 630.62   |
| 2100 | 396.11   | 613.91   | 650.95   |
| 2250 | —        | 661.76   | 761.20   |
| 2400 | 469.56   | 764.01   | 879.01   |
| 2550 | —        | —        | 936.23   |
| 2700 | 541.92   | —        | 1002.63  |
| 2850 | —        | —        | 1055.75  |
| 3000 | 771.15   | —        | 1114.81  |
| 3300 | 855.74   | —        | 1299.72  |
| 3600 | 933.34   | —        | 1420.49  |
| 3900 | —        | —        | 1579.49  |
| 4200 | —        | —        | 1765.63  |
| 4575 | —        | —        | 1927.28  |
| 4800 | —        | —        | 2044.90  |

### 90-105mm Cavity Wall



| (mm) | CG90/100 | CH90/100 | CX90/100 |
|------|----------|----------|----------|
| 750  | 147.41   | —        | —        |
| 900  | 172.66   | 235.88   | 313.33   |
| 1050 | 197.40   | 276.63   | 362.64   |
| 1200 | 230.16   | 316.19   | 411.29   |
| 1350 | 259.05   | 355.55   | 460.24   |
| 1500 | 287.76   | 408.26   | 509.21   |
| 1650 | 317.11   | 460.72   | 550.97   |
| 1800 | 346.36   | 501.48   | 605.81   |
| 1950 | 389.66   | 555.53   | 682.17   |
| 2100 | 411.93   | 621.83   | 730.91   |
| 2250 | 467.89   | 724.51   | 785.77   |
| 2400 | 496.70   | 776.59   | 877.87   |
| 2550 | 545.67   | —        | 1018.26  |
| 2700 | 594.75   | —        | 1079.02  |
| 2850 | 712.90   | —        | 1136.92  |
| 3000 | 773.72   | —        | 1218.47  |
| 3300 | 877.00   | —        | 1396.39  |
| 3600 | 962.42   | —        | 1523.46  |
| 3900 | —        | —        | 1699.02  |
| 4200 | —        | —        | 1948.15  |
| 4575 | —        | —        | 2185.83  |
| 4800 | —        | —        | 2331.57  |

Please note: All prices shown in GBP. Prices shown in Orange are non-stocked products, Non stocked products are subject to longer lead times, please enquire with Catnic sales.

# Cavity Wall Lintels

## 100-115mm Inner Leaf

110-125mm Cavity Wall



| (mm) | CG110/100 | CH110/100 | CX110/100 |
|------|-----------|-----------|-----------|
| 750  | 169.75    | —         | —         |
| 900  | 203.61    | 319.04    | 377.85    |
| 1050 | 237.56    | 372.19    | 440.81    |
| 1200 | 271.52    | 425.35    | 503.76    |
| 1350 | 305.42    | 478.52    | 566.12    |
| 1500 | 339.34    | 531.69    | 629.71    |
| 1650 | 466.57    | 584.79    | 692.65    |
| 1800 | 509.05    | 638.00    | 755.59    |
| 1950 | 580.66    | 825.97    | 818.57    |
| 2100 | 625.36    | 889.51    | 881.55    |
| 2250 | 945.83    | 953.00    | 944.50    |
| 2400 | 1008.92   | 1016.56   | 1133.37   |
| 2550 | 1071.96   | —         | 1204.21   |
| 2700 | 1135.04   | —         | 1275.05   |
| 2850 | 1198.05   | —         | 1345.88   |
| 3000 | 1258.99   | —         | 1416.69   |
| 3300 | 1387.24   | —         | 1687.77   |
| 3600 | 1513.34   | —         | 1892.90   |
| 3900 | —         | —         | 2160.81   |
| 4200 | —         | —         | 2354.81   |
| 4575 | —         | —         | 2568.56   |
| 4800 | —         | —         | 2689.27   |

130-145mm Cavity Wall



| (mm) | CG130/100 | CH130/100 | CX130/100 |
|------|-----------|-----------|-----------|
| 750  | 221.53    | —         | —         |
| 900  | 265.81    | 326.79    | 388.76    |
| 1050 | 310.07    | 381.32    | 453.53    |
| 1200 | 354.38    | 435.71    | 518.32    |
| 1350 | 398.64    | 490.19    | 583.11    |
| 1500 | 442.98    | 544.62    | 647.90    |
| 1650 | 487.22    | 599.08    | 712.68    |
| 1800 | 531.48    | 653.52    | 777.46    |
| 1950 | 605.09    | 848.47    | 842.23    |
| 2100 | 651.64    | 913.69    | 906.99    |
| 2250 | 974.00    | 978.94    | 1093.27   |
| 2400 | 1038.95   | 1044.21   | 1166.09   |
| 2550 | 1103.87   | —         | 1238.98   |
| 2700 | 1168.78   | —         | 1311.93   |
| 2850 | 1233.78   | —         | 1384.78   |
| 3000 | 1298.65   | —         | 1457.65   |
| 3300 | 1428.50   | —         | 1927.71   |
| 3600 | 1558.36   | —         | 2102.92   |
| 3900 | —         | —         | 2278.12   |
| 4200 | —         | —         | 2453.38   |
| 4575 | —         | —         | 2672.42   |
| 4800 | —         | —         | 2803.85   |


150-165mm Cavity Wall



| (mm) | CG150/100 | CH150/100 | CX150/100 |
|------|-----------|-----------|-----------|
| 750  | 230.91    | —         | —         |
| 900  | 277.06    | 339.80    | 397.48    |
| 1050 | 323.24    | 396.39    | 463.74    |
| 1200 | 369.37    | 453.00    | 529.98    |
| 1350 | 415.55    | 509.62    | 596.24    |
| 1500 | 461.69    | 566.28    | 662.43    |
| 1650 | 507.88    | 622.84    | 728.69    |
| 1800 | 554.07    | 679.48    | 794.92    |
| 1950 | 619.71    | 876.52    | 861.18    |
| 2100 | 667.40    | 943.96    | 927.38    |
| 2250 | 996.55    | 1011.36   | 1117.80   |
| 2400 | 1062.94   | 1078.77   | 1192.32   |
| 2550 | 1129.37   | —         | 1266.84   |
| 2700 | 1195.84   | —         | 1341.35   |
| 2850 | 1262.25   | —         | 1415.86   |
| 3000 | 1328.67   | —         | 1490.37   |
| 3300 | 1461.52   | —         | 1972.73   |
| 3600 | 1594.40   | —         | 2152.03   |
| 3900 | —         | —         | 2331.37   |
| 4200 | —         | —         | 2510.73   |
| 4575 | —         | —         | 2734.86   |
| 4800 | —         | —         | 2869.39   |

## 125-140mm Wide Inner Leaf

50-65mm Cavity Wall



| (mm) | CH50/125 | CX50/125 |
|------|----------|----------|
| 750  | —        | —        |
| 900  | 223.91   | 311.14   |
| 1050 | 287.76   | 363.00   |
| 1200 | 314.38   | 417.78   |
| 1350 | 360.98   | 466.67   |
| 1500 | 417.05   | 518.51   |
| 1650 | 469.22   | 555.70   |
| 1800 | 517.61   | 598.54   |
| 1950 | 613.43   | 648.06   |
| 2100 | 661.52   | 722.90   |
| 2250 | 714.84   | 822.44   |
| 2400 | 762.64   | 906.04   |
| 2550 | —        | 1009.59  |
| 2700 | —        | 1128.73  |
| 2850 | —        | 1243.91  |
| 3000 | —        | 1377.68  |
| 3300 | —        | 1515.70  |
| 3600 | —        | 1653.42  |
| 3900 | —        | 1789.92  |
| 4200 | —        | 1988.33  |
| 4575 | —        | 2131.32  |
| 4800 | —        | 2272.74  |

70-85mm Cavity Wall



| (mm) | CH70/125 | CX70/125 |
|------|----------|----------|
| 750  | —        | —        |
| 900  | 290.97   | 318.30   |
| 1050 | 340.47   | 391.84   |
| 1200 | 399.18   | 427.64   |
| 1350 | 477.92   | 501.71   |
| 1500 | 531.45   | 541.73   |
| 1650 | 601.07   | 625.64   |
| 1800 | 656.19   | 670.61   |
| 1950 | 769.70   | 778.78   |
| 2100 | 826.43   | 853.02   |
| 2250 | 893.58   | 981.36   |
| 2400 | 987.97   | 1063.11  |
| 2550 | —        | 1129.50  |
| 2700 | —        | 1195.92  |
| 2850 | —        | 1323.30  |
| 3000 | —        | 1426.44  |
| 3300 | —        | 1571.01  |
| 3600 | —        | 1764.45  |
| 3900 | —        | 1892.74  |
| 4200 | —        | 2075.83  |
| 4575 | —        | 2236.31  |
| 4800 | —        | 2363.31  |

90-105mm Cavity Wall




| (mm) | CG90/125 | CH90/125 | CX90/125 |
|------|----------|----------|----------|
| 750  | —        | —        | —        |
| 900  | 236.21   | 340.47   | 350.96   |
| 1050 | —        | 402.30   | 436.42   |
| 1200 | 310.16   | 443.57   | 484.14   |
| 1350 | —        | 514.14   | 551.30   |
| 1500 | 386.74   | 562.51   | 671.96   |
| 1650 | —        | 792.16   | 792.85   |
| 1800 | 489.30   | 854.35   | 864.96   |
| 1950 | —        | 924.83   | 937.05   |
| 2100 | 579.87   | 1005.74  | 1027.69  |
| 2250 | —        | 1081.16  | 1101.17  |
| 2400 | 819.09   | 1153.24  | 1174.54  |
| 2550 | —        | —        | 1247.94  |
| 2700 | 947.79   | —        | 1339.53  |
| 2850 | —        | —        | 1398.95  |
| 3000 | 1363.13  | —        | 1522.09  |
| 3300 | —        | —        | 1696.61  |
| 3600 | —        | —        | 1889.67  |
| 3900 | —        | —        | 2015.95  |
| 4200 | —        | —        | 2160.95  |
| 4575 | —        | —        | 2345.33  |
| 4800 | —        | —        | 2458.29  |

Please note: All prices shown in GBP. Prices shown in Orange are non-stocked products, Non stocked products are subject to longer lead times, please enquire with Catnic sales.

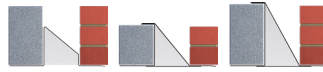
## 125-140mm Wide Inner Leaf

### 110-125mm Cavity Wall



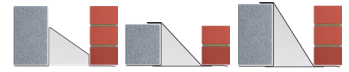
| (mm) | CG110/125 | CH110/125 | CX110/125 |
|------|-----------|-----------|-----------|
| 750  | —         | —         | —         |
| 900  | 240.25    | 340.95    | 393.11    |
| 1050 | —         | 397.77    | 458.64    |
| 1200 | 320.32    | 454.61    | 524.11    |
| 1350 | —         | 511.39    | 589.64    |
| 1500 | 400.38    | 568.22    | 764.30    |
| 1650 | —         | 810.69    | 840.74    |
| 1800 | 504.57    | 884.40    | 917.14    |
| 1950 | —         | 958.05    | 993.59    |
| 2100 | 699.70    | 1031.77   | 1069.98   |
| 2250 | —         | 1105.49   | 1146.40   |
| 2400 | 1026.43   | 1179.17   | 1419.34   |
| 2550 | —         | —         | 1508.04   |
| 2700 | 1154.74   | —         | 1596.77   |
| 2850 | —         | —         | 1685.49   |
| 3000 | 1283.05   | —         | 1774.19   |
| 3300 | —         | —         | 2011.85   |
| 3600 | —         | —         | 2194.75   |
| 3900 | —         | —         | 2377.62   |
| 4200 | —         | —         | 2560.51   |
| 4575 | —         | —         | 2789.12   |
| 4800 | —         | —         | 2926.31   |

### 130-145mm Cavity Wall




| (mm) | CG130/125 | CH130/125 | CX130/125 |
|------|-----------|-----------|-----------|
| 750  | —         | —         | —         |
| 900  | 300.27    | 402.20    | 546.26    |
| 1050 | —         | 469.20    | 637.35    |
| 1200 | 396.83    | 536.23    | 728.37    |
| 1350 | —         | 603.22    | 819.40    |
| 1500 | 489.48    | 670.27    | 910.41    |
| 1650 | —         | 737.30    | 1001.39   |
| 1800 | 598.93    | 804.34    | 1092.47   |
| 1950 | —         | 1019.31   | 1183.50   |
| 2100 | 783.17    | 1097.79   | 1274.55   |
| 2250 | —         | 1176.18   | 1365.54   |
| 2400 | 1061.73   | 1254.57   | 1456.59   |
| 2550 | —         | —         | 1547.60   |
| 2700 | 1283.57   | —         | 1638.68   |
| 2850 | —         | —         | 1729.72   |
| 3000 | 1426.07   | —         | 1820.76   |
| 3300 | —         | —         | 2071.83   |
| 3600 | —         | —         | 2260.21   |
| 3900 | —         | —         | 2448.55   |
| 4200 | —         | —         | 2636.88   |
| 4575 | —         | —         | 2872.40   |
| 4800 | —         | —         | 3013.60   |

### 150-165mm Cavity Wall



| (mm) | CG150/125 | CH150/125 | CX150/125 |
|------|-----------|-----------|-----------|
| 750  | —         | —         | —         |
| 900  | 337.58    | 426.34    | 625.66    |
| 1050 | —         | 497.35    | 729.96    |
| 1200 | 450.05    | 568.30    | 834.16    |
| 1350 | —         | 639.36    | 938.42    |
| 1500 | 562.51    | 710.39    | 1041.60   |
| 1650 | —         | 781.53    | 1146.95   |
| 1800 | 675.01    | 852.59    | 1251.25   |
| 1950 | —         | 983.88    | 1355.46   |
| 2100 | 866.64    | 1059.53   | 1459.72   |
| 2250 | —         | 1135.20   | 1563.87   |
| 2400 | 1137.82   | 1210.89   | 1668.27   |
| 2550 | —         | —         | 1772.55   |
| 2700 | 1356.6    | —         | 1876.71   |
| 2850 | —         | —         | 1974.94   |
| 3000 | 1479.29   | —         | 2079.88   |
| 3300 | —         | —         | 2372.90   |
| 3600 | —         | —         | 2588.65   |
| 3900 | —         | —         | 2804.33   |
| 4200 | —         | —         | 3020.04   |
| 4575 | —         | —         | 3289.75   |
| 4800 | —         | —         | 3451.54   |


## 140-150mm Wide Outer Leaf



A full range of lintels is available to suit wide outer leaf applications please contact Catnic Technical Department for further information and prices.

## Closed Eaves Lintels

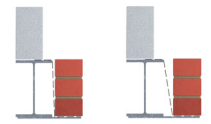
Cavity Wall 90-125mm



| (mm) | CGE90/100 |
|------|-----------|
| 750  | 99.74     |
| 900  | 120.53    |
| 1050 | 145.59    |
| 1200 | 159.87    |
| 1350 | 179.91    |
| 1500 | 202.88    |
| 1650 | 225.62    |
| 1800 | 277.39    |
| 1950 | —         |
| 2100 | 325.12    |
| 2250 | —         |
| 2400 | 463.1     |
| 2550 | —         |
| 2700 | 520.67    |

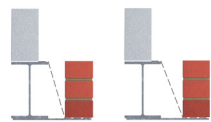
## Extreme Loads\* Lintels

Cavity 50-65mm 70-85mm




|  | CXL240 | CXL265  |
|--|--------|---------|
|  | 977.75 | 1059.86 |

Cavity 90-105mm 110-125mm



|  | CXL290  | CXL310  |
|--|---------|---------|
|  | 1224.11 | 1384.54 |

Cavity 130-145mm 150-165mm




|  | CXL330  | CXL350  |
|--|---------|---------|
|  | 1428.00 | 1471.55 |

\*price per metre, these products are subject to longer lead times, please enquire with Catnic sales.

# Thermally Broken Cavity Wall Lintels

## 100 -115 mm Inner Leaf

### 90-105mm Cavity Wall




| (mm) | TS90/100 | TH90/100 | TX90/100 |
|------|----------|----------|----------|
| 750  | 246.40   | 288.26   | 573.50   |
| 900  | 294.08   | 345.90   | 688.19   |
| 1050 | 344.78   | 403.54   | 802.89   |
| 1200 | 392.26   | 461.21   | 917.58   |
| 1350 | 441.27   | 518.85   | 1032.28  |
| 1500 | 493.42   | 576.49   | 1146.95  |
| 1650 | 579.80   | 634.11   | 1261.68  |
| 1800 | 632.52   | 691.79   | 1376.35  |
| 1950 | 685.46   | 928.66   | 1491.04  |
| 2100 | 738.17   | 1000.08  | 1605.74  |
| 2250 | 1113.09  | 1383.35  | 1720.42  |
| 2400 | 1138.43  | 1475.59  | 1835.12  |
| 2550 | 1253.27  | —        | 1949.81  |
| 2700 | 1335.72  | —        | 2064.52  |
| 2850 | 1503.54  | —        | 2179.18  |
| 3000 | 1582.68  | —        | 2293.89  |
| 3300 | 1740.95  | —        | 2523.28  |
| 3600 | 1899.21  | —        | 2752.66  |
| 3900 | —        | —        | 2982.05  |
| 4200 | —        | —        | 3211.43  |
| 4575 | —        | —        | 3498.17  |
| 4800 | —        | —        | 3670.21  |

### 110-125mm Cavity Wall




| (mm) | TS110/100 | TH110/100 | TX110/100 |
|------|-----------|-----------|-----------|
| 750  | 292.13    | 341.77    | 679.96    |
| 900  | 348.68    | 410.11    | 815.95    |
| 1050 | 408.77    | 478.45    | 951.92    |
| 1200 | 465.05    | 546.79    | 1087.89   |
| 1350 | 523.19    | 615.13    | 1223.89   |
| 1500 | 584.99    | 683.48    | 1359.87   |
| 1650 | 687.39    | 751.84    | 1495.86   |
| 1800 | 749.89    | 820.18    | 1631.84   |
| 1950 | 812.67    | 1101.04   | 1767.82   |
| 2100 | 875.19    | 1185.73   | 1903.81   |
| 2250 | 1319.73   | 1640.13   | 2039.79   |
| 2400 | 1349.77   | 1749.47   | 2175.77   |
| 2550 | 1485.87   | —         | 2311.74   |
| 2700 | 1583.67   | —         | 2447.73   |
| 2850 | 1782.63   | —         | 2583.73   |
| 3000 | 1876.46   | —         | 2719.70   |
| 3300 | 2064.12   | —         | 2991.67   |
| 3600 | 2251.75   | —         | 3263.65   |
| 3900 | —         | —         | 3535.62   |
| 4200 | —         | —         | 3807.58   |
| 4575 | —         | —         | 4147.55   |
| 4800 | —         | —         | 4351.53   |

### 130-145mm Cavity Wall



| (mm) | TS130/100 | TH130/100 | TX130/100 |
|------|-----------|-----------|-----------|
| 750  | 338.04    | 369.09    | 734.34    |
| 900  | 403.46    | 442.91    | 881.21    |
| 1050 | 472.98    | 516.74    | 1028.07   |
| 1200 | 538.14    | 590.54    | 1174.93   |
| 1350 | 605.39    | 664.36    | 1321.81   |
| 1500 | 676.94    | 738.17    | 1468.64   |
| 1650 | 795.41    | 811.99    | 1615.53   |
| 1800 | 867.75    | 885.80    | 1762.38   |
| 1950 | 940.38    | 1189.10   | 1909.23   |
| 2100 | 1012.73   | 1280.59   | 2056.10   |
| 2250 | 1527.10   | 1771.34   | 2202.97   |
| 2400 | 1561.88   | 1889.43   | 2349.82   |
| 2550 | 1719.36   | —         | 2496.70   |
| 2700 | 1832.51   | —         | 2643.56   |
| 2850 | 2062.77   | —         | 2790.40   |
| 3000 | 2171.33   | —         | 2937.27   |
| 3300 | 2388.49   | —         | 3231.01   |
| 3600 | 2605.61   | —         | 3524.72   |
| 3900 | —         | —         | 3818.45   |
| 4200 | —         | —         | 4112.19   |
| 4575 | —         | —         | 4479.33   |
| 4800 | —         | —         | 4699.63   |

### 150-165mm Cavity Wall



| (mm) | TS150/100 | TH150/100 | TX150/100 |
|------|-----------|-----------|-----------|
| 750  | 347.21    | 380.81    | 757.68    |
| 900  | 414.43    | 456.97    | 909.18    |
| 1050 | 485.83    | 533.13    | 1060.71   |
| 1200 | 552.74    | 609.29    | 1212.24   |
| 1350 | 621.83    | 685.46    | 1363.75   |
| 1500 | 695.28    | 761.60    | 1515.27   |
| 1650 | 817.01    | 837.77    | 1666.80   |
| 1800 | 891.31    | 913.91    | 1818.34   |
| 1950 | 965.92    | 1226.84   | 1969.85   |
| 2100 | 1040.21   | 1321.24   | 2121.39   |
| 2250 | 1568.57   | 1827.57   | 2272.90   |
| 2400 | 1604.29   | 1949.42   | 2424.44   |
| 2550 | 1766.05   | —         | 2575.94   |
| 2700 | 1882.29   | —         | 2727.49   |
| 2850 | 2118.80   | —         | 2879.02   |
| 3000 | 2230.31   | —         | 3030.52   |
| 3300 | 2453.33   | —         | 3333.58   |
| 3600 | 2676.35   | —         | 3636.64   |
| 3900 | —         | —         | 3939.68   |
| 4200 | —         | —         | 4242.72   |
| 4575 | —         | —         | 4621.53   |
| 4800 | —         | —         | 4848.81   |

# Internal Solid Wall Lintels

75mm, 100 mm and 140 mm

| Wall thickness | 75mm  | 100mm | 100mm  | 100mm   | 100mm   | 100mm  | 140mm   | 140mm   | 140mm   |
|----------------|-------|-------|--------|---------|---------|--------|---------|---------|---------|
| (mm)           | CN92  | CN102 | CN100  | BSD100  | BHD100  | BXD100 | BSD140  | BHD140  | BXD140  |
| 750            | —     | —     | —      | 137.81  | 159.58  | 245.13 | —       | —       | —       |
| 900            | —     | —     | —      | 151.21  | 175.09  | 294.17 | —       | —       | —       |
| 1050           | 29.95 | 37.89 | 92.47  | 165.81  | 191.97  | 343.16 | 179.32  | 201.74  | 361.07  |
| 1200           | 33.91 | 41.82 | 114.85 | 170.09  | 196.95  | 399.72 | 204.95  | 230.57  | 412.64  |
| 1350           | —     | —     | —      | 180.47  | 208.95  | 437.23 | 230.57  | 259.35  | 464.24  |
| 1500           | —     | —     | —      | 191.09  | 225.90  | 477.39 | 256.16  | 288.16  | 515.79  |
| 1650           | —     | —     | —      | 241.99  | 487.22  | 636.98 | 281.78  | 549.78  | 667.17  |
| 1800           | —     | —     | —      | 264.71  | 522.53  | 694.90 | 307.37  | 599.76  | 727.83  |
| 1950           | —     | —     | —      | 288.07  | 542.91  | 752.79 | 333.00  | 649.75  | 788.46  |
| 2100           | —     | —     | —      | 302.55  | 584.66  | 810.69 | 358.58  | 699.70  | 849.10  |
| 2250           | —     | —     | —      | 358.19  | 590.70  | 823.59 | 396.86  | 749.71  | 909.76  |
| 2400           | —     | —     | —      | 382.20  | 630.00  | 889.81 | 423.62  | 799.64  | 970.41  |
| 2550           | —     | —     | —      | 413.93  | 669.32  | 893.02 | 450.19  | 849.64  | 1031.05 |
| 2700           | —     | —     | —      | 437.80  | 708.74  | 904.47 | 477.26  | 899.61  | 1091.68 |
| 2850           | —     | —     | —      | 721.74  | 911.54  | —      | 949.59  | 1044.21 | —       |
| 3000           | —     | —     | —      | 759.94  | 944.50  | —      | 999.56  | 1099.15 | —       |
| 3300           | —     | —     | —      | 839.02  | 1055.44 | —      | 1099.52 | 1209.06 | —       |
| 3600           | —     | —     | —      | 917.79  | 1151.41 | —      | 1199.45 | 1318.97 | —       |
| 3900           | —     | —     | —      | 1230.69 | 2152.81 | —      | 1428.89 | 2415.75 | —       |
| 4200           | —     | —     | —      | 1325.36 | 2318.42 | —      | 1538.82 | 2601.54 | —       |
| 4575           | —     | —     | —      | 1443.69 | 2521.11 | —      | 1676.18 | 2833.92 | —       |
| 4800           | —     | —     | —      | 1486.20 | 2649.57 | —      | 1758.62 | 2973.29 | —       |

# External Solid Wall Lintels

Exterior Solid Wall 200 and 215mm

Fairface Brick 215mm

102mm Exterior Wall

| (mm) | CN71A  | CN71C  | CN81B   | CN81C   | CN50C  | CN51C  | (mm) | MBA    | ANG     | CCS     |
|------|--------|--------|---------|---------|--------|--------|------|--------|---------|---------|
| 750  | —      | —      | —       | —       | —      | —      | 750  | 62.01  | —       | 98.95   |
| 900  | 217.77 | 363.22 | —       | —       | 217.77 | —      | 900  | —      | 99.24   | 117.90  |
| 1050 | 253.62 | 423.74 | —       | —       | —      | —      | 1050 | —      | 115.75  | 138.36  |
| 1200 | 281.21 | 484.24 | —       | —       | 281.21 | —      | 1200 | —      | 132.05  | 157.57  |
| 1350 | 325.34 | 544.73 | —       | —       | 325.34 | —      | 1350 | 111.37 | 148.58  | 177.85  |
| 1500 | 368.31 | 605.32 | —       | —       | 368.31 | —      | 1500 | —      | 165.20  | 197.36  |
| 1650 | 406.4  | 665.78 | —       | —       | —      | —      | 1650 | —      | 204.39  | 216.88  |
| 1800 | 444.57 | 726.32 | —       | —       | 444.57 | —      | 1800 | —      | 222.86  | 236.75  |
| 1950 | 457.94 | 786.84 | —       | —       | —      | —      | 1950 | —      | 241.21  | 324.76  |
| 2100 | 518.02 | —      | 867.95  | 1078.90 | —      | 518.02 | 2100 | —      | 262.84  | 349.69  |
| 2250 | 606.64 | —      | 881.61  | 1155.86 | —      | —      | 2250 | —      | 341.20  | 374.70  |
| 2400 | 645.15 | —      | 940.23  | 1184.04 | —      | 645.15 | 2400 | —      | 363.40  | 399.68  |
| 2550 | 666.83 | —      | 999.05  | 1224.93 | —      | —      | 2550 | —      | 527.71  | 566.16  |
| 2700 | 705.82 | —      | 1038.46 | 1257.45 | —      | 705.82 | 2700 | —      | 558.86  | 599.47  |
| 2850 | —      | —      | 1059.20 | 1359.25 | —      | —      | 2850 | —      | 614.73  | 632.77  |
| 3000 | —      | —      | 1086.76 | 1429.00 | —      | —      | 3000 | —      | 676.22  | 666.04  |
| 3300 | —      | —      | 1135.44 | 1478.84 | —      | —      | 3300 | —      | 942.81  | 1172.02 |
| 3600 | —      | —      | 1282.06 | 1605.78 | —      | —      | 3600 | —      | 1028.58 | 1278.61 |
| 3900 | —      | —      | —       | 1733.20 | —      | —      | 3900 | —      | —       | 1385.12 |
| 4200 | —      | —      | —       | 1839.16 | —      | —      | 4200 | —      | —       | 1491.67 |
| 4575 | —      | —      | —       | 1927.88 | —      | —      | 4575 | —      | —       | 1624.81 |
| 4800 | —      | —      | —       | 2054.85 | —      | —      | 4800 | —      | —       | 1704.76 |

# Timber Frame Lintels

Wall thickness 50-65mm 70-85mm 90-105mm



| (mm) | CTF5   | CTF7   | CTF9    |
|------|--------|--------|---------|
| 750  | 61.00  | 63.96  | 75.67   |
| 900  | 72.80  | 76.74  | 89.34   |
| 1050 | 85.40  | 89.46  | 104.86  |
| 1200 | 97.56  | 102.18 | 120.02  |
| 1350 | 114.74 | 144.94 | 136.06  |
| 1500 | 125.63 | 161.05 | 156.06  |
| 1650 | 155.51 | 192.09 | 190.09  |
| 1800 | 169.81 | 209.56 | 212.94  |
| 1950 | 191.26 | 227.01 | 240.88  |
| 2100 | 209.69 | 244.47 | 259.46  |
| 2250 | 256.34 | 261.96 | 295.09  |
| 2400 | 281.21 | 279.41 | 343.70  |
| 2550 | 305.51 | 429.17 | 395.30  |
| 2700 | 326.52 | 454.53 | 419.08  |
| 2850 | 430.65 | 479.70 | 527.06  |
| 3000 | 453.43 | 504.93 | 554.85  |
| 3300 | 504.28 | 598.48 | 796.42  |
| 3600 | 754.20 | 652.85 | 868.86  |
| 3900 | 817.26 | 774.06 | 1072.07 |
| 4200 | 880.21 | 833.69 | 1154.52 |
| 4575 | 942.86 | 908.04 | 1257.60 |
| 4800 | 991.18 | 952.73 | 1319.48 |

Heavy duty CTFs are available on request. All timber frame lintels must be fixed using restraint clips which are supplied free of charge, and propped during construction.

## Arch Lintels



Standard Semi-circular Arch Lintels

| CCA600 | CCA630 | CCA900  | CCA915  | CCA1200 |
|--------|--------|---------|---------|---------|
| 924.80 | 957.97 | 1267.09 | 1283.65 | 1614.24 |

| CCB600 | CCB630 | CCB900  | CCB915  | CCB1200 |
|--------|--------|---------|---------|---------|
| 951.86 | 986.01 | 1303.54 | 1321.61 | 1661.04 |

All made to order products are subject to longer lead times, please enquire with Catnic sales.



Arch Centres

| Code    | Length (mm) | Structural Opening (mm) | Rise (mm) | £/each |
|---------|-------------|-------------------------|-----------|--------|
| ACA0475 | 475         | 450-500                 | 75        | 90.49  |
| ACA0625 | 625         | 600-650                 | 75        | 101.70 |
| ACA0675 | 675         | 650-700                 | 75        | 110.54 |
| ACA0875 | 875         | 850-900                 | 75        | 118.95 |
| ACA0925 | 925         | 900-950                 | 75        | 122.84 |
| ACA1075 | 1075        | 1050-1100               | 75        | 132.25 |
| ACA1225 | 1225        | 1200-1250               | 75        | 142.05 |
| ACA1375 | 1375        | 1350-1400               | 75        | 153.92 |
| ACA1475 | 1475        | 1450-1500               | 75        | 166.56 |
| ACA1625 | 1625        | 1600-1650               | 75        | 179.81 |
| ACA1775 | 1775        | 1750-1800               | 75        | 193.90 |
| ACA2125 | 2125        | 2100-2150               | 75        | 299.47 |
| ACA2325 | 2325        | 2300-2350               | 75        | 330.08 |
| ACA2425 | 2425        | 2400-2450               | 75        | 330.08 |

# Special Lintels


A range of exciting shapes for unique designs and feature brickwork to inspire today's architects and builders.

**Prices on application.** all made to order products are subject to longer lead times, please enquire with Catnic sales.

## Examples



Parabolic Arch Lintel



Bull's Eye Lintel



Curved On Plan Lintel

# Stainless Steel Lintels

All galvanised steel lintel products shown in the current lintel brochure are available in stainless steel. Special lintels are also available in stainless steel. **Prices available on application.**


# Juliet Balconies

A standard range of Juliet Balconies are available from Catnic. Juliet Balconies are commonly used to provide a safety barrier in front of French windows. **Prices available on application.**

# Accessories

Weep Vents (50 per box)

| Terracotta | Grey  | Beige |
|------------|-------|-------|
| 51.83      | 51.83 | 51.83 |



PVCu Soffit Cladding (Price per metre)

| FC White | FC Grey | FC Black |
|----------|---------|----------|
| 12.91    | 38.04   | 23.25    |



Stop Ends (50 per box)

| C90    | CL3    |
|--------|--------|
| 102.73 | 102.73 |



External Plaster Key

| PKS87                       |
|-----------------------------|
| 175.52 per pack - 10 x 1.2m |



| FC White |
|----------|
| 11.73    |



[www.catnic.com](http://www.catnic.com)

Catnic Conditions of Sale can be downloaded from [www.catnic.com/downloads](http://www.catnic.com/downloads)

This price list supersedes all previous lists. All prices are for normal UK delivery, £ Sterling and exclusive of VAT. Catnic reserves the right to revise prices and product specifications described herein without prior notice.

Care has been taken to ensure that the contents of this publication are accurate, but Tata Steel Europe Limited and its subsidiaries do not accept responsibility or liability for errors or information that is found to be misleading.

© Copyright 2022 Tata Steel UK Limited.

Catnic  
Pontypandy Industrial Estate  
Caerphilly  
CF83 3GL

T: 029 2033 7900  
F: 029 2086 7796

English version 01/08/2022

