

FL 10 DIAPHRAGM LIQUID PUMP



FL 10 DC-P



FL 10 AC

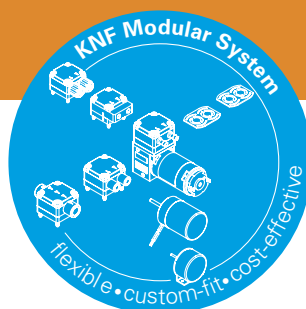
ADVANTAGES

- Valve function when switched off prevents uncontrolled flow of the media
- Long lifetime and maintenance-free
- IP 65 protection class for operation in harsh environments
- Integrated overpressure limit
- Good controllability of the flow rate by means of PFM signal
- Self priming and dry-run safe

POSSIBLE AREAS OF USE

- Analytical engineering
- Laboratory technology
- Cleaning industry
- Inkjet printing
- Medical technology
- Water treatment

Please visit our website
www.knf.com
to get more information.



PERFORMANCE DATA

Series model	FL 10 DC-P 24 V	FL 10 AC 230 V/50 Hz	FL 10 AC 115 V/60 Hz
Material options	KP		KT
Pump head	PP		
Diaphragm	PTFE		
Resonating diaphragm	EPDM		FFKM
Valves	EPDM		FFKM
Flow rate at atm. pressure (ml/min)	100		90
Suction height (mWg)	2		1.5
Pressure head (mWg)	10		
Permissible ambient air (°C)	-5 to 60		
Permissible liquid temperature (°C)	5 to 80		
Weight (g)	173		
IP protection factor	65		

ELECTRICAL DATA

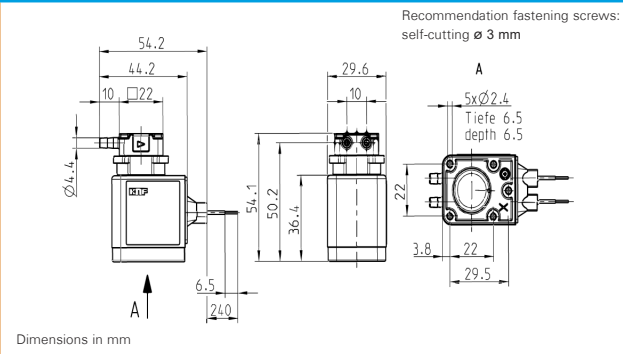
Operating voltage (V)	24	230	115
Power consumption (W)	7.7	7.1	5.8
Operating current (A)	0.87	0.1	0.18

FL 10 DC-P

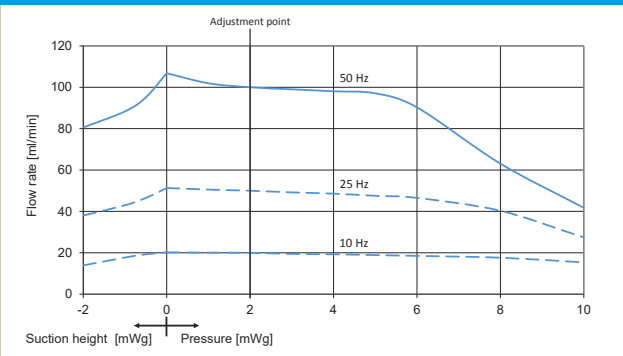
PERFORMANCE DATA

Series model	Flow rate at atm. pressure (ml/min)	Max. suction height (mWg)	Max. pressure head (mWg)
FL 10 KP DC-P	100	2	10

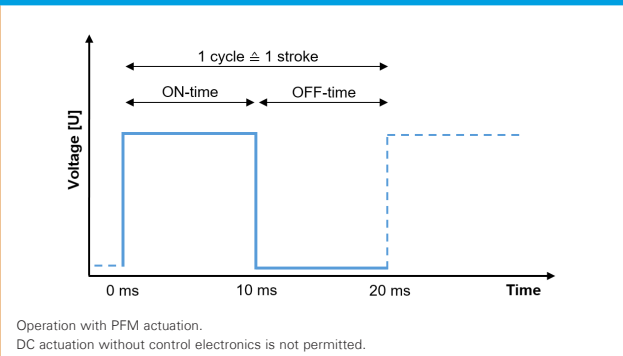
FL 10 DC-P



FL 10 DC-P FLOW CURVE



FL 10 DC-P ACTUATION (EXTERNAL)



ACTUATION PARAMETERS FL 10 DC-P

Operating voltage U	24 V
Input signal	PFM (Pulse Frequency Modulation)
Operating frequency	0-50 Hz
ON-time	10 ms
OFF-time	≥ 10 ms
Min. dielectric strength of external circuit breaker	70 V
Continuous current supply	Not permissible

ELECTRONIC SPECIFICATIONS FL 10 DC-P

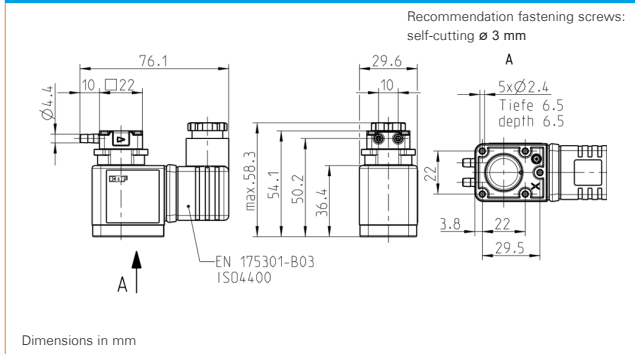
Strands	2 x AWG22 PTFE, not polarized
Insulation material class	H (180° C)
Protective function	Overvoltage protection against counterinduction of the coil integrated, no additional freewheeling diode permissible

FL 10 AC

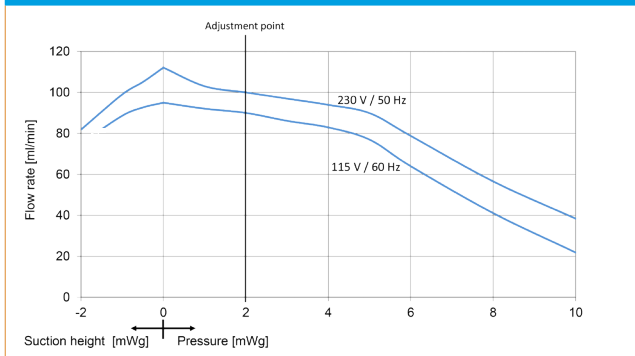
PERFORMANCE DATA

Series model	Flow rate at atm. pressure (ml/min)	Max. suction height (mWg)	Max. pressure head (mWg)
FL 10 AC 230 V	100	2	10
FL 10 AC 115 V	90	1.5	10

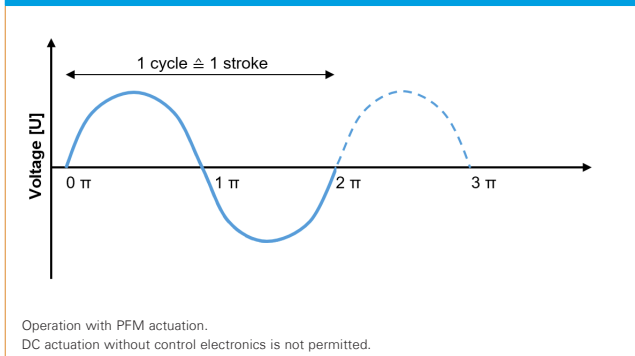
FL 10 AC



FL 10 AC FLOW CURVE



FL 10 AC ACTUATION (EXTERNAL)







ACTUATION PARAMETERS FL 10 AC

Operating voltage U	230 V/50 Hz	115 V/60 Hz
Input signal	AC Sinus	AC Sinus
Operating frequency	50 Hz	60 Hz
Min. dielectric strength of external circuit breaker	900 V	500 V

ELECTRONIC SPECIFICATIONS FL 10 AC

Connector	EN175301-803 ISO4400 with integrated blocking diode, suitable for cables with Ø 5-7 mm
Connection terminal contacts	Ⓞ : L1 Ⓞ : N Ⓞ : PE
Insulation material class	H (180° C)
Protective function	Overvoltage protection against counterinduction of the coil integrated, no additional freewheeling diode permissible

OPTIONS		
Description	Illustration	Details
Drives		Various voltage options
Electrical connections		Molex, AMP etc.
Hydraulic connections		Internal thread, compression fittings, manifold connection etc.
Head material		PK (Polyketone) for special requirements regarding chemical resistance.



NSF National Sanitary Foundation

This certification will confirm that all of the pumps with the code .51 are certified for the use with foods/consumables.

ACCESSORIES		
Description	Illustration	Details
Elastomer mounting kit		For easy and vibration dampening mounting of the pump in the customer system.
Diaphragm pressure control valve		The pressure control valve can be used for a more accurate control of flow against a fluctuating back pressure, metering into a vacuum and from a pressurised system.
Pulsation damper		This very versatile pulsation damper reduces the vibration in hoses and pipes and it helps to remove pulsation which is preventing the system from functioning correctly.
Filter		KNF filters protect both pumps and other upstream instrumentation and hydraulic circuits against particulate, crystals and fibres which can improve optimum operation.
Tubing		Various diameters and materials

The performance values for the series models shown on this data sheet were determined under test conditions. The actual performance values may differ and depend in particular on the usage conditions and therefore on the specific application, on the parameters of the components involved in the user's system and on any technical modifications carried out which deviate from the standard configuration or the as delivered condition.

If individual designs have been created for specific customers on the basis of series models, other technical performance data may apply. Before operation begins, the relevant operating instructions and/or assembly or installation instructions should be read and the safety information contained in these instructions should be noted. KNF reserves the right to make changes to the product and the associated documentation without prior notice to the customer.



www.knf.com

KNF reserves the right to make technical changes without notice. KNF01/2019. www.knf.com

YOUR LOCAL PARTNER AROUND THE WORLD

KNF SALES ORGANIZATION

Australia KNF Regional Office
Moreland West VIC 3055
Tel. +61 3 9386 4959
info@knf.com.au
www.knf.com.au

Benelux Netherlands KNF Verder B.V.
3451 GG Vleuten
Tel. +31 30 677 92 40
info@knf-verder.nl
www.knf-verder.nl

Benelux Belgium and Luxemburg
KNF Verder N.V.
2630 Aartselaar
Tel. +32 3 871 96 24
info@knf.be
www.knf.be

China KNF Technology (Shanghai) Co., Ltd.
Shanghai 201203
Tel. +86 21 5109 9695
info@knf.com.cn
www.knf.com.cn

France KNF Neuberger SAS
68128 Village-Neuf
Tel. +33 389 70 35 00
info@knf.fr
www.knf.fr

Germany KNF Neuberger GmbH
79112 Freiburg
Tel. +49 7664 5909 0
info@knf.de
www.knf.de

India KNF Pumps + Systems (India) Pvt. Ltd.
Hinjewadi Pune 411 057
Tel. +91 20 640 13 923
info@knfpumps.in
www.knfpumps.in

Italy KNF Italia S.r.l.
20063 Cernusco s. Naviglio (MI)
Tel. +39 02 929 04 91
info@knf.it
www.knf.it

Japan KNF Japan Co. Ltd.
Tokyo 104-0033
Tel. +81 3 3551 7931
info@knf.co.jp
www.knf.co.jp

Korea KNF Neuberger Ltd.
135-502 Seoul
Tel. +82 2 959 0255
knf@knfkorea.com
www.knfkorea.com

Latin America KNF Regional Office
Tel. +1 609 649 1010
gb@knf.com
www.knf.com/es

Morocco, Tunisia, Algeria
KNF Neuberger SAS
68128 Village-Neuf
Tel. +33 389 70 35 00
info@knf.fr
www.knf.fr

Singapore KNF Regional Office
Tel. +65 9722 1994
info@knf.com.sg
www.knf.com.sg

Sweden, Finland, Denmark, Norway
KNF Neuberger AB
117 43 Stockholm
Tel. +46 8 744 51 13
info@knf.se
www.knf.se

Switzerland KNF Neuberger AG
8362 Balzerswil
Tel. +41 71 973 99 30
knf@knf.ch
www.knf.ch

UK, Ireland KNF Neuberger U.K., Ltd.
Witney, Oxfordshire OX28 4FA
Tel. +44 1993 77 83 73
info@knf.co.uk
www.knf.co.uk

USA, Canada KNF Neuberger, Inc.
Trenton, NJ 08691-1810
Tel. +1 609 890 8600
knfusa@knf.com
www.knfusa.com

KNF PRODUCT CENTERS

Gas Pumps KNF Neuberger GmbH
DE-79112 Freiburg
info@knf.de
www.knf.de

Micro Gas Pumps KNF Micro AG
CH-6260 Reiden
info@knf-micro.ch
www.knf-micro.ch

Liquid Pumps KNF Flodos AG
CH-6210 Sursee
info@knf-flodos.ch
www.knf-flodos.ch