



IDEA SHOWCASES LTD



Design • Shopfitting • Showcases





# HEXAGONS



**HR7**  
Size 840 w x 738 d x 2000mm h

**Hexagonal cabinet with rotary shelving**

**Standard features:**

- 5 adjustable circular rotating glass shelves
- 4 x 35w l.v. halogen lights
- Lockable binged glass door

Idea Showcases' elegantly proportioned hexagonal cabinets show your merchandise to perfection, whether static or rotating. In a variety of styles, with or without storage cupboards, each unit is hand-crafted in our own factory to the highest specification, giving you years of satisfactory service. All are available in a choice of timber finishes with optional solid timber moulding.

Extra lighting options are shown overleaf.



**HR7/SP**  
Size 840 w x 738 h x 2000mm h

**Hexagonal cabinet with rotary shelving**

*A unique display cabinet featuring split level fan-shaped glass shelves, which will swivel to any position, and which rotate, showing each piece of merchandise from all angles.*

**Standard features:**

- Lockable binged glass door
- 15 fan-shaped glass shelves, arranged in a spiral or irregular positions
- 4 x 35w l.v. halogen spotlights



**HR7C**  
Size 840 w x 738 d x 2000mm h

**Hexagonal cabinet with storage cupboard**

**Standard features, as our HR7 unit but with:**

- 3 circular glass rotary shelves
- Lockable storage cupboard

buy online:  
[www.ideashowcases.co.uk](http://www.ideashowcases.co.uk)

**IDEA SHOWCASES LTD.**

# HEXAGONS



## HS5

Size 760 w x 658 d x 2000mm h

### Hexagonal cabinet

#### Standard features:

- 4 glass display shelves
- Lockable hinged glass door
- 4 x 35w l.v. halogen spotlights

## HS4C(B)

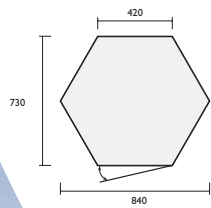
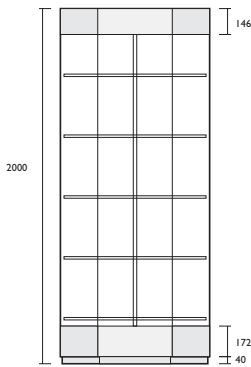
Size 700 w x 606 d x 2000mm h

### Hexagonal cabinet with storage cupboard

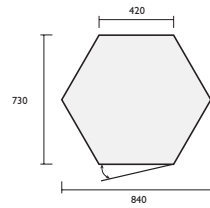
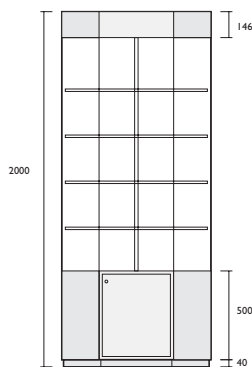
*A beautifully proportioned high specification hexagonal display cabinet with storage cupboard and toughened glass shelves with bevelled edges.*

#### Standard features:

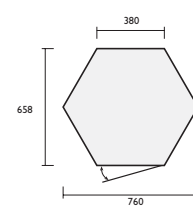
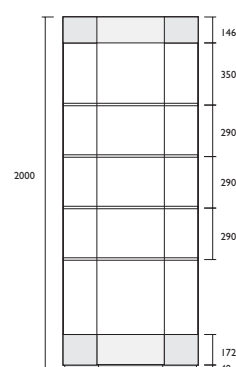
- Lockable glass display area
- 3 glass shelves with bevelled edges
- Lockable storage cupboard
- 4 x 35w l.v. halogen lights



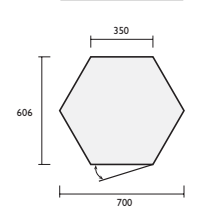
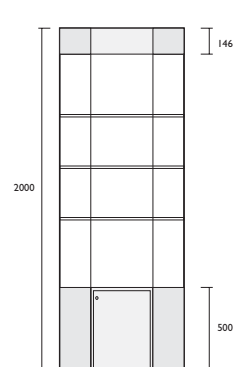
HR7



HR7C



HS5



HS4C

### TIMBER SAMPLES

(Colour samples below only as a rough guide)



### OPTIONAL EXTRAS

#### MOULDINGS



#### LIGHTING



## IDEA SHOWCASES LTD.



# RECTANGLES

Idea Systems' elegantly proportioned cabinets and gondolas show your merchandise to perfection. In a variety of styles, with or without storage cupboards each module is carefully designed to offer maximum well-lit display. Built to the highest quality in our own factory each showcase will give you years of excellent service. Optional extras are available to customise a unit just for you.



**DSR12/6**  
Size 1200 w x 600 d x 2000mm h  
**Double display cabinet with both rotary and static shelving**

**Standard features:**

- 5 adjustable circular glass revolving shelves
- 4 adjustable square shelves
- 2 hinged lockable doors
- 8 x 35w l.v. halogen spotlights



**SS14**  
Size 1000 w x 500 d x 2000mm h

**Rectangular showcase with full display**

**Standard features:**

- 4 x fixed glass shelves at varying heights
- Lockable sliding glass doors
- 4x 35w l.v. halogen spotlights
- Choice of glass, mirror or solid back panel



**SS14C**  
Size 1000 w x 500 d x 2000mm h

**Standard features, as our SS14 unit but with:**

- Lockable storage cupboard (sliding doors)
- 3 x fixed glass shelves

buy online:  
[www.ideashowcases.co.uk](http://www.ideashowcases.co.uk)

IDEA SHOWCASES LTD.

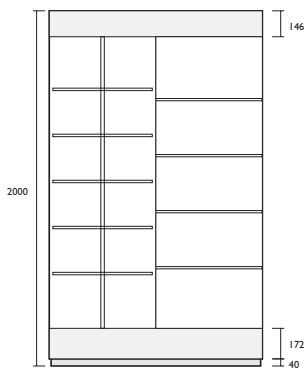
# RECTANGLES



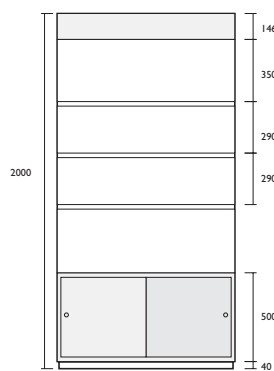
**Gondola G16/6**  
**Size 1600 w x 600 d x 1350mm h**

**Open gondola with graduated shelving**

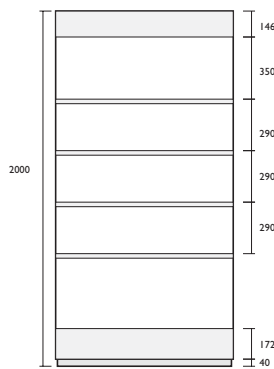
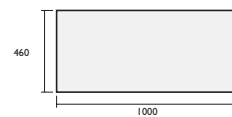
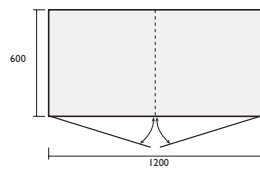
:



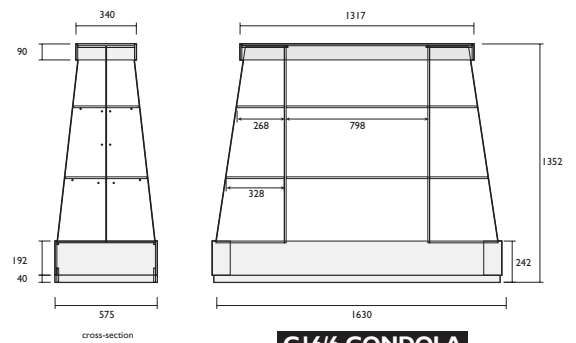
**DSR 12/6**



**SS14-C**




**SS14**



**G16/6 GONDOLA**

## TIMBER SAMPLES

*(Colour samples below only as a rough guide)*



## OPTIONAL EXTRAS

### MOULDINGS



### LIGHTING



Side Lighting



**SS7**  
**Size 500 w x 500 d x 2000mm h**  
**Square cabinet**  
**Standard features:**

- Lockable binged glass door
- 4 glass shelves
- 4 x 35w l.v. spotlights

Elegantly proportioned square glass showcases, both static and rotary, designed to make the most of your merchandise. Each module will link with our counter range and with other showcases in our portfolio. Carefully manufactured in our own factory each unit is made to the highest quality to provide years of satisfactory service.

Optional extras are available to customise a unit just for you.



**SS7C**  
**Size 500 w x 500 d x 2000mm h**  
**Square cabinet with storage cupboard**  
**Standard features, as our SS7 unit but with:**

- 4 adjustable glass shelves
- Lockable storage cupboard



**SR7**  
**Size 500 w x 500 d x 2000mm h**  
**Square rotary showcase**  
**Standard features:**

- 5 adjustable circular rotating glass shelves
- 4 x 35w l.v. halogen lights
- Lockable binged glass door

buy online:  
[www.ideashowcases.co.uk](http://www.ideashowcases.co.uk)

IDEA SHOWCASES LTD.

# SQUARES

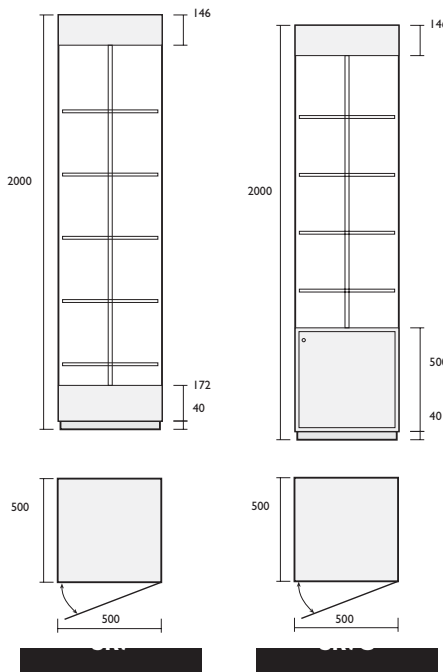
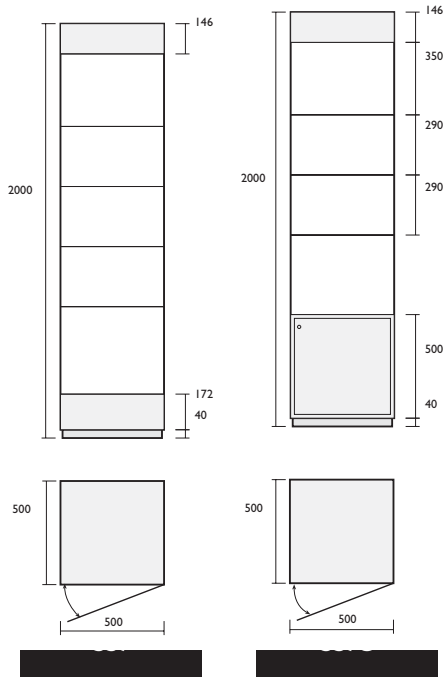


**SR7C**  
**Size 500 w x 500 d x 2000mm h**

**Square rotary showcase  
 with storage cupboard**


**Standard features,  
 as our SR7 unit but with:**

- 3 rotary glass shelves
- Lockable storage cupboard



## TIMBER SAMPLES

*(Colour samples below only as a rough guide)*



## OPTIONAL EXTRAS

### MOULDINGS



### LIGHTING



**IDEA SHOWCASES LTD.**



# COUNTERS

JC12/5

Size 1200 w x 500 d x 1000mm h

**Standard features:**

- Lockable glass display area with fluorescent light and removable display pad.
- Lockable storage cupboard with 1 timber shelf (sliding doors)



Elegant and practical, Idea's counter and till units are designed to stand alone or mix and match with our showcase ranges.

The JCA will form a gentle curve or a 90° corner, offering unique design opportunities.

Illustrated are standard units, or you may wish us to design especially for you. With a variety of timber finishes and lighting to choose from, we guarantee you will find something to tempt you! Optional decorative mouldings add an elegant touch.

All units are also available in depths of 600mm.



JCA

Size 800 w x 800 d x 1000 mm h

Angled display counter designed to link with any of our counter range

**Standard features:**

- Lockable bonded glass display area, removable pad
- Fluorescent light
- Storage cupboard
- Adjustable levelling feet

JC12/5GS

Size 1200w x 500d x 1000 mm h

**Standard features:**

- Lockable glass display area with fluorescent light and glass shelf. Removable display pad, open storage area at base.



Size 1100 w x 500 d x 1000 mm h

**Till/Cash-Wrap**

**Standard features:**

- Inset till shelf 600mm wide x 200mm deep will accommodate most standard till units
- Adjustable storage shelving at rear and 500mm square



rear view



buy online:

[www.ideashowcases.co.uk](http://www.ideashowcases.co.uk)

IDEA SHOWCASES LTD.



# COUNTERS

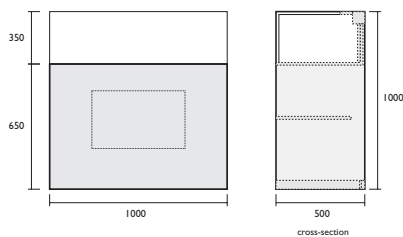
## JCA/P

Size 800 w x 800 d x 1000 mm h

Angled display counter to link with the JCA range

### Standard features:

- Lockable display area with fluorescent light and removable display pad
- Illuminated display box with lockable glass door
- Open storage area to base



JCA

## JCP12/5

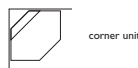
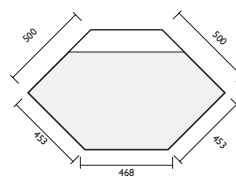
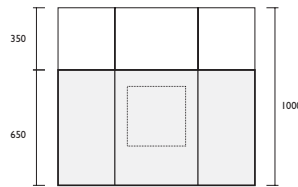
Size 1200 w x 500 d x 1000 mm h

### Standard features:

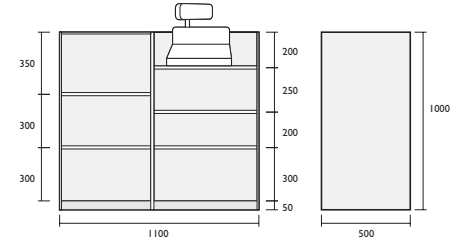
- Lockable glass display area with fluorescent light and removable display pad.
- Inset illuminated display box with lockable glass door.
- Lockable storage area to base



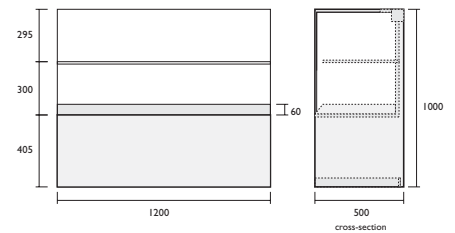
Illustration of typical linked modules of counters and showcase.



JCA



CASH AND WRAP WITH RECESSED TILL



JCI 2/595

## TIMBER SAMPLES

(Colour samples below only as a rough guide)



## OPTIONAL EXTRAS



IDEA SHOWCASES LTD.



# COUNTERS

Idea Showcases' range of aluminium showcases and counters are manufactured with the ever changing demands of the retailer in mind. All the showcases and counters are available as standard using a matt silver anodised profile complemented with standard grey infills, or if required, a range of timber and coloured finishes are available.

**Size**  
**IS01** w1000mm d600mm h900mm  
**IS02** w1250mm d600mm h900mm  
**IS03** w1500mm d600mm h900mm

*Standard features*

- Lockable display area
- Casters or adjustable feet
- Choice of infill panels from samples

*Extras*

- Side lighting



IS01

**Size**  
**IS04** w1000mm d600mm h900mm  
**IS05** w1250mm d600mm h900mm  
**IS06** w1500mm d600mm h900mm

*Standard features*

- Lockable display area
- Casters or adjustable feet
- Choice of infill panels from samples

*Extras*

- Side lighting



IS04

**Size**  
**IS07** w1000mm d600mm h900mm  
**IS08** w1250mm d600mm h900mm  
**IS09** w1500mm d600mm h900mm

*Standard features*

- Lockable display area
- Casters or adjustable feet
- Choice of infill panels from samples

*Extras*

- Side lighting



IS07

**Size**  
**IS44** w1000mm d600mm h900mm  
**IS45** w1250mm d600mm h900mm  
**IS46** w1500mm d600mm h900mm

*Standard features*

- Storage to rear
- Casters or adjustable feet
- Choice of infill panels from samples





IS44

buy online:  
[www.ideashowcases.co.uk](http://www.ideashowcases.co.uk)

IDEA SHOWCASES LTD.

# COUNTERS

Idea Showcases' standard range of aluminium counters are available with either storage or complete display and in a variation of sizes, corner counters are also available in similar configurations to create an island display if required.



Typical counter layout



Detail of round profile

Detail of side lights

Detail of lock

Detail of lockable caster

## Colour Infills

(Colour samples below only as a rough guide)



Black

Cream

Maple

Light Oak

Silver

Steamed Beech



# SQUARES/ RECTANGLES

aluminium



**IS11**

Size w500mm d500mm h1932mm

*Standard features*

- Lockable display area
- 3-piece 35w LV downlights
- Casters or adjustable feet
- Choice of infill panels from samples

*Extras*

- Side lighting

Idea Showcases' range of aluminium showcases and counters are manufactured with the ever changing demands of the retailer in mind. All the showcases and counters are available as standard using a matt silver anodised profile complemented with standard grey infills, or if required, a range of timber and coloured finishes are available.



**IS14**

Size w1000mm d450mm h1932mm

*Standard features*

- Lockable display area
- 3-piece 35w LV downlights
- Casters or adjustable feet
- Choice of infill panels from samples

*Extras*

- Side lighting



**IS12**

Size w500mm d500mm h1932mm

*Standard features*

- Lockable display and storage area
- 3-piece 35w LV downlights
- Casters or adjustable feet
- Choice of infill panels from samples

*Extras*

- Side lighting

**IS15**

Size w1000mm d450mm h1932mm

*Standard features*

- Lockable display and storage area
- 3-piece 35w LV downlights
- Casters or adjustable feet
- Choice of infill panels from samples

*Extras*

- Side lighting



buy online:  
www.ideashowcases.co.uk

IDEA SHOWCASES LTD.

# SQUARES/ RECTANGLES

Full height displays or a combination of storage units are available with internal illumination within the top section. Side lighting is also available. Each display section having adjustable shelving, and either hinged or lockable toughened glass doors.




Detail of down lights



Detail of round profile



Detail of side lights



Detail of lock




Detail of lockable caster



Wall mounted showcase

## Colour Infills

(Colour samples below only as a rough guide)



Black




Cream



Marble



Light Oak



Silver



Steamed Beech

Design • Shopfittin  
Design • Shopfitting • Sh  
Design • Shopfitting • Showca  
Design • Shopfitting • Showcases



Specialists in the design and production of individual retail concepts, manufactured and installed to the highest possible specification.

Our family-run firm prides itself on quality shopfitting and customer care.

Photos courtesy of Allen Brown Gallery,  
Heart of the Country, Lichfield.

## IDEA SHOWCASES LTD

32 Hallowes Lane, Dronfield S18 1SS.

Tel. +44 (0)1246 415535 Fax. +44 (0)1246 415535

E-mail. [mail@ideashowcases.co.uk](mailto:mail@ideashowcases.co.uk) [www.ideashowcases.co.uk](http://www.ideashowcases.co.uk)

Design • Shopfittin  
Design • Shopfitting • Sh  
Design • Shopfitting • Showca  
Design • Shopfitting • Showcases



Specialists in Unique designs for Visitor Centres, Museums, Garden Centres and Heritage Retail Outlets, with imaginative use of both traditional and innovative materials, sympathetic to their surroundings – ideal for the heritage market – creating stylish, integrated, customer-friendly ambience that spells success.

Photos courtesy of the Forestry Commission at Brandon, Suffolk.

IDEA SHOWCASES LTD

32 Hallows Lane, Dronfield S18 1SS.

Tel. +44 (0)1246 415535 Fax. +44 (0)1246 415535

E-mail. [mail@ideashowcases.co.uk](mailto:mail@ideashowcases.co.uk) [www.ideashowcases.co.uk](http://www.ideashowcases.co.uk)

Design • Shopfitting  
Design • Shopfitting • Sh  
Design • Shopfitting • Showca  
Design • Shopfitting • Showcases



**SPECIALIST  
SHOPFITTING  
CONTRACTORS**

From initial client consultation, through to manufacture and installation, we offer customers the benefit of our experience and skills coupled with care and attention to detail.

Sympathetic design in keeping with the Georgian building won the contract for refitting Stanley Hunt Jewellers, Retford. (Illustrated)

IDEA SHOWCASES Ltd.  
Over 30 years experience in

- SHOWCASE
- MANUFACTURE
- DESIGN CONCEPTS
- SHOPFITTING
- INSTALLATION AND
- CONTRACT
- MANAGEMENT

**IDEA SHOWCASES LTD**

32, Hallowes Lane, Dronfield S181SS.  
Tel. +44 (0)1246 415535 Fax. +44 (0)1246 415535  
E-mail. mail@ideashowcase.co.uk www.ideashowcase.co.uk



Design • Shopfitting  
Design • Shopfitting • Sh  
Design • Shopfitting • Showca  
Design • Shopfitting • Showcases



**SPECIALIST  
SHOPFITTING  
CONTRACTORS**

From initial client consultation, through to manufacture and installation, we offer customers the benefit of our experience and skills coupled with care and attention to detail.

Sympathetic design in keeping with the building won the contract for refitting Hourstons Jewellery in Kirkwall, Orkney. (Illustrated)

IDEA SHOWCASE Ltd.  
Over 30 years experience in

- SHOWCASE MANUFACTURE
- DESIGN CONCEPTS
- SHOPFITTING
- INSTALLATION AND CONTRACT MANAGEMENT



**IDEA SHOWCASES LTD**

32 Hallowes Lane, Dronfield S18 1SS.  
Tel. +44 (0)1246 415535 Fax. +44 (0)1246 415535  
E-mail. mail@ideashowcases.co.uk www.ideashowcases.co.uk

Design • Shopfittin  
Design • Shopfitting • Sh  
Design • Shopfitting • Showca  
Design • Shopfitting • Showcases



Specialists in Unique designs for Visitor Centres, Museums, Garden Centres and Heritage Retail Outlets, with imaginative use of both traditional and innovative materials, sympathetic to their surroundings – ideal for the heritage market – creating stylish, integrated, customer-friendly ambience that spells success.

Photos courtesy of the Forestry Commission at Brandon, Suffolk.

IDEA SHOWCASES LTD

32 Hallowes Lane, Dronfield S181SS.

Tel. +44 (0)1246 415535 Fax. +44 (0)1246 415535

E-mail. [mail@ideashowcases.co.uk](mailto:mail@ideashowcases.co.uk) [www.ideashowcases.co.uk](http://www.ideashowcases.co.uk)

Design • Shopfittin  
Design • Shopfitting • Sh  
Design • Shopfitting • Showca  
Design • Shopfitting • Showcases



Specialists in the design and production of individual retail concepts, manufactured and installed to the highest possible specification. Established over 20 years, our family-run firm prides itself on quality shopfitting and customer care.

Photos courtesy of P.A. Jewellery, Sheffield.

**IDEA SHOWCASES LTD**

32 Hallowes Lane, Dronfield S18 1SS.

Tel. +44 (0)1246 415535 Fax. +44 (0)1246 415535

E-mail. [mail@ideashowcases.co.uk](mailto:mail@ideashowcases.co.uk) [www.ideashowcases.co.uk](http://www.ideashowcases.co.uk)

Design • Shopfitting  
Design • Shopfitting • Sh  
Design • Shopfitting • Showca  
Design • Shopfitting • Showcases

Simplicity of design coupled with the highest quality materials and craftsmanship enabled Platino, West One, Sheffield, to achieve a new concept "Wedding Bar" to surpass their dreams.

Designed to provide a welcoming and sophisticated environment for couples to choose probably the most important pieces of jewellery of their lives, the Platino wedding bar sets the trend for jewellery retailing.

Specialists in the design and production of individual retail concepts, established 1979 our family-run firm prides itself on quality shopfitting and customer care.

IDEA SHOWCASES Ltd.  
Over 30 years experience in

SHOWCASE  
MANUFACTURE  
DESIGN CONCEPTS  
SHOPFITTING  
INSTALLATION AND  
CONTRACT  
MANAGEMENT



Photographs courtesy of  
Platino, West One, Sheffield


IDEA SHOWCASES LTD

32, Hallows Lane, Dronfield S18 1SS.

Tel. +44 (0)1246 415535 Fax. +44 (0)1246 415535

E-mail. [mail@ideashowcases.co.uk](mailto:mail@ideashowcases.co.uk) [www.ideashowcases.co.uk](http://www.ideashowcases.co.uk)

Design • Shopfitting  
Design • Shopfitting • Sh  
Design • Shopfitting • Showca  
Design • Shopfitting • Showcases



Each retail outlet is uniquely and creatively designed by the team at Idea Systems. Specialists in both modern and traditional styles the company draws on years of experience to produce exciting and innovative ideas to realise the dreams of discerning clients.

IDEA SHOWCASES LTD.

SHOWCASE MANUFACTURE  
DESIGN CONCEPTS  
SHOPFITTING  
INSTALLATION AND CONTRACT MANAGEMENT

*Photographs courtesy of Joule*

IDEA SHOWCASES LTD

32 Hallows Lane, Dronfield S18 1SS.

Tel. +44 (0)1246 415535 Fax. +44 (0)1246 415535

E-mail. [mail@ideashowcases.co.uk](mailto:mail@ideashowcases.co.uk) [www.ideashowcases.co.uk](http://www.ideashowcases.co.uk)

Design • Shopfittin  
Design • Shopfitting • Sh  
Design • Shopfitting • Showca  
Design • Shopfitting • Showcases



Another unique design and manufacture was requested for a more ambient finish to a large footfall Newsagent/Post Office.

Using traditional and natural materials the completed shop-fit has that warm, customer friendly ambience that spells success.

IDEA SHOWCASES LTD.

SHOWCASE MANUFACTURE  
DESIGN CONCEPTS  
SHOPFITTING  
INSTALLATION AND CONTRACT MANAGEMENT

*Photos courtesy of Great Glen Post Office, Leicester*

IDEA SHOWCASES LTD

32 Hallowes Lane, Dronfield, S18 1SS.

Tel. +44 (0)1246 415535 Fax. +44 (0)1246 415535

E-mail. [mail@ideashowcases.co.uk](mailto:mail@ideashowcases.co.uk) [www.ideashowcases.co.uk](http://www.ideashowcases.co.uk)

Design • Shopfitting  
Design • Shopfitting • Sh  
Design • Shopfitting • Showca  
Design • Shopfitting • Showcases



Our specialist design team has years of experience in creating unique and exciting retail environments from modern minimalist to traditional styles. In house manufacture ensures quality control second to none and installation is carried out by our own craftsmen ensuring total client satisfaction.

#### IDEA SHOWCASES LTD

SHOWCASES MANUFACTURE

DESIGN CONCEPTS

SHOPFITTING

INSTALLATION AND CONTRACT MANAGEMENT

*Photographs courtesy of Abrabams & Ballard, Hatton Garden*

## IDEA SHOWCASES LTD

32 Hallowes Lane, Dronfield S18 1SS.

Tel. +44 (0)1246 415535 Fax. +44 (0)1246 415535

E-mail. [mail@ideashowcases.co.uk](mailto:mail@ideashowcases.co.uk) [www.ideashowcases.co.uk](http://www.ideashowcases.co.uk)