

# MINI AUTO COMPACT




**Portable pipe beveling machine**  
**Completely hand operated**  
**No foot pedal or control box**

- **Range:** 20 - 42 mm i/d  
(optional from 12,5 mm i/d).
- **Functions:** beveling, facing, counterboring.
- **Materials:** any kind of steel.
- **Power:** pneumatic.
- **Note:** a unique machine specifically designed for the facing back of tubes and seal weld removal in heat exchangers, condenser, etc. Ideal for high volume repetitive work. This model has an automatic feed and stop.

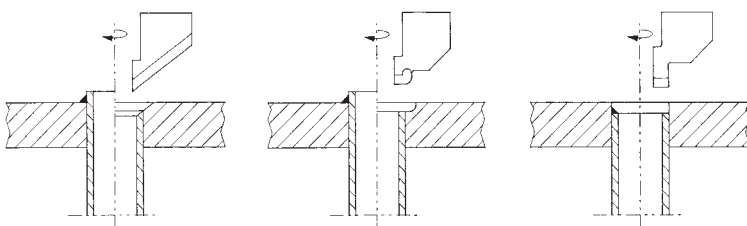
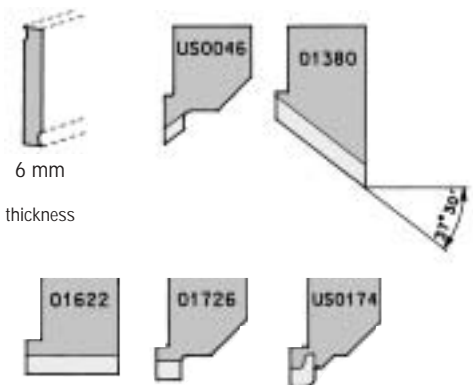


## AUTOMATIC FEEDING STOP SENSOR



The sensor will automatically stop the cut each time at the desired distance with a tolerance +/- 0.1mm and return the cutter head to the original start position.

## EXAMPLES OF CUTTER BITS



Examples of bevels



# MINI AUTO COMPACT

## TECHNICAL FEATURES

*	Locking tube range	mm(i/d.)	20-42
*	Recommended working range	" (o/d.)	3/4"-1 1/2"
***	Idle speed	rpm	210
**	Torque	kgm	2,3
*	Length of axial feed	mm	40,0
***	Max operating temperature	c°	55
***	Max noise level	dB	75
**	Pneumatic motor power	hp	0,38
**	Air consumption	cfm	15-18
**	Air working pressure	psi	90
*	Air hose connection	inches	1/2"
*	Unit weight	kg	4,0
*	Packing dimensions	mm	600x600x200
*	Packing weight	kg	15

\* mechanical data  
 \*\* mathematical data  
 \*\*\* average data

## OPTIONAL



**REDUCED SHAFTS**  
 with a choice of interchangeable tops to cover a range from 12,5 mm to 21 mm i/d.

Shaft	(ø i.) mm	Locking range (i/d.) inches
12,4 ø	12,5 - 15	0.49 - 0.59
13,9 ø	14 - 18	0.55 - 0.71
16,9 ø	17 - 21	0.67 - 0.83
KIT	12,5 - 21	0.49 - 0.83

- All units are supplied complete with all gripping segments to cover the full range of the machine. Service tools, filter lubricator, drawings, instruction manual and warranty certificate are also supplied as standard.

