

Safety with your **Style**

... ..

... ..

... ..

... ..

... ..



SECURITY DOORS



SECURITY IS THE RESULT OF CONTINUOUS DEVELOPMENT THAT COMBINES KNOWLEDGE, RESEARCH AND A DYNAMIC APPROACH.

Since 1964 we have designed and manufactured security doors to protect and personalize all kind of secure access: from staircases and landing doors to the entrances of mansions, offices, farmhouses, historic buildings and industrial facilities. Our strength lies in the experience, knowledge and awareness that everything evolves; over the years we have taken increasingly innovative paths in terms of performance, functionality, environmental and aesthetic considerations to achieve ever increasing outputs and therefore, a better quality of life for our customers: serene, private, comfortable and stylish.

Our innovative approach is continually striving for new goals.

Applying knowledge and skill as well as stretching themselves is the philosophy of our engineers, whether this involves research into increasingly innovative materials for thermal and acoustic performance, or locking mechanisms capable of integration with the most advanced control systems.



OUR WORK IS BASED ON SOUND PRINCIPLES.

Quality control, consistency and transparency.

All manufacturing takes place within our plants in Cosseria (Savona). Our operations are UNI EN ISO 9001 certified and are based on hi-tech automated processes that are state of the art, and ensure compliance with the highest performance standards.



We view environmental responsibility, as a fundamental and ethical duty.

Fully acknowledging the complex world in which we live, Torterolo & Re extends the principles of environmental security, including thermal and acoustic performance to improve comfort and save energy. The Company actively manages its business from a clear environmental perspective, which lead it to obtain UNI EN ISO 14001/04 certification. This certification confirms programmes of continuous improvement in many areas from the management of industrial waste, to the design of higher performing products, which minimize the production of waste and increase recycling.



COMPLETE PROTECTION
NOT LEAST AGAINST HEAT,
COLD AND NOISE.

Security (Anti-Burglary) Certification.

TorteroLO & Re, who have previously submitted their doors for testing to meet standards prescribed in historic legislation has a clear goal of ensuring that all its current models have been successfully tested to achieve current European and local standards.



Comfort: well-being begins with energy saving.

Environmental resources are precious and they need careful management. As a result of their integral insulation, our security doors help save energy, reduce emissions and heating bills and make the home, office or other environments more comfortable both in winter and summer.



Treat yourself to the luxury of silence.

Maintaining personal privacy and avoiding external noise are luxuries that you can treat yourself to very easily, because all doors in our product range achieve certified standards for sound insulation.



“BEST IN CLASS”
PERFORMANCE

Easier to compare and easier to specify.

All door sets have clearly marked performance standards. In addition to the class of security (anti-burglary) resistance, coefficients of thermal transmittance and acoustic insulation, when doors are exposed to the elements, they can be equipped with additional components to enhance air tightness, and protect against humidity and wind

The CE Mark.

TorteroLO & Re products are supplied with the CE mark. This means that our doors meet the requirements of the Materials for Construction directive and specific product standards. To achieve these, our products undergo the most stringent tests at independent and recognized laboratories, both to ensure their performance and guarantee these values.



EXCELLENCE DOES HAVE ITS REASONS

1. 100% Made in Italy

Our doors are designed and made entirely in our plants to comply with all regulations and achieve standards of quality, creativity and manufacturing output that make many Italian products world renowned.



2. Thorough and detailed design

All our bespoke projects are designed to take account of the smallest construction details to provide structures that are perfectly sized and specified whatever the entrance dimensions.



3. Choice of materials

Sheet metal, wood, insulation, locks, fixings. . . all materials that contribute to implementation of a project are carefully chosen based on individual performance characteristics.



4. Integrated Locking Systems

Locking systems are integrated in the structure of door sets. We only use locks that utilise advanced technology and are reliable both mechanically and electronically.



5. Production and Quality Control

Our products are subject to strict control procedures at all stages of production to ensure product compliance and, at the appropriate time, enable practical, fast and safe installation.



6. Consistency of output - from one to one hundred thousand security door sets

Our systems ensure the achievement of consistent quality for small and large production runs. In fact, our manufacturing flexibility means that we can meet almost any requirements in terms of size, special processes, materials and finishes.



7. Certification, a guarantee for the user

All production is certified to meet security standards and is CE marked. All product models are insulated against heat, cold and noise.



8. Environmental rigour - thinking of the future

All our doors provide for energy saving and efficiency and have good environmental performance. We constantly invest in research and development to ensure that we remain at the forefront of technology whilst at the same time responding to the latest aesthetic and stylistic trends.



9. Human capital

Professionalism, experience, availability and empathy - all these are fundamental characteristics of our staff, our partners and associates - architects, designers, dealers and installers - they are crucial to our success and, therefore, to customers' peace of mind.



10. Experience and reputation

The Torterolo & Re brand offers the security of a solid reputation built on the nearly 50 years of an entrepreneurial approach to developing quality products.

Security with personal Style.

We develop security with scientific rigour and manufacture with pride and creativity because each door has unique features, the customer's. We translate individual ideas from the field and work alongside architects and designers in their projects to incorporate the versatility of our craftsmanship, the flexibility of our production processes and the expression of precious woods, unusual materials, metals, mosaics and stained glass, trendy colors, shapes and special processing, to provide an array of finishes of all kinds



A SECURITY DOOR REALLY CAN BE A GENUINE ITEM OF FURNITURE THAT ACTIVELY CONTRIBUTES TO AND DEFINES THE STYLE OF A HOUSE.




We work with leading architects and design studios to provide solutions suitable for projects, both technically and stylistically, with the qualities that distinguish all our products.

Retaining a leading position

Whether for a bright loft, a modern studio apartment, a zen house, or a variety of other situations we continue to expand our product portfolio with many design solutions resulting from in-depth analyses of contemporary aesthetic tendencies and trends.

Combining materials with shapes and colours is a very important element of design; we therefore research and use different materials, including novel and unusual: for example changing corten steel, from original oxide to traditional glass, versatile stoneware to shiny polyester, not to mention the use of copper, natural stone, bleached Douglas...




FROM TRENDY TO TRADITIONAL WITHOUT BEING OBVIOUS, TORTEROLO & RE COATINGS AND FINISHES RESULT IN SECURITY DOORS OBTAINING PERFECT HARMONY WITH INDIVIDUAL CUSTOMERS' PERSONALITY AND ENVIRONMENT - POSSIBILITIES TO PERSONALISE DOORSETS ARE ENDLESS.



Timeless Classics

Precious woods - dyed, bleached or lacquered - glass, grates, and a vast array of accessories, ensure both harmony and originality even in traditional doors.

Traditional and creative instincts are married particularly through wood, a timeless material that endures. We continue to commit the utmost attention to detail; this drives our business and we work with skilled craftsmen, modeling an almost infinite range of expression: chestnut, olive, ash, walnut, pine, elm we value all unique aspects of the essences, including treatments such as zero gloss paint, oil or wax finishes, and brushing.



Dynamism of formes

Milled rectangles giving movement to a door with a pattern of shapes enlivened by small patches in brushed steel.





DESIGN MAURIZIO AND DAVIDE RIVA

Wood can be living, modern, dynamic: this door is formed by waves that change the leaf into a piece of furniture that combines a strong personality with the temptation to touch the surface.

Minimalist Charm



This essential design highlights the door manufacture, which enriches the colour and provides a seductive and even tactile and scenic effect.

A contemporary approach



Intense and variable white of the oxide combining with steel to produce a dramatic visual experience in a particularly high-tech setting.

A game of alternating



The classic elegance of dark oak: a decidedly contemporary style with triangular shaped security glass offset against wooden panels.

Essential Elegance



The plain architrave around the door is a continuous line that frames the panel: invisible hinges mean that the door fits very simply within its structural aperture.

High Tech Elegance



Latest technology blends very readily, with the clear beauty of the most striking colours or most distinctive finishes.

Wood with no sense of time



Ancient and modern, solid wood with master craftsmanship as the handle disappears within the relief pattern.

Natural geometry



A vertical handle in juxtaposition to solid wood that is carved horizontally and with geometric regularity to provide a decidedly modern panel.

Inspired by Light




The door affords protection and definition without separating. The light illuminates the environment generously through the clear transparency of security glass.

Contemporary Classic



Colour becomes the protagonist and modernises the classic and severe lines of the door, which are framed by lines of steely light.

In Harmony with the Surroundings



With a splendid balance of size, design proportions and finishes, the doors complement the style of the façade and contribute to the architectural style and grandeur.

SECURITY AND COMFORT, THERMAL AND ACOUSTIC PERFORMANCE TO THE HIGHEST STANDARDS.

Security /Anti-burglary

Glazed versions, with fan light or double doors

Class 4 ENV 1627

Class 3 ENV 1627

Acoustic Protection

depending on the kit specified

Rw 37 to 42 dB

Thermal transmittance

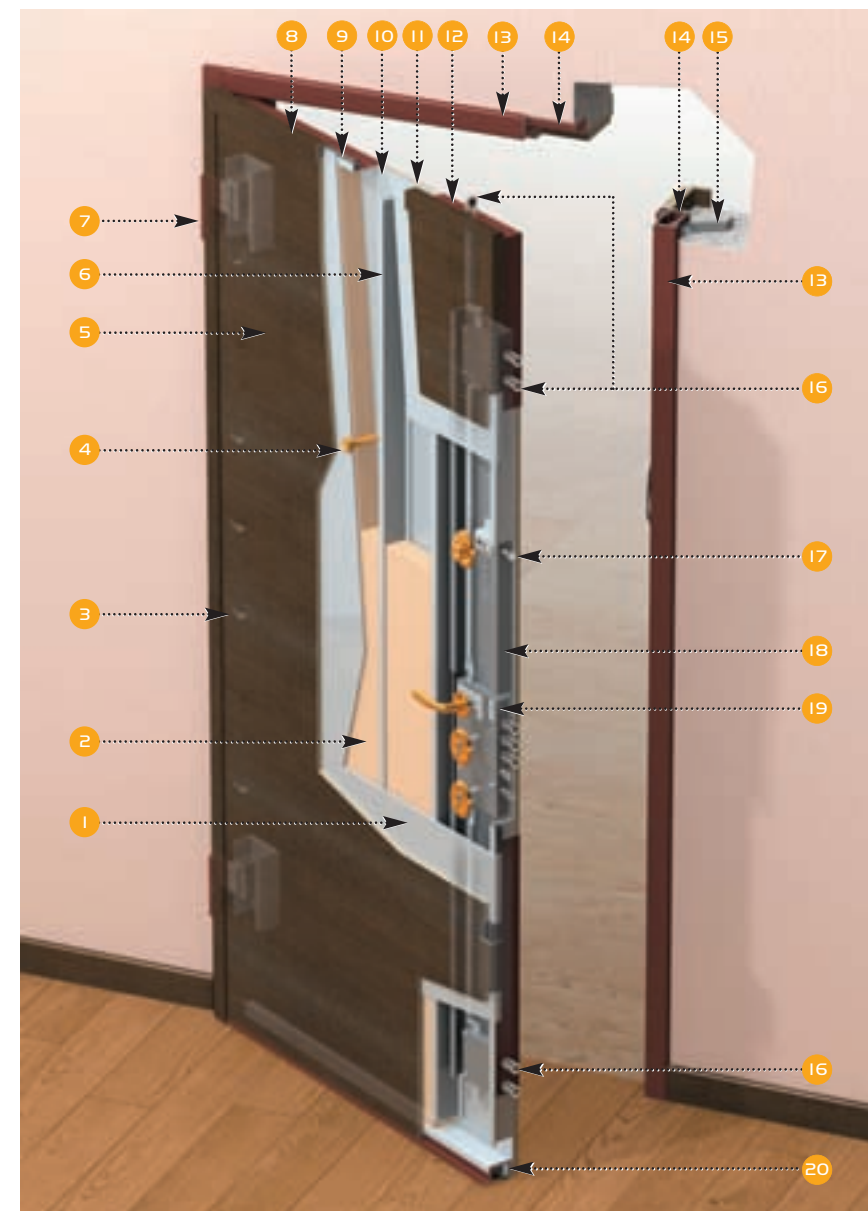
as a function of the frame and surrounds and the type of panel

U = 1,8 to 1,5 W/m²K

The Gold Plus Series is unrivaled: it provides the highest level of burglary resistance performance with high security standards that include an outstanding high security multi-point locking system; in addition standards of thermal and acoustic insulation are significant.

These models are available in standard or customised sizes as single or double door sets; they combine a double steel sheet insulated structure reinforced with omega shaped manganese steel strengtheners, and a high security multi-point locking system with locking bolts in

the bottom, middle and top of the closing side of the leaf. Gold-Plus doors conform to different functional requirements with a range of state-of-the-art locking systems as outlined below.



- 1 Internal steel sheet
- 2 Insulation
- 3 Dog bolts
- 4 Wide angled door view
- 5 Internal panel
- 6 Vertical cut resistant strengthener
- 7 Adjustable hinges
- 8 Internal panel keeper
- 9 Door gasket (seal)
- 10 External steel sheet
- 11 External panel
- 12 Panel keeper (door leaf edges)
- 13 Main frame
- 14 Subframe
- 15 Anchors / fixings
- 16 Double locking bolts
- 17 Opening limiter
- 18 Lock protection plate
- 19 Security lock
- 20 Adjustable drop seal / draught excluder

TR 400

The extraordinary control of just one small key

Security lock with European profile cylinder.

One small key controls the double locking of the entire multi-point locking system with connecting rods housed in a protected, hardened and cut-resistant channel; locking bolts are of high tensile steel with some versions having additional special steel reinforcement in these bolts. Advanced gearing within the locking mechanism provides for a very smooth

operation to minimise pressure on the key. A range of Europrofile cylinders is available - Smart, Excel or Torterolo & Re Prestige with the added protection of an anti-drill mechanism and an anti-extraction device.



TR 601

Multi Functional Double Locking

Based on a high security lock with Europrofile cylinders.


The primary security lock is operated by a Europrofile cylinder - Smart, Excel or Prestige with the added protection of an anti-drill mechanism and an anti-extraction device.

Advanced gearing within the locking mechanism provides for a very smooth operation to minimise pressure on the key.


A primary key controls the double locking of the entire multi-point locking system with connecting rods housed in a protected, hardened and cut-resistant channel; locking bolts are of high tensile steel with some versions having additional special steel reinforcement in these bolts.

The secondary lock is able to block the primary lock, thereby allowing homeowners to give limited access, if required, to their premises.

The secondary lock can be protected with a defender (shroud) to add to the overall security of the system; further both cylinders can be suited / keyed alike, so that a single master key can operate both, but with a different key for the secondary cylinder.



Main Variants:



TR 607

The option of a truly unique key system.



Security lock with triple-bitted "Omega" key and secondary cylinder lock.

The mechanism comprises a system driven by a rotary action that contains three different planes of encrypted pins. The number of combinations is very significant - more than 10 million.

This rotary action is enclosed within the lock, and is equipped with special anti-drill and anti-extraction devices.

This patented system uses "3 profile" keys, and duplication of these keys is only possible through specialized, authorised dealerships. The door is supplied with 5 principle keys, which are hinged so that they can be "folded" to reduce their size and also two back up keys, each of which will allow a change of encryption, in the event of keys being lost.

Advanced gearing within the locking mechanism provides for a very smooth operation to minimise pressure on the key and restrict pressure on other components in the locking system.

The lock latches and the deflectors are made in die cast with a special shape that encloses an elongated hardened cut-resistant shaft.

Furthermore, the service cylinder, in addition to actuating the release and an additional latch, it also blocks the main lock.

TWIN - MODE

Complementary blend of mechanics and electronics.



Security lock with Europrofile cylinder and electronic transponders for secondary locking.

The motorized lock has a power supply that is independent of the mains and is activated by a transponder. The security lock is equipped with a European profile Prestige cylinder. After closing the lock mechanically, it can be blocked by the transponder to enhance the security level of the door set. The electronics in the

system are robust and do not require adjustment or maintenance with a contactless interface for code transmission ensuring reliability.

The antenna is installed securely to protect it against interception.

LINX

Versatility and security combined

Motorized locking with flexible electronic management.

With the Linx system, manual locking of the door using a key is no longer needed. Opening and closing can be initiated by typing a personal code into the numeric keypad on the door or by using a transponder key. In other configurations the system can be activated by remote control, fingerprint reader or other access control interfaces.

Further, if required, the door can be inte-

grated with the latest home automation systems through a special electronic interface.



X - TOUCH

Advanced electronics with the simplicity of a touch screen

Motorized Security lock with touch screen operation.

The X-Touch features a touch screen that controls the management system of the door.

The door is equipped with a motorized security lock and all its functions are operated by a touch screen on the internal side of the door leaf; from the outside the door is opened using a simple remote control. The electronic system provides complete management of the advanced features of the door - programming operational modes, managing remote controls, access control, and setting time parameters and controls. From the display all operational criteria can be viewed, including the precise identification of the remote control that has initiated each operation.

The camera installed outside transmits to the display external images which are stored in a memory and can be managed as on a computer.

X-Touch has external connections that enable it to be controlled either by a remote button or it can be integrated into more complex access control systems.

In emergencies the door can be opened using a mechanical key. Back up batteries enable normal operation of the door in the event of temporary power outage.



PROTECTION, ENERGY EFFICIENCY AND COMFORT.

Security /Anti-burglary

Glazed versions, with fan light or double doors

Class 3 ENV 1627

Class 3 ENV 1627

Acoustic Protection

depending on the kit specified

Rw 37 to 42 dB

Thermal transmittance

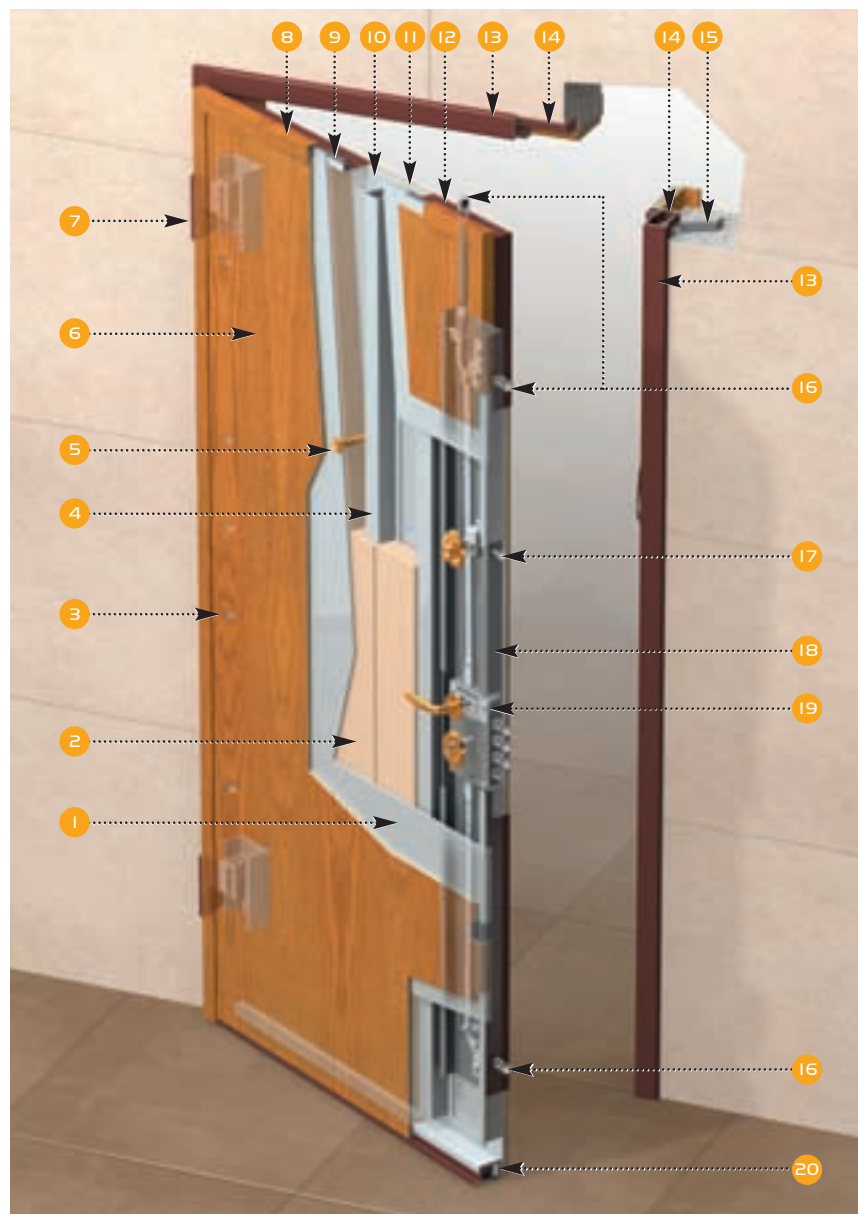
as a function of the frame and surrounds and the type of panels

U = 1,8 to 1,3 W/m²K

Impressive functionally and aesthetically, and with a high level of environmental performance, Gold Series doors are ideal as apartment doors.

The double steel leaf structure is reinforced with double steel omega strengtheners. The secure locking bolts, with those in the central lock connected to those at the top and bottom of the leaf are intrinsic to the security of the door set. Latch adjustment device with the tamper-proof plate prevents manipulation of the lock with a "credit card" and facilitates the sliding of the latch bolt.

The first class thermal and acoustic performances of the door are as a result of insulating materials installed within the door leaf. Glazed leaves, fanlights, arched door sets and other special workings are affordable.



- 1 Internal steel sheet
- 2 Insulation
- 3 Dog bolts
- 4 Vertical strengthener
- 5 Wide angled door view
- 6 Internal panel
- 7 Adjustable hinges
- 8 Internal panel keeper
- 9 Door gasket (seal)
- 10 External steel sheet
- 11 External panel
- 12 Panel keeper (door leaf edges)
- 13 Main frame
- 14 Subframe
- 15 Anchors / fixings
- 16 Locking bolts
- 17 Opening limiter
- 18 Lock protection plate
- 19 Security lock
- 20 Adjustable drop seal / draught excluder

T R 4 I O


The cylinder is fundamental to security

Security lock with European profile cylinder and patented device anti-extraction.

One small key operates the multi-point locking system, concurrently double locking bolts in the bottom, middle and top of the closing side of the door leaf. A range of cylinders - Smart, Excel or Torterolo & Re Prestige - is available with the cylinder having both anti-drill and anti-extraction specialised protective devices. The special strain relief device patented by Torterolo & Re, locks the system in case of forced extraction of the cylinder.



Main Variants:



TR 611

Double locking - for increased peace of mind



High Security Multipoint Locking with Europrofile Cylinder; Secondary Lock with Additional Cylinder.

The Europrofile cylinder - Smart, Excel or Torterolo & Re Prestige cylinders - is equipped with anti-drill and anti-extraction protective devices. The special anti-tear patent Torterolo & Re, locks the system in case of forced extraction of the cylinder. The secure locking bolts, with those in the central lock connected to those at the top and bottom of the leaf are intrinsic to the security of the door set.

The secondary lock is useful to restrict access to individuals or groups upon request, the standard cylinder of the secondary lock can be replaced by a Euro

profile security cylinder with added anti-drill and anti-extraction protection; also it is possible to key alike / suite both cylinders, so that a single master key actions both mechanisms, whereas the service key is can only operate the service cylinder.

TR 610

Functionality and safety

Security lock with double-bitted construction site key, automatic rekeying and secondary lock cylinder.

The double-bitted key of the latest generation operates the main lock, equipped with special molded latches with oversized diameter that increase its resistance to burglary attempts. The master key excludes and replaces the construction site key without the need to change the core. The innovative "Matic" system of automatic rekeying envisages the use of two types of keys: the blue colour construction site key, different for each lock, and the master key of green colour, which enables recoding and invalidation of the construction site key. The secure locking bolts, with those in the central lock connected to those at the top and bottom of the leaf are intrinsic to the security of the door set. As with other versions of locks with two keys, the key to the secondary lock enables access to be restricted as required.



TR 210

Double bit and automatic rekeying: a new generation



Security lock with double-bitted construction site key and automatic rekeying.

The secure locking bolts, with those in the central lock connected to those at the top and bottom of the leaf are intrinsic to the security of the door set.

The master key excludes and replaces the construction site key without having to change the core. The innovative "Matic" system of automatic rekeying envisages the use of two types of keys: the blue

colour construction site key, different for each lock, and the master key of green colour, which enables recoding and invalidation of the construction site key.

MAXIMUM ENERGY EFFICIENCY AND SAFETY WITHOUT COMPROMISE

Security / Anti Burglary

Glazed versions, with fan light or double doors (Confort Open)

Class 3 ENV 1627

Class 3 ENV 1627

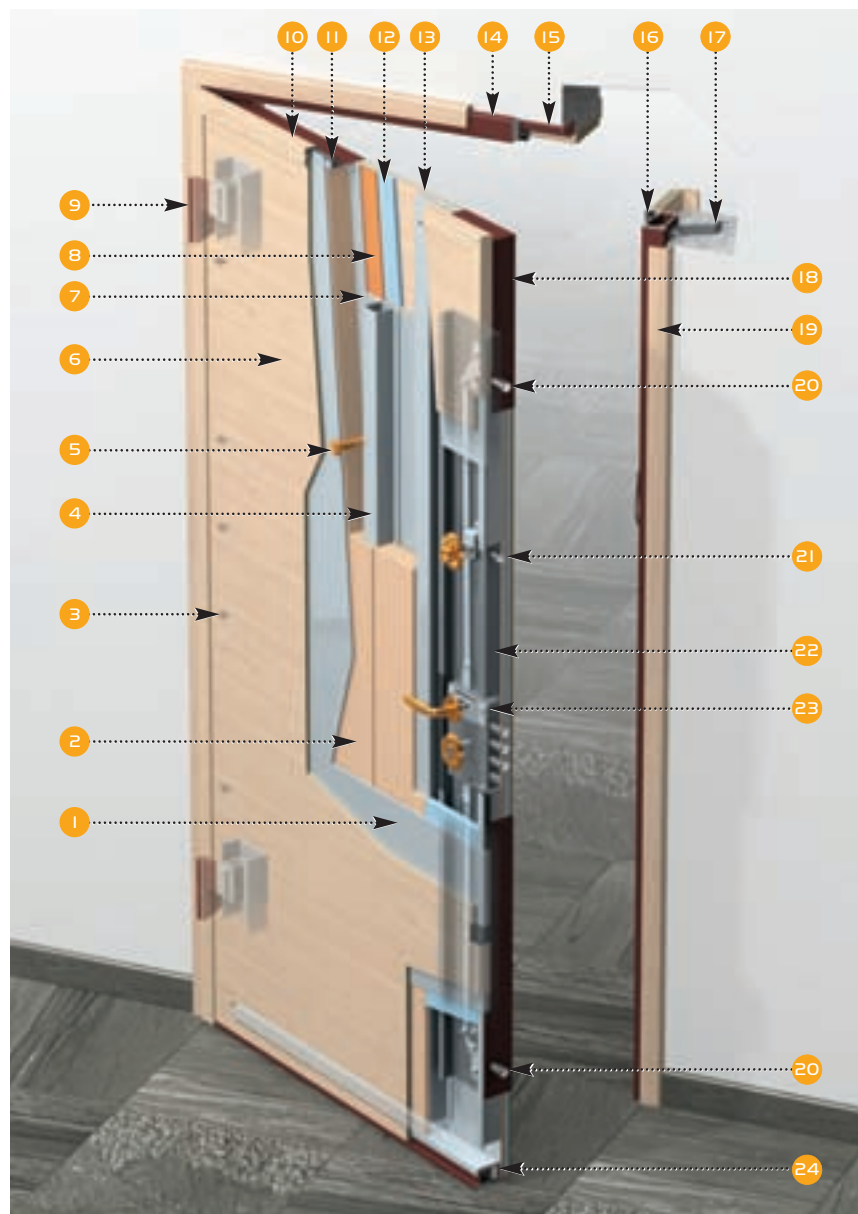
Sound reduction

Rw 43 dB

Thermal Transmittance (Confort 09 Plus) U = 0,9 W/m²K

Thermal Transmittance (Confort Open) U = 1,4 to 1,1 W/m²K
ias a function of the frame and surrounds and the type of panels

Designed to meet changing market requirements with high levels of thermal and acoustic insulation, the Confort Series achieves the latest challenging standards required for protection against cold, heat and noise.



- 1 Internal steel sheet
- 2 Insulation
- 3 Dog bolts
- 4 Vertical strengthener
- 5 Wide angled door view
- 6 Internal panel
- 7 External steel sheet
- 8 Acoustic Protection
- 9 Adjustable hinges
- 10 Internal panel keeper
- 11 Door gasket (seal)
- 12 External insulation
- 13 External panel
- 14 Main frame
- 15 Sub-frame
- 16 Additional frame seal
- 17 Anchors / fixings
- 18 Panel keeper (door leaf edges)
- 19 Internal frame cover
- 20 Locking bolts
- 21 Opening limiter
- 22 Lock protection plate
- 23 Security lock
- 24 Adjustable drop seal / draught excluder
- 25 frame high energy performance
- 26 Finishing internal
- 27 Hidden hinge
- 28 Internal panel keeper



Confort Open C

Security and Comfort combined

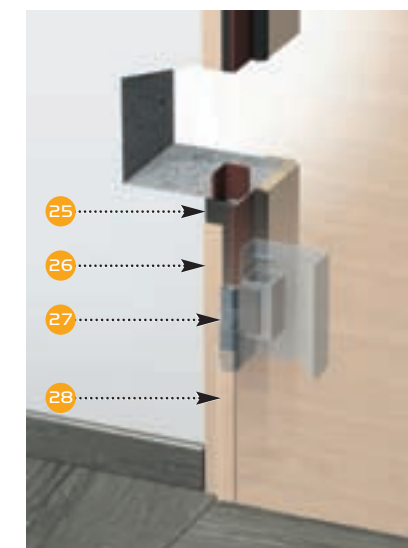
The door is constructed with a double steel sheet structure and is reinforced by special omega strengtheners. The high thermal and acoustic performance of this door range is due to the internal insulation of rock wool and a further double layer of insulation behind the external sheet and panel. The double steel frame and the subframe, provide a

solid anchor to the wall structure. The lock is operated by a European profile cylinder Smart, Excel or TorteroLO & Re Prestige cylinder and is equipped with special anti-drill and anti-extraction protective devices. The secure locking bolts, with those in the central lock connected to those at the top and bottom of the leaf are intrinsic to

the security of the door set. A further version, the Confort Open S, with a secondary service lock, is an option. The Confort Open is available as both a single and double door set and it can also be produced as a part of a secure entrance.

Confort 09C Plus

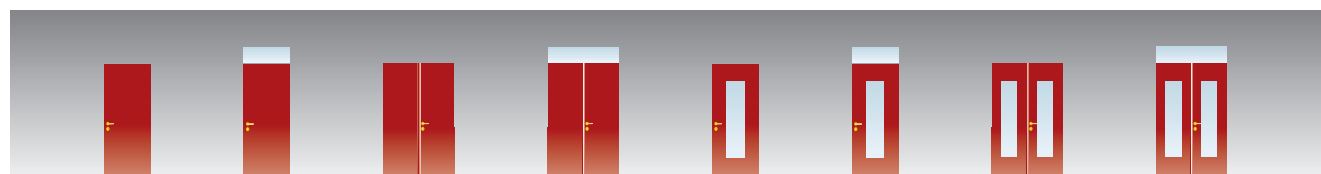
Optimum performance, comfort and safety



This model provides a real evolution in environmental comfort, because it also minimises the possibility of condensation forming. The structure of the leaf, double reinforced steel sheet with omega strengtheners, with its rock wool insulation, has additional high-performance insulation to eliminate linear thermal bridges. The innovative frame has high especially good energy performance, with an exclusive TorteroLO & Re patent, and it performs a dual function: the case, in stainless steel, is designed to withstand break-in attempts, the inner one, of extruded polymer, is designed to break the thermal bridge, allowing considerable increase of the surface temperature and a reduction of 40% in condensation. This high technology content combines

refined aesthetics with hidden hinges and a wide choice of panels. The lock is operated by a European profile cylinder Smart, Excel or TorteroLO & Re Prestige, and is equipped with anti-drill and anti-extraction protective devices. The secure locking bolts, with those in the central lock connected to those at the top and bottom of the leaf are intrinsic to the security of the door set. Also available is the Confort Plus 09S with a secondary service lock. The Confort Plus 09 series is available in standard sizes or made to measure.


Vairants of the Confort Open series include:



SECURITY, COMFORT AND REFINEMENT

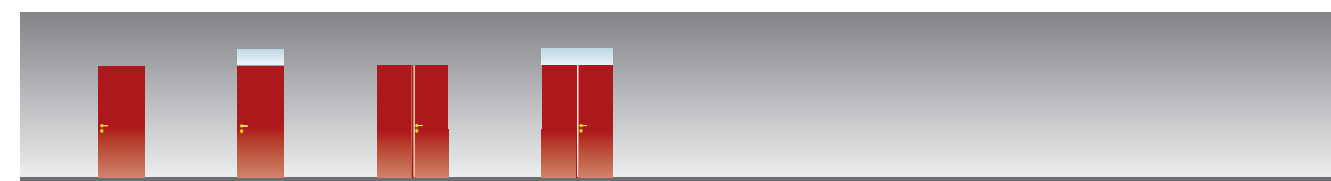
Security / Anti Burglary Class 3 ENV 1627
Sound reduction Rw 41 dB
Thermal transmittance U = 1,5 W/m²K
 as a function of the frame and surrounds and the type of panels

Simple lines and plain surfaces that are flush with the walls and without interruption: Elegance security doors express the latest modern trends of interior design - simplicity, grace and refinement.



- 1 Internal insulation
- 2 Internal steel sheet
- 3 Thermal insulation
- 4 Dog bolts
- 5 Vertical strengthener
- 6 Wide angled door view
- 7 Internal panel
- 8 External steel sheet
- 9 External acoustic insulation
- 10 Concealed hinges
- 11 Internal panel keeper
- 12 Door gasket
- 13 External panel
- 14 Main frame
- 15 Subframe
- 16 Additional frame seal
- 17 Anchors / fixings
- 18 Panel keeper (door leaf edges)
- 19 Locking bolts
- 20 Lock protection plate
- 21 Security lock
- 22 Adjustable drop seal / draught excluder

Main Variants:



ELEGANCE series doors include an extremely strong structure in double sheet electrogalvanized steel with internal vertical strengtheners in the leaf; top, bottom and central locking bolts and an anti-drill plate to protect the lock. The dual screen insulation - internal insulation of rock wool and additional insulation panels under the internal and external panels - provides very high performance even in terms of comfort. The door is equipped with three large fixed dog bolts welded to the external sheet and two sturdy hinges which are inserted within the frame when closed, resulting in the inner side of the leaf being flush with its surroundings. Additional

characteristics include the inner panel lining, which provides an optical effect of co-planarity with the frame, and the edges of the panel that are made of anodized aluminium bevelled towards the frame. Interior trims - gloss or opaque trendy wood with horizontal or vertical veins - blend the style and elegance with the decor of the modern home. For the outside panels, the vast range of the Torterolo & Re portfolio is available to provide consistency with the architectural context in which the doorset is installed.

E l e g a n c e € 0 1

Comfort and security with stylish designs

Security lock with European profile cylinder.

A single key operates the entire locking system; locks the special-shaped section plus enhanced resistance to break-in attempts. The Euro profile lock cylinder - Smart, Excel or Torterolo & Re Prestige - is equipped with anti-drill and anti-extraction protective devices. This locking system, is supplied in series with a Prestige magneto-mechanical cylinder. The private profile patented key is equipped with 5 tracks, one of which

with an antipicking magnetic positioning. Furthermore, the body and the rotor of the cylinder are provided with devices for protection against drilling (Certificate EN 1303). This locking system is very functional in the event of lost keys, as it permits the replacement of just the cylinder instead of the entire lock.



E l e g a n c e € 0 2

Double safety, extra comfort

Security lock and secondary lock with European profile cylinder.

Security lock and secondary lock with European profile cylinders. The key of the mechanism actuates the central, top and bottom locking bolts and also the latch bolt. Europrofile Prestige security cylinders in the main lock and the service lock are fitted with anti-drill and anti-extraction protective devices. The patented private profile key is equipped with 5 tracks, one of which is in a magnetic antipicklock position. Furthermore, the body and the rotor of

the cylinder have devices for protection against drilling (Certificate EN 1303). This locking system is very functional in the event of lost keys, as it permits the replacement of just the cylinder instead of the entire lock. The key to the secondary lock is useful to restrict access to any employees or other personnel in that it operates the latch, the latch closure and also blocks the main lock.



MORE BRIGHTNESS WITH CONFIDENCE.

Security / Anti Burglary

Double door versions

Sound reduction

depending on the kit specified

Thermal transmittance

with Strong Plus security glass

Class 3 ENV 1627

NPD

Rw 38 to 40 dB

U = 2,1 to 1,6 W/m²K

Sun-Light security doors are the perfect choice for those who need transparency of glass and therefore ingress of light, whilst at the same time requiring excellent performance in terms of safety, and also thermal and acoustic insulation.

Ideal for small offices of professional firms, perfect between terraces and gardens, Sun-Light security doors offer access to light whilst, at the same time, maintaining a high level of security, without sacrificing style and insulation. The structure includes double galvanized steel sheet, and high security multi-point locking systems. The steel uprights are reinforced to hold the Strong Plus glass series and provide the required levels of insulation and security, and the glass is rated to EN356. P6B is certified to DL 115 and DL 192 (Safety standards), and the inner vacuum is filled with inert gas, to provide a high levels of acoustic and thermal insulation. Sun-light is available in standard sizes

or made to measure for single and double doors, and can be customized in every detail with a wide choice of woods, colours and configurations: with fanlight and side panels as well as inwards and outwards opening.



- 1 Insulation
- 2 Inner steel sheet
- 3 Strengthened security glass frame
- 4 Tubular internal glazing beads
- 5 Adjustable hinges
- 6 Dog bolts
- 7 Security glass
- 8 Internal panel
- 9 Internal panel keeper
- 10 Door gasket
- 11 External steel sheet
- 12 External panel
- 13 Panel keeper (door leaf edges)
- 14 Double locking bolts
- 15 Lock protection plate
- 16 Security lock
- 17 Drop seal / draught excluder
- 18 Vertical locking bar - passive leaf
- 19 Internal frame cover
- 20 Main frame
- 21 Sub-frame
- 22 Anchors / fixings
- 23 Locking channel / protection
- 24 Passive leaf closure


SUN - LIGHT

Security lock for European profile cylinder.

The lock is equipped with Europrofile cylinders - Smart, Excel or Torterolo & Re Prestige. A small key operates, concurrently, locking bolts in the centre, top and bottom of the door leaf and also the latchbolt. The operation of the lock is particularly smooth because of its advanced gearing system. Anti-drill and anti-extraction devices offer additional cylinder protection. Functionality also in the event of lost keys: with a simple operation it is possible to replace just the cylinder instead of the entire lock.



Main Variants:



SECURITY IN LARGE DOOR SETS

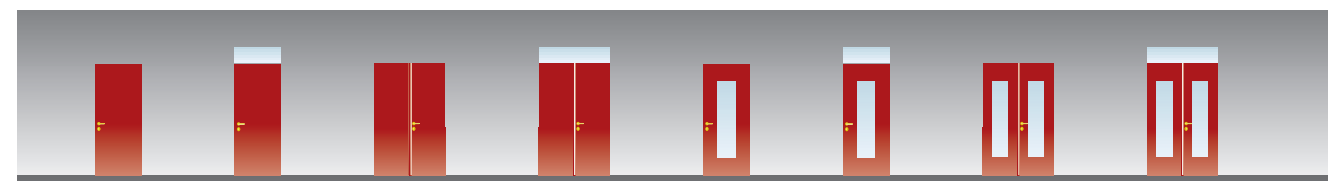
Security / Burglary Class Class 3 ENV 1627
Thermal transmittance U = 1,8 to 1,6 W/m²K
 as a function of the frame and surrounds and the type of panels

Strong and safe, with fluid movements and prestigious finishes, Torterolo & Re Portali security doors combine optimum performance and aesthetics to blend in naturally in historic buildings, modern construction, prestigious villas, ancient farmhouses.




- 1 Adjustable hinges
- 2 Internal steel sheet
- 3 Insulation
- 4 Dog bolts
- 5 Wide angle door view
- 6 Vertical strengtheners
- 7 Internal panel
- 8 External steel sheet
- 9 Internal panel keeper
- 10 Door gasket
- 11 External panel
- 12 Panel keeper (door leaf edges)
- 13 Locking bolts
- 14 Opening limiter
- 15 Lock protection plate
- 16 Security lock
- 17 Drop seal / draught excluder
- 18 Vertical bar (passive leaf)
- 19 Internal wooden surround
- 20 Main frame
- 21 Large subframe "Big"
- 22 Anchors / fixings
- 23 Central locking bolts (passive leaf)
- 24 Passive leaf closure

Main Variants:



Portali security doors, because of their size and their weight, require the incorporation of special structural features. Torterolo & Re has created this range with a specially designed double sheet steel, reinforced to resist burglary and remain non-deformable over time, to ensure maximum strength and security. The door is equipped with 3 robust adjustable hinges (with vertical and lateral adjustment), 4 dog bolts and additional lock protection. The Portali sub frame is made of thicker steel and has more fixing points than other models. The coatings - plain or milled, solid



wood or aluminium, engineered wood or lacquered, with iron grates or stainless steel handles - offer endless possibilities to provide the perfect match for all kinds of properties.

The Portali series is available as double door sets with equal leaf sizes (sizes: up to 280 x 180 cm or 260 x 200 cm) or as single leaves (size: 250 x 125 cm or 280 x 100 cm.)

TR 900

Outstanding control of one small key

Security lock with European profile cylinder.

One small key operates the entire locking system; the large sized locking bolts enhance resistance to attempted forced entry. The Europrofile cylinder is equipped with anti-drill and anti-extraction protective devices. This locking system is supplied with a Prestige magneto-mechanical cylinder. The private profile patented key is equipped with 5 tracks, one of which is in a magnetic antipicklock position. Furthermore, the body and the rotor

of the cylinder are provided with devices for protection against drilling (Certificate EN1303). This locking system is very functional in the event of lost keys, as it permits the replacement of just the cylinder instead of the entire lock.



TR 901

Double lock, multiple functionality

Security lock and secondary lock with Europrofile cylinders.

The key of the mechanism operates the entire multipoint locking system with its locking bolts at the bottom middle and top of the door leaf. This locking system is supplied with a Prestige magneto-mechanical cylinder. The private profile patented key is equipped with 5 tracks, one of which is in a magnetic antipicklock position. Furthermore, the body and the rotor of the cylinder are provided with devices for protection against drilling (Certificate EN1303).

This locking system is very functional in the event of lost keys, as it permits the replacement of just the cylinder instead of the entire lock. The key to the secondary lock is very useful to restrict access to selected personnel, it operates the latch, the latch closure and also blocks the main lock.

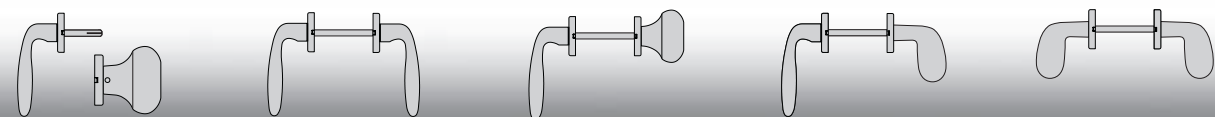


Door furniture - range of handles

Our standard door furniture is available in a range of brass, bronze, polished or matte chrome - this variety allows sympathetic matches with chosen finishes, and complete customization of each door.



Types of handles:



Big handles



Special panels and finishes

We have a limitless range of panels and finishes to make each door set unique, with an ever increasing range from classical to contemporary with the latest designs.

Quality solid woods, lacquered finishes, the use of innovative materials, a range of security glass and colours, with high levels of craftsmanship all combine to provide a collection from which all style and design requirements for panels can be satisfied.

CERAMIC SURFACE COATINGS


EVOLUTION SERIES

The modern texture of these panel finishes - similar to different metallic coatings - reflects light very attractively.

PEARL




EMERALD



CORAL



AGATE




OPALE



CORAL



SAPPHIRE



MILLED PANELS

R-1Q



R-CD



R-CB



THEMA SERIES

Crisp and clean shapes with precise angles to create geometric panels.

ROYAL SERIES

Curved channels with rectangular profiles that create impressive shapes and styles.

PANTOS SERIES

Patterns with soft and subtle shapes based on rounded corners.

PROIEZIONI SERIES

Sweeping parallel lines and patterns that create decorative symmetries.

T-3BA



T-2BL



P-6BL



P-FV



MILLED PANELS WITH SOLID INSERTS

INSERTI SERIES

Inserts of glass, steel or metal add style and originality to the panel.

REFLESSI SERIES

The ancient art of mosaics combined in modern light polychrome panels - distinctly Latin in style and flavour.

TRAVEL SERIES

Different colours and materials emerge from the panel inserts with soft rounded corners or sharp edges for a variety of stylish internal security doors.

SINFONIA SERIES

The profiles that run through the panel vary in thickness, creating a perception of depth and extravagance.

N-F10



N-F12



N-F31



N-B17



N-T21



ARPA



N-F11



SOLID WOOD PANELS


ESTROFLESSIONE




POLARIS



NOVA



M-F10



IM-02



IM-03



SIDONIA



BAROCCA SERIES

Geometric designs to provide lavish character in traditional surroundings.

ELITE SERIES

Grand yet simple solid wood panels.

LEGNI E POETI SERIES

The wood is "alive" with intricate reliefs, the result of exquisite quality Italian craftsmanship and very carefully selected wood.

SOLID WOOD PANELS

BEATRICE



DANIELA



DELFINO



M- 2BT/A



M- 21B/B



M- 6BU/B



M- 6BD/M



M- 6BL/M



PVC AND ALUMINIUM PANELS

GEO SERIES

PVC finishes are both elegant and full of character in the wooden and colours versions with "open pore" texture.

EXTERNA SERIES

The functionality and practicality of aluminum marries the beauty in these panels in wood or colours versions of great originality.

E-047/R



G-IG



G-UE



DUAL



REGOLAL



E-013/R



ZENAL



Total Security

Tortero & Re is pleased to consider any request and specification for security and offers a full range of security doors for entrances, windows and secondary entrances; its increasing product portfolio also provides a range of fire doors and safes.

Secure Entrances

Classical or contemporary, Tortero & Re products are designed to fit harmoniously into any architectural environment. Available in a series of modules, they provide a variety of solutions, based around its well proven range of security door sets. To the security door set with or without a transom and overhead panel or fanlight, different types and styles of fixed side parts can be added either on one or both sides of the door. The range is especially versatile to ensure that the architectural proportions of, for example, large traditionally constructed entrances can be met satisfactorily – if need be to meet demanding conditions of planning and conservation regulations.



Secure Shutters

Our secure shutters respond to the request with ease and safety, and to different aesthetic and architectural requirements; in fact it is possible to cover the sturdy metal leaf with solid wood panels with inclined blades (such as louvered Persian shutters), with vertical slats (type antone), or with milled panels with vertical slats, horizontal or diagonal. All panels are primed and painted to provide a satisfactory finish for external use.

Fire Rated Security Door Sets

The protection provided by these doors is very extensive: fire resistance up to 60 minutes (E12 60), and certified anti burglary Class 3 along with high levels of acoustic and thermal insulation. The double seals which are an important feature of the design prevent filtration of air and dust from the outside. In addition, the wide range of panels is available to ensure that the finished style of a fire rated door achieves stipulated design and style requirements.



Secure Window Shutters

Secure Tortero & Re steel window shutters can provide effective protection against intruders, as well as the effects of bright light. Their appearance reveals an attention to detail that comes from the more solid and traditional craftsmanship. They remain unchanged over time through the use of best paint for exteriors. The security is as a result of the system design and the materials, closing systems and accessories used.

Panic "Activa" Security Door

Panic "Activa" Security Doors are the ideal choice where a security door is required that must, at the same time, be available as an emergency exit. The handle that is attached – with EN 1125 testing and accreditation – is able to throw the entire multi-point lock. "Activa" is also available in versions with security glass or side / overhead panels, and like all other door sets, can be finished with appropriate panels for use in offices, public buildings, museums and the like.....even in historic and listed buildings.



Safes

Jewellery, cash, documents or confidential material often require special protection and for these, we developed Argos and Basic, a line of safes that is secure, discreet and elegant for the home and office. Recessed into walls or furniture, traditional mechanical or electronic safes are available from Tortero & Re in a wide range of sizes for every space and location.



