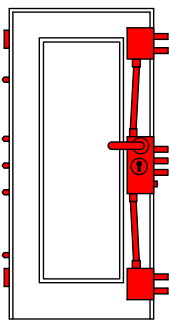


# SUN-LIGHT

## TECHNICAL CHARACTERISTICS



Euro profile cylinder security lock. Single and double doors. Standard and customised sizes.

### DOOR LEAF

- Structure: double galvanised steel sheet (12/10 outer and 10/10 inner) reinforced with internal vertical and horizontal omega stiffeners.
- Prearrangement for single glass pane with jambs, top rail (fixed size 155 mm) and bottom rail (fixed size 300 mm).
- Insulation: fireproof material within the door carcass.
- Soft rubber gasket for sealing in between door leaf and door jambs.
- 5 dog bolts.
- 2 robust adjustable welded hinges.
- Lock security plate.
- Adjustable drop seal.
- Internal and external handles available in various types and colours.

### FRAME AND SUBFRAME

- Rolled sheet steel frame and subframe with powder coated finish (RAL 8014); 2 mm thickness; available in different colours on request. It is possible to adjust the position of frame and subframe both in height and in depth.

### LOCKING SYSTEM

- Euro profile cylinder security lock. Multi-point locking system.
- Two horizontal double locking bolts (upper and lower) and three in the centre of the door leaf.
- Cylinder protection device (defender).
- The lock can be equipped with the European profile cylinders 'Smart', 'Excel' and 'Prestige', as well as a half-cylinder for temporary use on site.

### GLASSES

- All 37 mm thick glass on Torterolo&Re price list are available. See Technical Schedule ST337.

### COATINGS

- As well as the entire range of standard Torterolo & Re panels, individually designed panels are often specified to ensure that customers' requirements are met. The range of panels includes solid or machined, plain engineered wood finishes and aluminium - the possibilities are endless.
- Removable internal panel keepers.
- Brown external panel keeper surrounds (door edges); other finishes available on request.

### VARIETY AND FLEXIBILITY

- Options include overhead fanlights with either solid or glazed panels (the glazing can be decorative) - including arched fanlights; access control: an electronic strike to provide for controlled remote access; external opener; with fixed side and overhead panels (glazed or solid) for secure entrances.

### PERFORMANCE TABLE\*

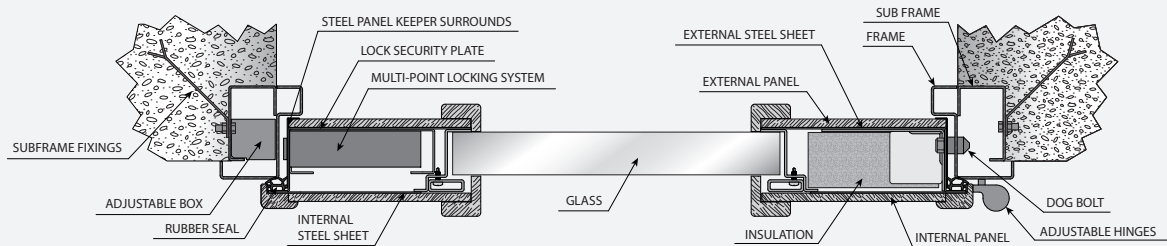
	Burglar Resistance	Thermal Insulation [W/m <sup>2</sup> K]	Acoustic Insulation R <sub>w</sub> [dB]	Water Tightness	Air Tightness	Wind resistance
<b>SINGLE DOOR</b>	class 3	from 2,1 to 1,6 2,2 with aluminium external panel	from 38 to 40	n.p.d. class 0A with performance kit	class 1 class 2 with performance kit	class C3 class C4 with performance kit
<b>DOUBLE DOOR</b>	n.p.d.	from 2,3 to 1,7 2,4 with aluminium external panel	from 30 to 32	n.p.d. class 0A with performance kit	class 1 class 2 with performance kit	class C3 class C4 with performance kit

n.p.d.: no performance declared. Figures in the table are valid only for the Strong Plus glass. For other types of glass please inquire for feasibility and their values.

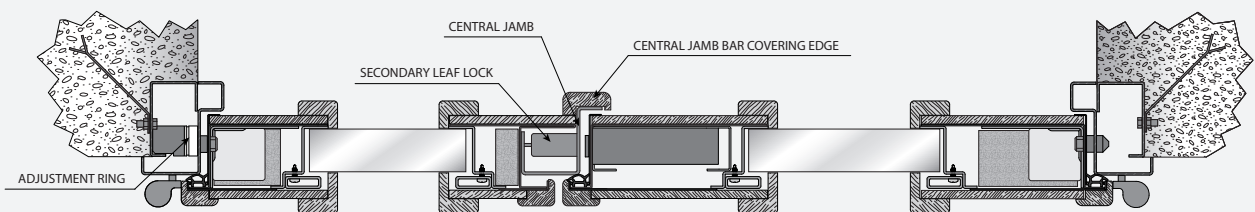
Thermal transmission values given refer to doors covered with plain wooden panels 7mm thick and vary depending on the finishes and options required.

\*Torterolo&Re ensures that the production of all door sets complies with its engineering designs and prototypes that have been proved in its engineering laboratories. Values outlined in the table can only be guaranteed if door sets are supplied complete and fully assembled by Torterolo & Re. Detailed specifications of products are outlined within the "Tabella Limiti" and doors must be installed and adjusted in line with the manufacturer's instructions. Changes to door sets that are undertaken locally following installation may invalidate performance criteria.

### SINGLE DOOR



### DOUBLE DOOR



### STANDARD DIMENSIONS Net opening [cm]

	SINGLE DOOR			DOUBLE DOOR		
H	209	209	209	209	209	209
W	79,5	84,5	89,5	120 (79,5+40,5)	125 (84,5+40,5)	130 (89,5+40,5)

Available in standard and customised sizes, single or double doors. For doors with a vertical net opening below 195 cm, the top locking bolt is vertical. Minimum dimensions for secondary leaf - net width of 40 cm.