



Je-Trae Doors
High Security Entrance Doors



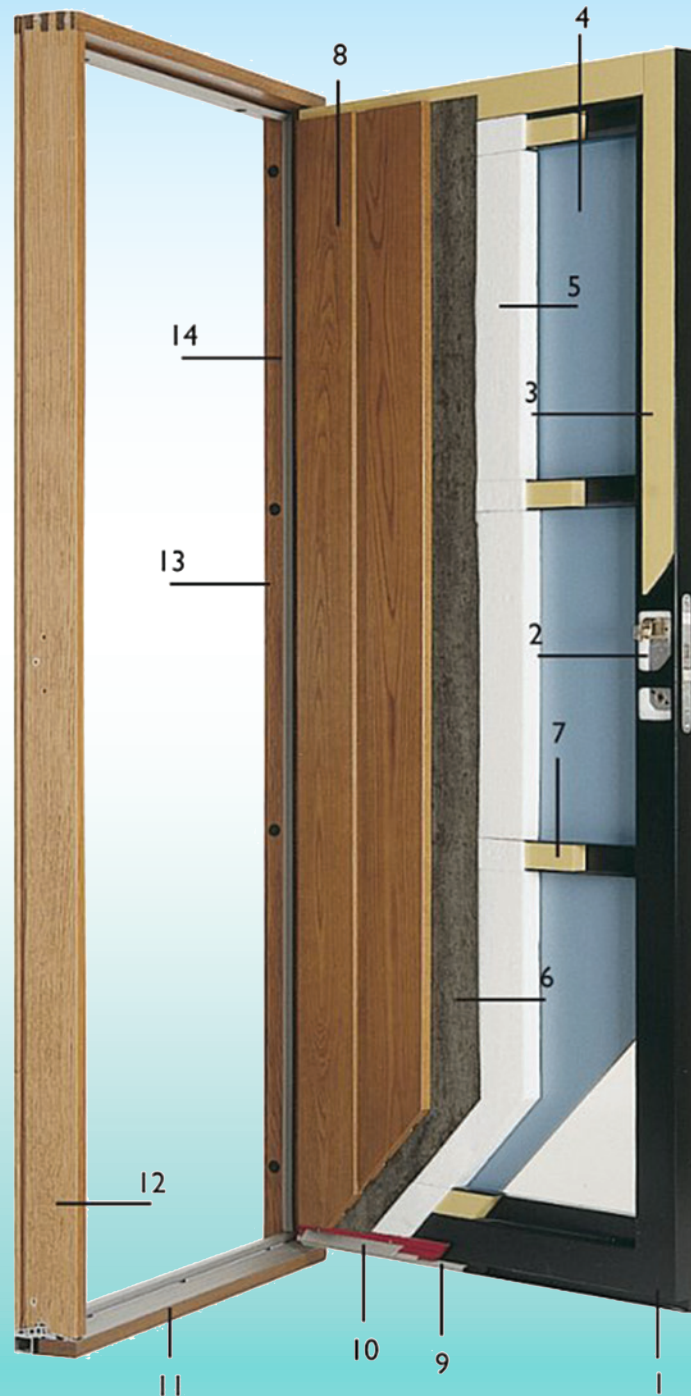
Je-Trae

High Security Entrance Doors

The Je-Trae Door is constructed around a steel ladder frame, providing ultimate strength, stability and complete durability.

The steel core prevents any twisting or bowing, as often occurs with other systems, and as such a **15 Year anti-twist guarantee** is provided. All other mechanical aspects of the door are guaranteed for 5 years.

Construction



- | | |
|----------------------------|----------------------------|
| 1. Steel Profile Frame | 8. Front Panel |
| 2. Lock Housing / Cylinder | 9. Thershold Seal |
| 3. Thermal Barrier | 10. Aluminium Weatherstrip |
| 4. Back Panel | 11. Wood / Alu Threshold |
| 5. Insulation | 12. Solid Oak Frame |
| 6. Tar Paper | 13. Adjustable Rebates |
| 7. Cross-member | 14. Sealing Strip |

Je-Trae

High Security Entrance Doors

Locks


The Steel core to the product not only enhances the stability of the door but provides the ultimate in security. The Assa Ruko lockcase is laser cut and embedded within the steel profile itself and is complete concealed by the frame profiles against attempted burglary.

This combination means that only a single point lock is required, rather than the more complicated multi-point systems on the market. This also allows the use of a whole range of options such as code lock devices, electric strike plates that can be connected to biometric devices such as finger print scanners, or controlled access zones etc.

The single point lock in NO way affects the security of the door, which has currently surpassed the highest security standards in Denmark.




Hinges



Hinges are welded and painted with the steel sub-frame of the doors

When the doors are installed, the hinges connected to the outer frame **MUST** be secured directly into the structure to a: Assist in carrying the weight of the door and b: to bring the security of the system up to the highest standard.




Timber Options



Oak



Mahogany



Teak

Available in a variety of stain finishes. Painted alternatives are available.

Looking for some technical support?

If you need help choosing your profile, window / door type, glazing options or you just want some general information then please do not hesitate to contact our customer support team who are always on hand to offer you expert advice.

Customer Support 01777 874510



Plank



Kvadrat



Multiline



Omega



Admiral



Empire



Alpha

This is not an exhaustive list of combinations & designs - various glazing options, including side & top lights are available. Please contact us for further guidance.

Olsen Doors and Windows

Unit 25, British Fields, Ollerton Road, Tuxford, Newark, Nottinghamshire, NG22 0PQ

T. 01777 874510 F. 01777 874519
enquiries@olsenuk.com www.olsenuk.com