

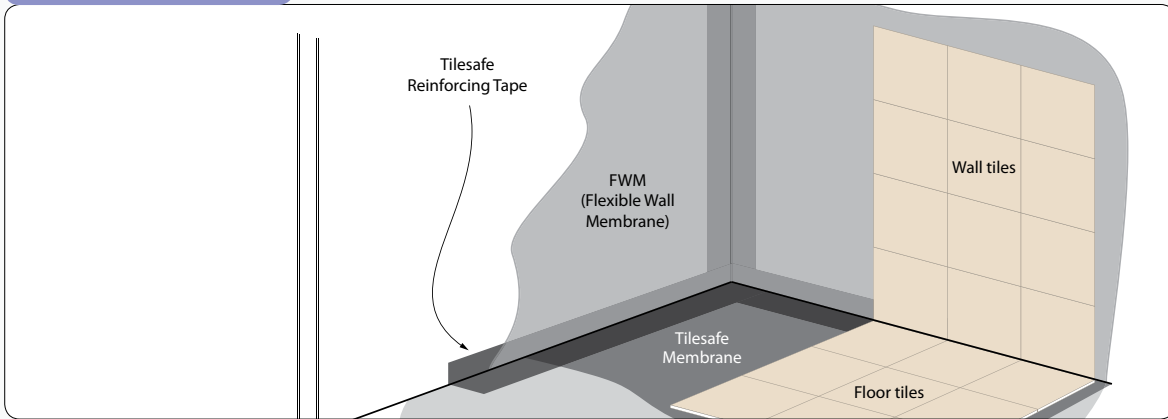
SECTION 4.3 RIW FWM



PRODUCT SPECIFICATION GUIDE

4.3 RIW FWM

PRODUCT DETAIL




RIW FWM - Flexible Wall Membrane is a flexible coating for waterproofing wall surfaces prior to the application of ceramic tiles and natural stone in wetroom and other critical areas.

KEY FEATURES

- Lifetime guarantee
- Solvent-free
- Quick and easy to apply
- Compatible with Tilesafe and Screedsafe
- Suitable for use on all commonly encountered substrates



PRODUCT DETAILS

IMAGE	DESCRIPTION	PRODUCT REF
	FWM - Flexible Wall Membrane 8kg Tub	FWM-8

IN DETAIL

FWM is a ready-to-use, pale blue, solvent-free, soft paste which bonds perfectly to adhesives used for fixing ceramic tiles and natural stone.

It may be used on all commonly encountered wall substrates including plasterboard, gypsum or cementitious render, lightweight cement block and marine plywood.

FWM should be applied using a brush or short pile roller to give a continuous thin layer of product at least 1mm thick.

Junctions between wall and floor and all corners should be reinforced with Reinforcing Tape.

Allow 24 hours before tiling. Should a second coat be necessary, allow to dry for 2 hours between coats.

Specification M40 – Stone/Concrete/Quarry/Ceramic Tiling/Mosaic.

Pack Size: 8kg

Colour: Pale blue

Coverage: 1kg per m² /coat
8m² per 8kg pack – based on 1 coat

FWM PERFORMANCE & COMPOSITION

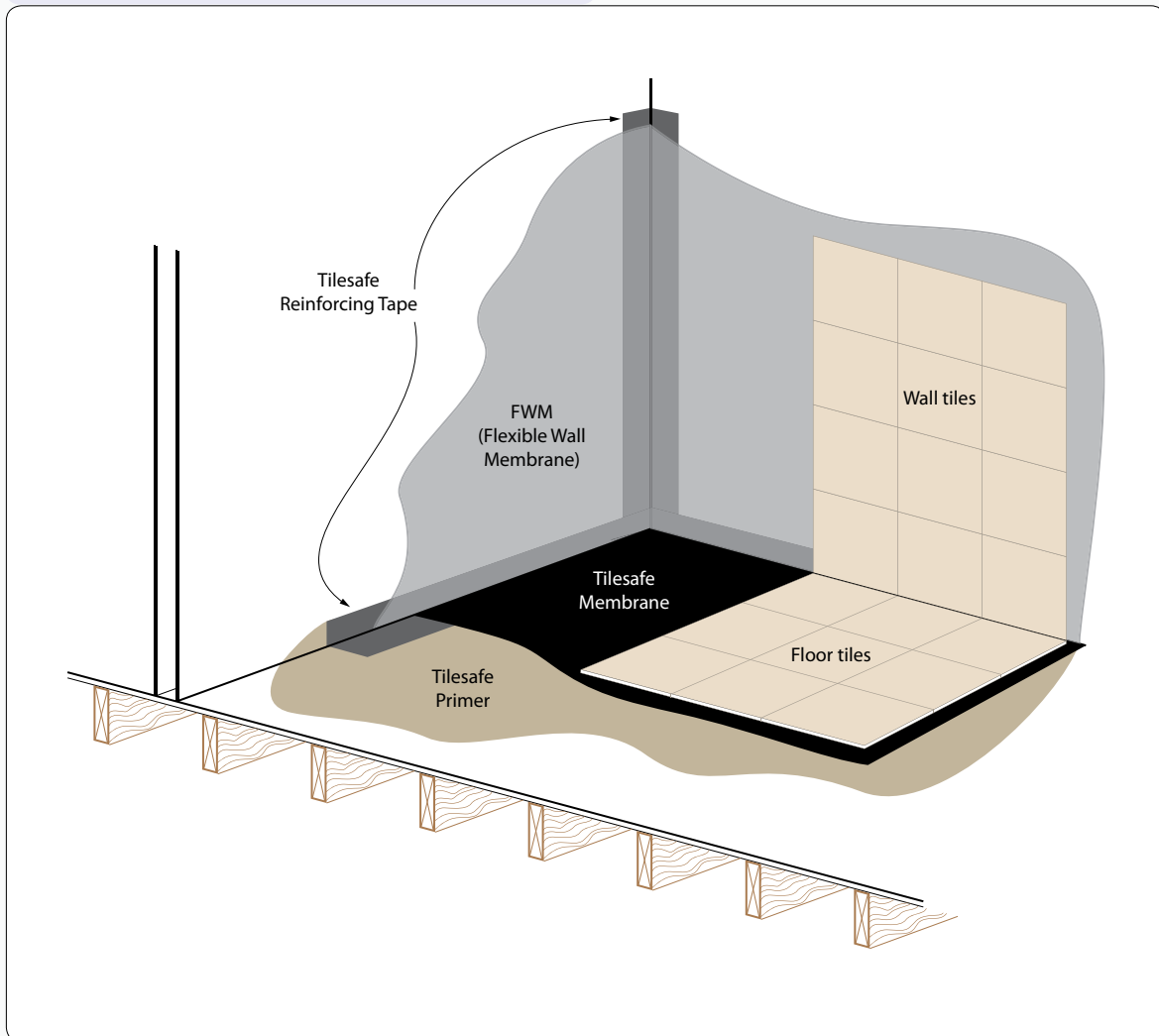
Paste density	1kg per m ²
Application temperature	Between 5°C and 30°C
Service conditions	-20°C to +50°C
Coat drying time	2 hours touch dry
Before tiling	24 hours*
Contact with water	7 days

*Note: All times refer to site conditions of 20°C. These times will be increased at lower temperatures and reduced at elevated temperatures. The above performance figures are typical values and should not be considered a product specification.

Full technical data sheet available on request from our technical department 0844 327 6002.

4.3 RIW FWM

FWM IN TYPICAL WETROOM CONSTRUCTION



For timber floors we recommend that the Tilesafe membrane is applied to the entire wetroom floor.

For solid floors we recommend that the Tilesafe membrane is applied to the shower area plus an additional one metre in either direction.

FWM should then be applied to the walls of the shower area plus an additional 300mm and overlapped onto the Tilesafe Reinforcing Tape.

TECHNICAL SUPPORT

For technical assistance please contact our experienced technical department who will be happy to assist in the following;

- Project design
- Product specification
- CAD drawings
- Method statements

TECHNICAL SEMINARS

We are able to provide CPD based seminars designed to provide guidance on key wetroom design considerations such as;

- Design and layout
- Drainage
- Waterproofing
- Flow rates

For further information please contact our technical department.

TECHNICAL ADVICE

Our team of technical advisors are able to visit you to provide a professional advisory service and assist with project design and specification.

We are also able to attend site to provide technical support and assistance.

TECHNICAL ENQUIRIES

TEL: 0844 327 6002

Fax: 01256 765100

technical@ccl-wetrooms.co.uk

www.ccl-wetrooms.co.uk

CCL Specialist Supplies Ltd

Lodge Farm
Hook Road
North Wamborough
Hook
RG29 1HA



INSTALLATION

With over 30 years experience in the waterproofing industry, our involvement in a project from conception to completion ensures that quality is never compromised.

Our services include;

- Design and installation
- 10 Year Insured Installation guarantee
- On-site training

INSTALLATION ENQUIRIES

TEL: 0845 045 6001

Fax: 01256 765100

enquiries@wetroomsuk.co.uk

www.wetroomsuk.co.uk

Wetrooms UK Ltd

Lodge Farm, Hook Road
North Wamborough
Hook
RG29 1HA



part of
the CCL
group



PEACE OF MIND
GUARANTEED