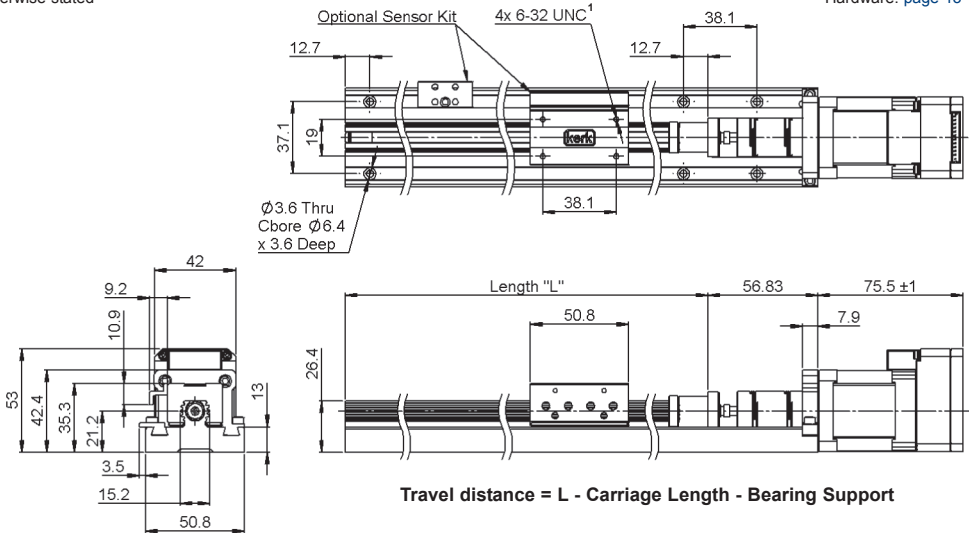




All dimensions in mm unless otherwise stated

Associated Products
Hardware: page 13-1



Length Tolerances	
$< L4$	± 0.1
$4 < L \leq 16$	± 0.15
$16 < L \leq 63$	± 0.2
$63 < L \leq 250$	± 0.3

Part number selection table

Example Part No. RCMS17L-M04-C-1-18							
Basic Part Number	Screw Lead mm (Inch)	Motor Interface ²	No. Carriages ³	Linear Resolution (Default) mm	Max Drag Torque Nm	Standard Guide Lengths "L" Inch	
RCMS17L-M02	2.0	C (Computer) P (Pulse)	1	0.002	0.03	12 18	
RCMS17L-M04	4.0			0.004	0.04	12 18	
RCMS17L-M012	12.0			0.012	0.04	12 24	
RCMS17L-M25	25.0		2	0.025	0.05	18 24	
RCMS17L-0100	(0.100)			3	0.00254	0.03	10 12 15 18 24
RCMS17L-0200	(0.200)				0.00508	0.04	10 12 15 18 24
RCMS17L-0500	(0.500)		0.0127		0.04	12 15 18 24	
RCMS17L-1000	(1.000)			0.0254	0.05	12 18 24 36	

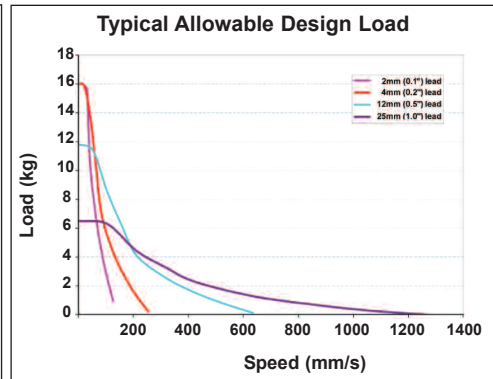
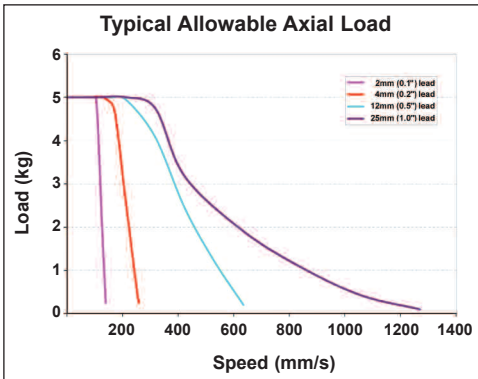
¹ Metric mounting configuration available, please enquire
² For explanation of -C and -P type interfaces, see pages 2-2 and T2-2
³ Carriage information:
 1 = 1 driven carriage
 2 = 1 driven and 1 passive carriage
 3 = 1 driven and 2 passive carriages

Intelligent Motors



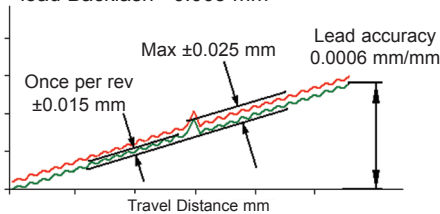
Technical specification

Basic Part Number	Life @ ¼ Design Load mm	Torque to Move Carriage Design Load Nm/kg	Carriage Design Load kg	Max Linear Speed mm/sec	Axial Load kg	Screw Inertia kgm ² /m	Carriage Roll Angle Deg.
RCMS17L-M02	254x10 ⁶	0.016	16	127	5	4.2x10 ⁻⁶	1
RCMS17L-M04		0.023		254			
RCMS17L-M12		0.039		635			
RCMS17L-M25		0.070		1270			
RCMS17L-0100		0.016		127			
RCMS17L-0200		0.023		254			
RCMS17L-0500		0.039		635			
RCMS17L-1000		0.070		1270			



Typical RCMS Accuracy Graph

Based on 0.500 inch lead with a 3 kg load Backlash <0.003 mm



? Technical support

- Product overviews - see [page 2-19](#) and [2-2](#)
- Technical information - see [pages T2-1 to T2-8](#)

i Product options

- Special carriage, rail, screw or metric mounting configurations
- Higher accuracy leadscrew
- Left Hand (LH) or Left/Right (L/R) thread
- Metric leads and guide lengths
- Alternative guide lengths
- Sensor kits, add -S to the end of the part number e.g. **RCMS17L-M04-C-1-18-S**

Intelligent Motors