

# Quartz

Frameless glazed partitioning system






# Quartz

## Simply elegant performance

Minimalist framework. Panoramic daylight. Sophisticated ambiance. Quartz is a mullion free relocatable partition system that combines maximum transparency, flexibility and elegance with outstanding fire and acoustic performance.

Choose single or double glazing and fit with timber, glass or GDS double glazed doors to create your ideal office environment.



# Quartz

Single glazed



Single glazed Quartz incorporating veneered doors and overpanels



Quartz is perfect for hot desking requirements

Quartz single glazed frameless partitioning is a perfect choice where clean lines and an aesthetically pleasing design are essential. Set out using a two-part head and base channel, the system creates privacy yet offers the sense of an open office with its stylish frameless appearance.



Self closing hinge – a new alternative option for self closing door

# Quartz

Double glazed



*Double glazed Quartz demonstrating a bespoke design within a college*



*Double glazed Quartz with integral venetian blinds enabling maximum acoustic privacy*

The Quartz double glazed frameless system provides excellent acoustic performance up to 47Rw(dB). Like our single glazed system, it too creates a feeling of acoustic privacy while maintaining an unhindered visual of an open office.



*Double glazed channel and bead detail*





*Frameless Quartz  
with manifestation film*

Quartz comes in an unlimited number of options and colours to complement your design or corporate image. Frame profiles can be colour coordinated to your specification and automatic or manual venetian blinds can maximize privacy within the glass cavity. Quartz is both simple and quick to install to provide a simple, elegant partition solution.

# Quartz

Versatility



*Quartz glazed door options*



*Freestanding screen with single glazed Quartz channels,  
bespoke strong posts and glass connector brackets*

# Quartz

Technical Data

Quartz frameless glazing system is both stylish and simple. It is mullion free, with minimal tracks at head, base and abutments. Quartz enables a visually frameless optical with high levels of performance.

## STRUCTURE

### Partitions:

**Standard Heights:** 10mm glass to 2.7 metres and 12mm glass to 3 metres.

**Tracks:** Polyester powder coated aluminium to BS6063 specification.

**Corners:** Crystal clear PVC joint sections in a range of sizes and configurations are supplied to form 90° corners, 135° corners and 3 way junctions.

**Dimensions:** Single glazed is either 27mm or 32mm x 27mm. Double glazed is 100mm x 27mm. Single or double glazed 50mm deep deflection head and a new extra deep two part deflection head detail is now available.

**Glass:** 10mm to 19mm glass can be accommodated within Quartz.

**Joints:** Dry jointed with clear PETG material or silicon jointed for single glazed.

**Blinds:** Double glazed installations can include internal 25mm manual or automatic controlled tilt and turn venetian blinds.

## DOOR SETS

**Options:** Frameless glass, framed glass, timber, double glazed GDS or sliding doors complement the Quartz system.

**Solid doors:** Timber doors are 44mm solid core in a choice of veneers.

**Door frames:** Aluminium full height. Doors are mounted on to either hinges, pivots or sliding tracks.

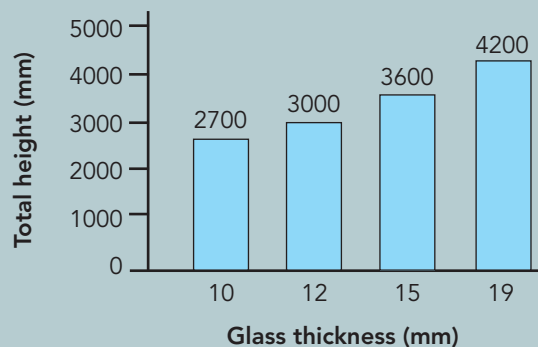
A range of ironmongery can be supplied with Quartz doors.

## FINISHES

All exposed aluminium sections are pre-finished with a polyester powder coating in a range of RAL colours.

## SIZE LIMITS

Quartz is designed for installation in areas up to 4.2 metres high.



## ASSEMBLY CHARACTERISTICS

Quartz tracks consist of a channel and bead, where the channel is fixed to the existing surface and the bead located into the channel. The glass is then installed, joined by a choice of junctions available and secured by a snap-in profile.

## PERFORMANCE

**Fire resistance:** Screens FR30/30 and glass doors FR30/0 to BS476 part 22.

**Sound reduction:** BS EN ISO 140; Rated weighting to BS EN ISO 717.

**Acoustics:** Single glazed 38Rw(dB) and double glazed 47Rw(dB).

**Structural:** BS5234, BS6180 and BS6399. Commercial office (BS medium duty).



Quartz is designed and manufactured by Apton Partitioning Limited in the UK.

# Quartz

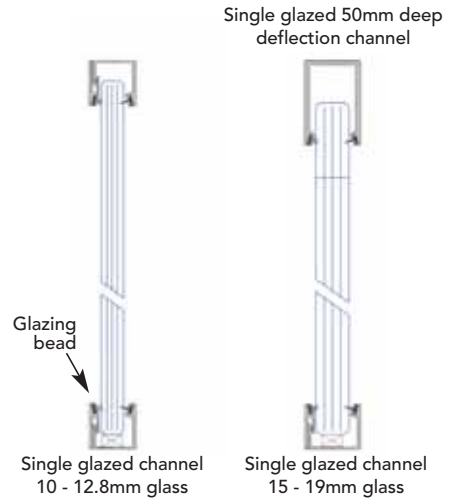
Sectional Drawings



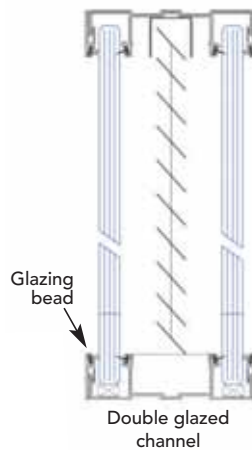
Single glazed channel



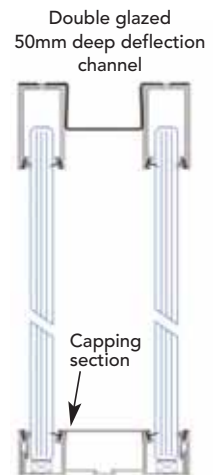
Single glazed 50mm deep deflection channel



Double glazed channel with integral venetian blinds




Double glazed channel



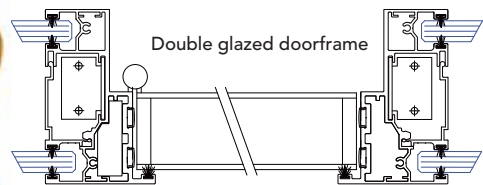
Double glazed 50mm deep deflection channel



Single glazed door frame



Double glazed door frame



Double glazed doorframe



Single glazed doorframe

FR30/30



**Romstor Ltd**

Unit 22 West Station Industrial Estate  
Spital Road  
Maldon  
Essex  
CM9 6TS

tel: 01621 855 600  
freephone: 0800 328 4908  
sales@romstor.co.uk  
www.romstor.co.uk

**Quartz**

Frameless glazed partitioning system