




**DD
EERING**



EasyClick




EasyClick is a new generation of heat sinks developed to shorten the assembling time.
With the new EasyClick, in PCB applications, the electronic devices (TO 220, TO 247, etc) can be easily fixed on the heat sink by means of rapid clutch steel clips.



04	EasyClick
06	Mounting Procedure
10	EasyClick Profiles
13	Profiles Table
14	Clips Table
15	Profiles Clips Matching Table



EasyClick





Easy Click is a new generation of heat sinks conceived by our Research & Development Dept. together with some of our major customers.

This product range, developed for PCB, allows the shortening of the assembling time by means of rapid clutch steel clips.

The advantages of this system are the following:

- no screws, rivets or other mechanical pieces are necessary for the assembly
- more safety for mechanical mating: clips seats spring up with light pressure exerted on the spring itself
- more flexibility: various clips are available for different clamping forces (3,5 and 8 kg)
- lower costs thanks to the optimum clips and profile groove fitting
- lower stress on components: clamping forces are gauged and perpendicular to the components centre.



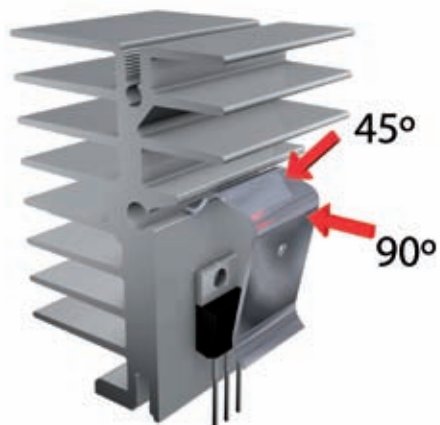





Mounting Procedure




1. Positioning



2. Mounting Direction




3. Coupling






4. Component Unlock

F: Clamping Force



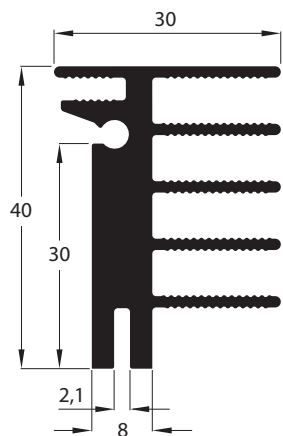
EasyClick Profiles





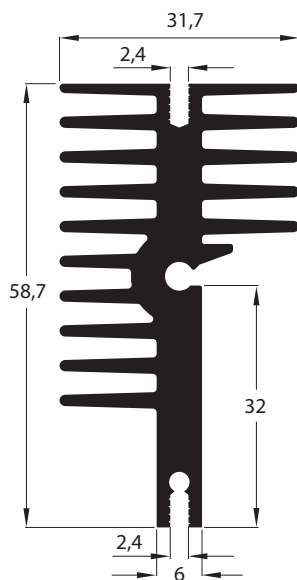
8665

1.130 kg/m



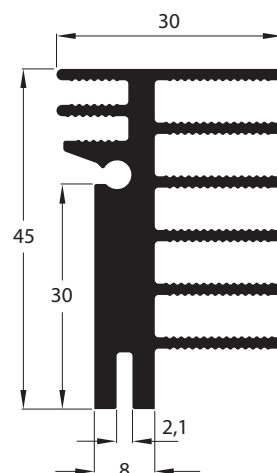
8671

1.810 kg/m



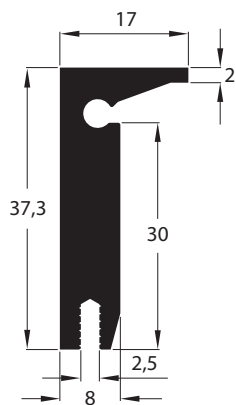
8674

1.287 kg/m



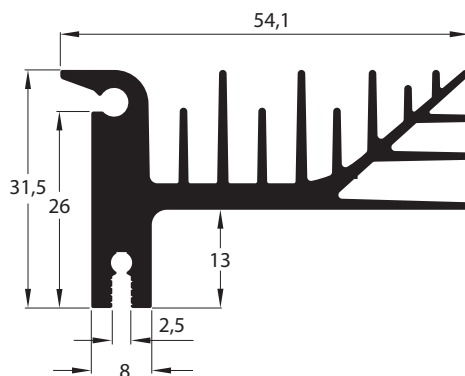
8691

0.785 kg/m



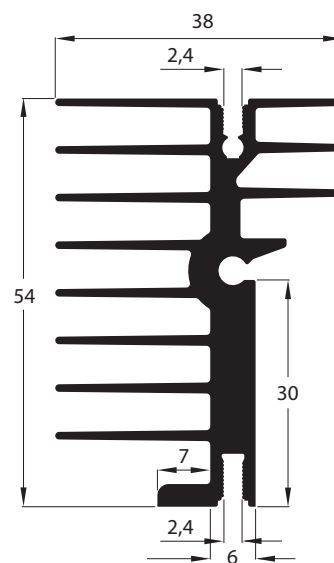
8692

1.277 kg/m



8693

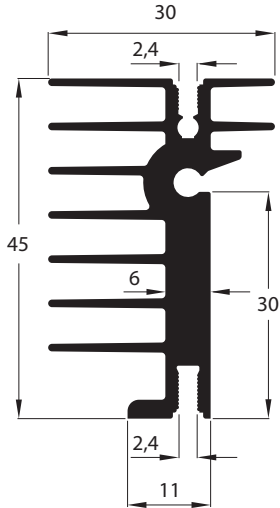
1.448 kg/m



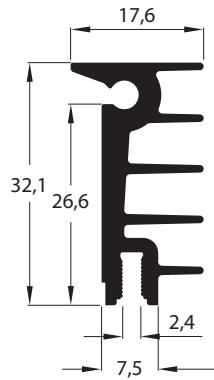
Drawings scale 1:1

Dimensions are subject to extrusion tolerances EN 755 - 9 (Aluminium and aluminium alloys)

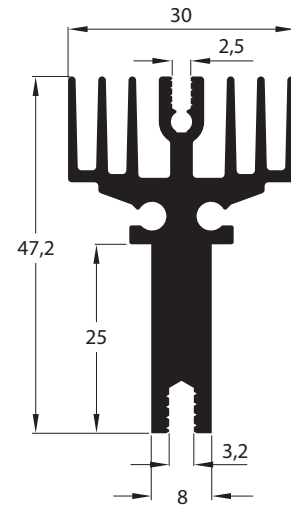
8694
1.070 kg/m



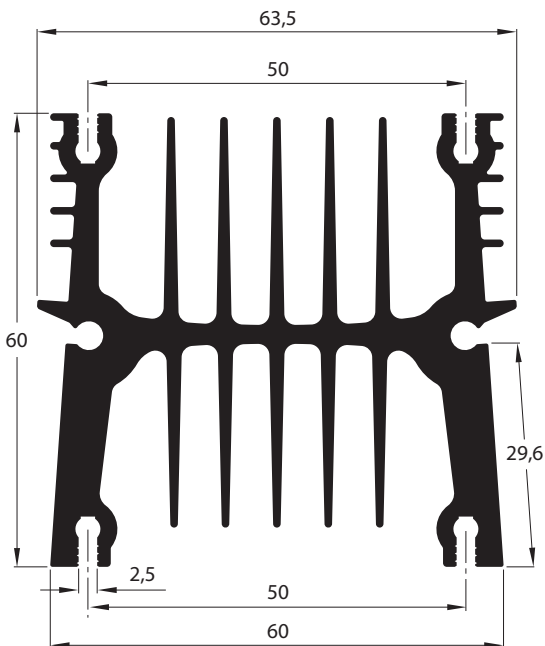
8695
0.529 kg/m



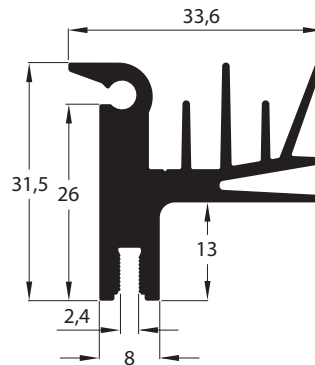
8701
1.219 kg/m



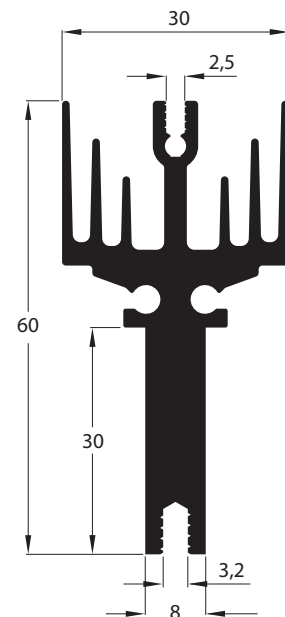
8702
3.279 kg/m



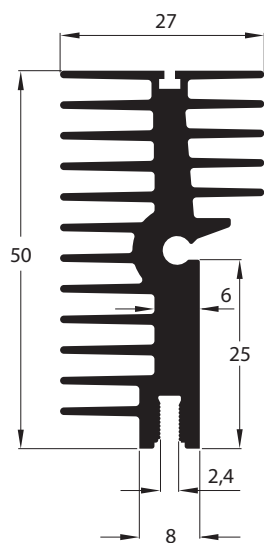
8703
0.897 kg/m



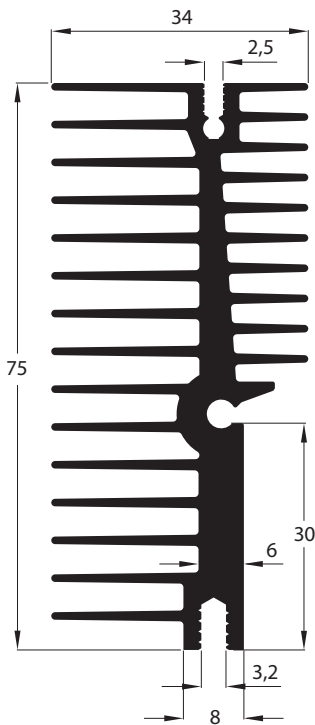
8705
1.532 Kg/m



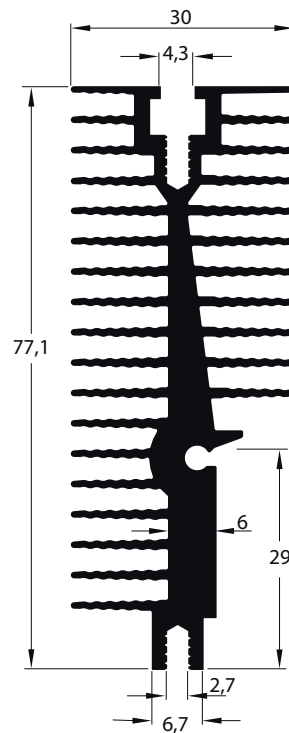
8706
1.375 kg/m



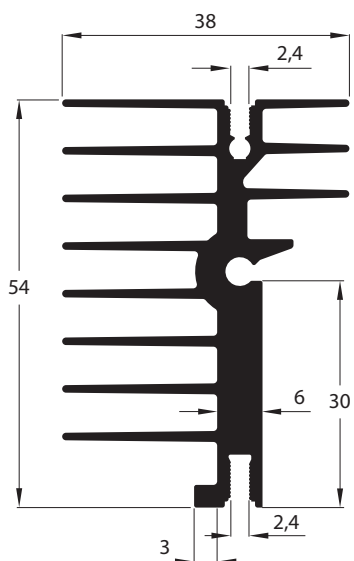
8707
2.309 kg/m



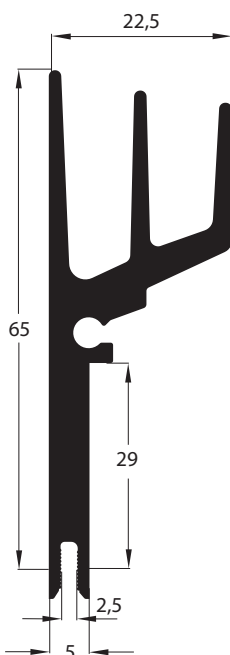
8710
2.900 kg/m



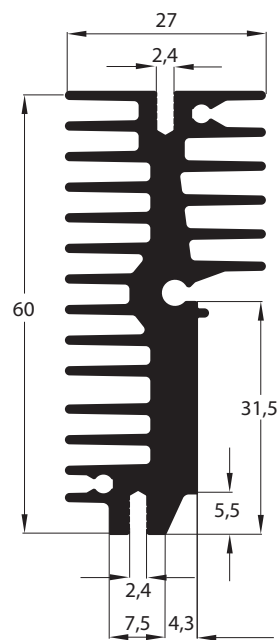
8712
1.417 kg/m



8728
1.053 kg/m



8729
1.663 kg/m



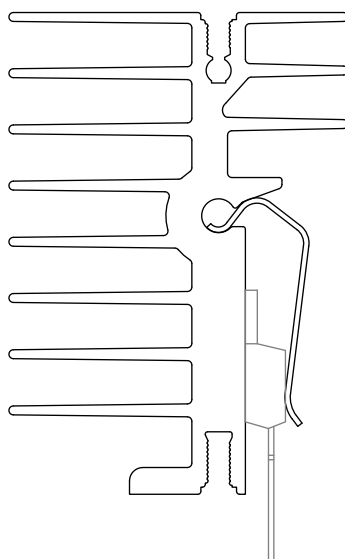
Drawings scale 1:1

Dimensions are subject to extrusion tolerances EN 755 - 9 (Aluminium and aluminium alloys)

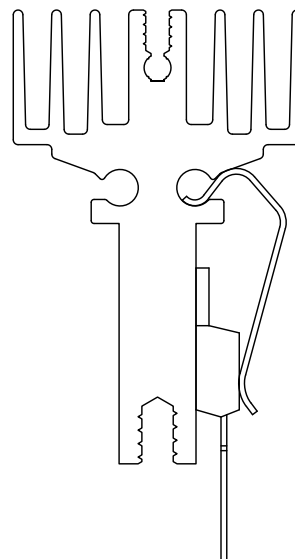
Profile	Weight	Type	Rth@L=100mm
	kg/m		°C/W
8665	1.130	A	5.5
8671	1.810	A	5.3
8674	1.287	A	5.0
8691	0.785	A	10.3
8692	1.277	A	5.4
8693	1.448	A	3.5
8694	1.070	A	5.3
8695	0.529	A	8.6
8701	1.219	B	6.4
8702	3.279	A	2.0
8703	0.897	A	7.7
8705	1.532	B	5.2
8706	1.375	A	5.6
8707	2.309	A	3.2
8710	2.900	A	2.9
8712	1.417	A	3.5
8728	1.053	B	5.9
8729	1.663	A	5.4

Rth values are referred to a temperature difference of 45°C between heatsink and room temperature. These values have been calculated on a raw profile placed in vertical position.

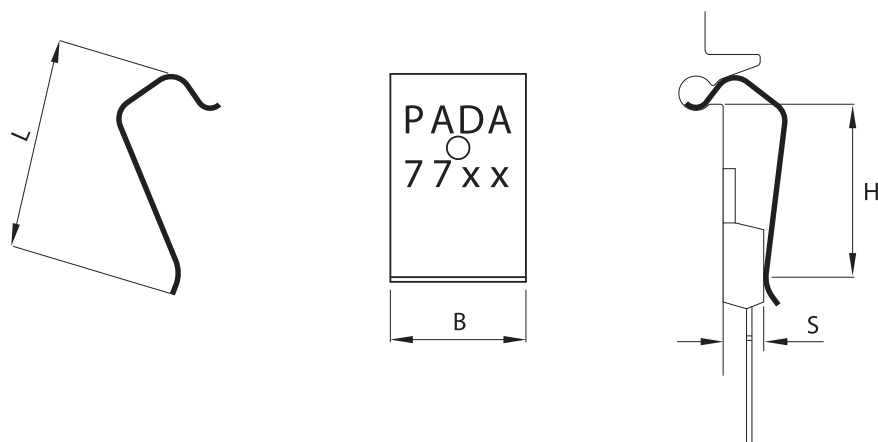
Hooking System:



TYPE "A"




TYPE "B"



Type	Nominal F	L	B	H	Type A	Type B
	kg	mm	mm	mm		
7700	5	24	15	19	X	
7701	3	24	15	19	X	
7702	5	20	15	15	X	
7703	3	20	15	15	X	
7704	3	20	8	15	X	
7705	3	24	10	19	X	
7706	5	20	10	15	X	
7707	5	24	10	19	X	
7708	3	24	15	17		X
7709	3	29	15	22		X
7710	5	24	15	17		X
7711	5	29	15	22		X
7714	8	20	14	15	X	
7715	8	24	15	19	X	
7716	3	24	10	17		X
7717	5	24	10	17		X





Profiles Clips Matching Table



Profiles clips matching table

Profile	Component Thickness mm	7700	7701	7702	7703	7704	7705	7706	7707
8665	4	35	25	35	25	25	25	35	35
	4.5	45	30	45	30	30	30	45	45
	5	55	35	55	35	35	35	55	55
8671	4	35	25	35	25	25	25	35	35
	4.5	45	30	45	30	30	30	45	45
	5	55	35	55	35	35	35	55	55
8674	4	35	25	35	25	25	25	35	35
	4.5	45	30	45	30	30	30	45	45
	5	55	35	55	35	35	35	55	55
8691	4	35	25	35	25	25	25	35	35
	4.5	45	30	45	30	30	30	45	45
	5	55	35	55	35	35	35	55	55
8692	4	35	25	35	25	25	25	35	35
	4.5	45	30	45	30	30	30	45	45
	5	55	35	55	35	35	35	55	55
8693	4	35	25	35	25	25	25	35	35
	4.5	45	30	45	30	30	30	45	45
	5	55	35	55	35	35	35	55	55
8694	4	35	25	35	25	25	25	35	35
	4.5	45	30	45	30	30	30	45	45
	5	55	35	55	35	35	35	55	55
8695	4	35	25	35	25	25	25	35	35
	4.5	45	30	45	30	30	30	45	45
	5	55	35	55	35	35	35	55	55
8701	4								
	4.5								
	5								
8702	4	35	25	35	25	25	25	25	35
	4.5	45	30	45	30	30	30	30	45
	5	55	35	55	35	35	35	35	55
8703	4	35	25	35	25	25	25	25	35
	4.5	45	30	45	30	30	30	30	45
	5	55	35	55	35	35	35	35	55
8705	4								
	4.5								
	5								
8706	4	35	25	35	25	25	25	25	35
	4.5	45	30	45	30	30	30	30	45
	5	55	35	55	35	35	35	35	55
8707	4	35	25	35	25	25	25	25	35
	4.5	45	30	45	30	30	30	30	45
	5	55	35	55	35	35	35	35	55
8710	4	35	25	35	25	25	25	25	35
	4.5	45	30	45	30	30	30	30	45
	5	55	35	55	35	35	35	35	55
8712	4	35	25	35	25	25	25	25	35
	4.5	45	30	45	30	30	30	30	45
	5	55	35	55	35	35	35	35	55
8728	4								
	4.5								
	5								
8729	4	35	25	35	25	25	25	25	35
	4.5	45	30	45	30	30	30	30	45
	5	55	35	55	35	35	35	35	55

Force Applied on the Component (N) as a function of Component Thickness and Clip Type

7708	7709	7710	7711	7714	7715	7716	7717
				70	70		
				80	80		
				90	90		
				70	70		
				80	80		
				90	90		
				70	70		
				80	80		
				90	90		
				70	70		
				80	80		
				90	90		
				70	70		
				80	80		
				90	90		
				70	70		
				80	80		
				90	90		
				70	70		
				80	80		
				90	90		
25	25	35	35			25	35
30	30	45	45			30	45
35	35	55	55			35	55
				70	70		
				80	80		
				90	90		
				70	70		
				80	80		
				90	90		
25	25	35	35			25	35
30	30	45	45			30	45
35	35	55	55			35	55
				70	70		
				80	80		
				90	90		
				70	70		
				80	80		
				90	90		
				70	70		
				80	80		
				90	90		
				70	70		
				80	80		
				90	90		
25	25	35	35			25	35
30	30	45	45			30	45
35	35	55	55			35	55
				70	70		
				80	80		
				90	90		



Notes



Notes

pada
EASYCLICK



PADA ENGINEERING S.r.l.

Via G.B. Pirelli 11
I - 61030 Saltara (PU) - Italy

Tel. +39 0721 899555
Fax +39 0721 897064

Email: pada@pada.it
Web: www.pada.it