

Verderair VA-P15





VA-P15

VERDERAIR

| Technical data VA-P15 | | | |
|---------------------------------|-----------|----------------------|-------------|
| Nominal port size | Code No.6 | TN | 1/2" NPT[f] |
| | | FD | DN15 |
| | | FA | 1/2" |
| | | FJ | 1/2" |
| Air inlet | | | R 1/8" |
| Weight [kg] | | VA-P15EE | 6,9 |
| | | VA-P15GG | 6,5 |
| | | VA-P15TT | 15,4 |
| | | VA-P15UU | 14,5 |
| Max. operation pressure [Bar] | | | 7 |
| Max. operating temperature [°C] | | VA-P15EE or VA-P15GG | 70 |
| | | VA-P15TT or VA-P15UU | 120 |
| Max. size pumpable solids [mm] | Code No.3 | EP or TF or SS | 4 |
| | | CV | / |
| Max. Suction lift dry [mWc] | Code No.3 | EP or TF or SS | 2 |
| | | CV | 3 |
| Max. Suction lift wet [mWc] | Code No.3 | EP or TF or SS | 9,5 |
| | | CV | 9,5 |

CODE VA-P15 No.1 No.2 No.3 No.4 No.5 No.6

No.1 Housing & Center Section/ No.2 Valve seat

- EE EE = Polyethylene (PE UHMW)
-  GG GG = Conductive Polyethylene (PE UHMW)
- TT TT = PTFE
-  UU UU = Conductive PTFE

No.3 Valve balls

- EP = EPDM
- TF = PTFE
- SS = SS 316
- CV = Cylinder Valve

No.4 Diaphragms

- EO = EPDM Overmolded
- TO = PTFE Overmolded

No.5 Fluid connections

- TN = NPT Threaded female
- FD = Flanged DIN
- FA = Flanged Ansi
- FJ = Flanged JIS

No.6 Options

- OO = Standard, no option
- RE = Remote
- PD = Ready for Pulsation Dampener
- VS = Vertical Suction
- BS = Barrier system with Sensors only
- LS = Leak detection, Sensor only
- SS = Stroke Sensor
- DM = Draining Manual
- DP = Draining Pneumatical
- AP = ANSI Prepared

 II 2GD c II B Tx

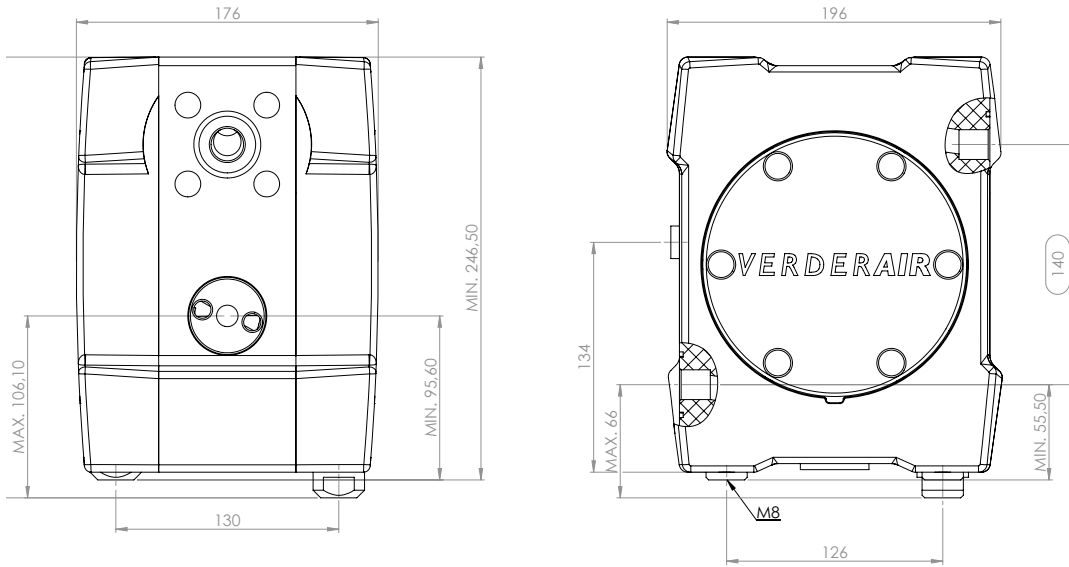
EXAMPLE PUMP TYPE

EXAMPLE : VA-P15EE EE TF TO TN OO



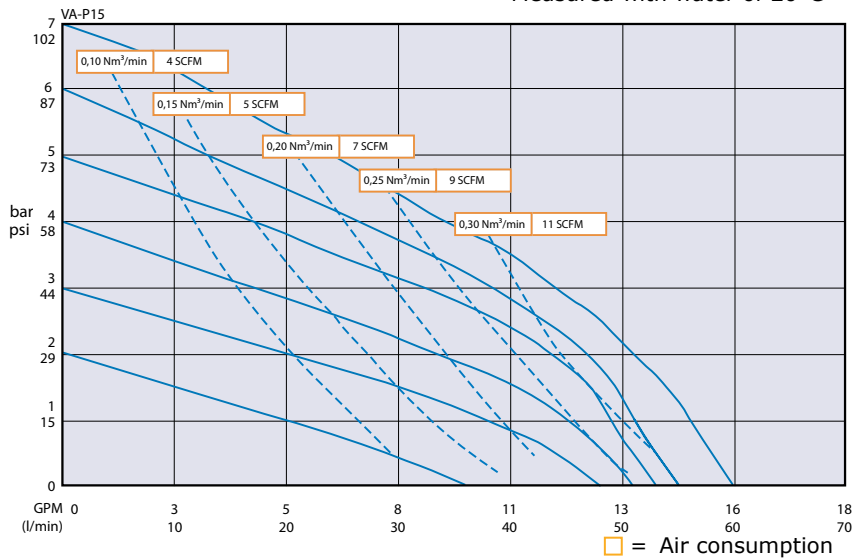
Verderair VA-P15

VA-P15



Dimensions in millimeters

Measured with water of 20°C



Find your local supplier at www.verderair.com