

Verderair VA 25 non-metallic



VA25P with centre flange

VERDERAIR

Technical data		
Weight [kg]	Polypropylene and conductive Polypropylene	8,2
	PVDF	11,8
Suction lift [mwc]	Dry	4,9
	Wet	8,8
Temperature [°C]	Polypropylene and conductive Polypropylene	4-66°
	PVDF	40
		4-66° *
Max. particle size [mm]		3,2

* upto 104°C with 2 piece PTFE diaphragms

CODE VA25 NO.1 NO.2 NO.3 NO.4 NO.5 NO.6 NO.7 NO.8

no.1 Pump Material

⚠ C = Conductive Polypropylene
P = Polypropylene
F = PVDF

no.2 Centre section / Air valve

C01 = Conductive Polypropylene
P01 = Polypropylene

no.3 Air valve monitoring

A = Standard
B = Pulse Count
D = Remote

no.4 Fluid covers & manifolds

C1 = Conductive PP, centre flange
C2 = Conductive PP, end flange
F1 = PVDF, centre flange
F2 = PVDF, end flange
P1 = Polypropylene, centre flange
P2 = Polypropylene, end flange

n°5 Check valve seats

AC = Acetal
AL = Aluminium
BN = Buna-N
FK = FKM Fluorelastomer (FKM)
GE = Geolast
PP = Polypropylene
PV = PVDF
SP = Santoprene
SS = Stainless Steel 316
TP = TPE (Hytrel)

no.6 Check valve balls

AC = Acetal
BN = Buna-N
CR = Polychloroprene standard (Neoprene)
CW = Polychloroprene weighted (Neoprene)
FK = FKM Fluorelastomer (FKM)
GE = Geolast
PT = PTFE
SP = Santoprene
SS = Stainless Steel 316
TP = TPE (Hytrel)

no.7 Diaphragms

BN = Buna-N
CO = Polychloroprene overmolded (Neoprene)
FK = FKM Fluorelastomer (FKM)
GE = Geolast
PO = PTFE/EPDM overmolded
PT = PTFE/EPDM 2-pieces
TP = TPE (Hytrel)
SP = Santoprene

no.8 Manifold o-rings

- = none
PT = PTFE

EXAMPLE PUMP TYPE

VA25P PO1A P2 PP PT PO PT

NOTE not all combinations are available

⚠ II 2 GD c IIC T4

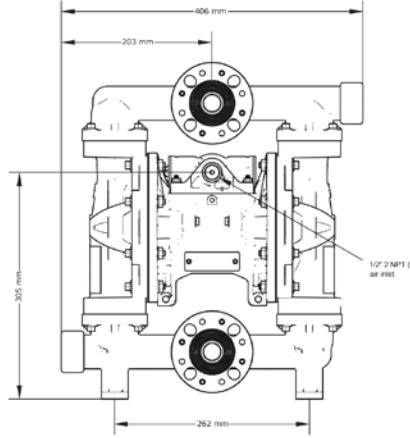
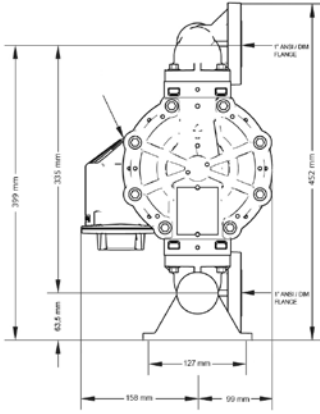


Verderair VA 25 non-metallic

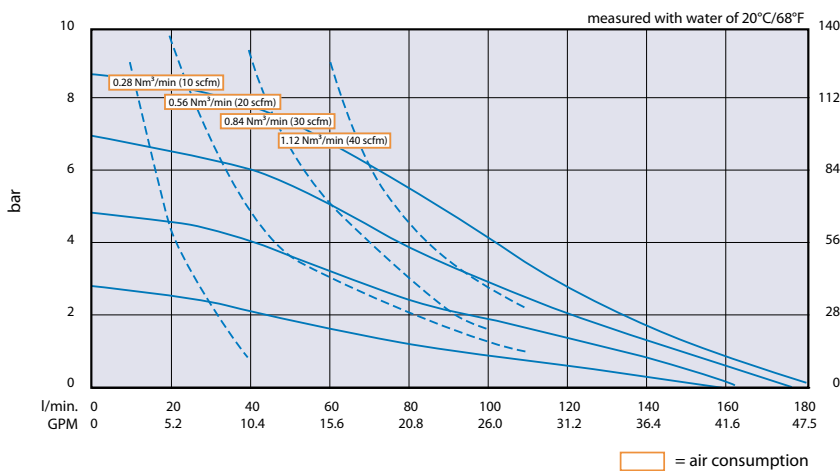
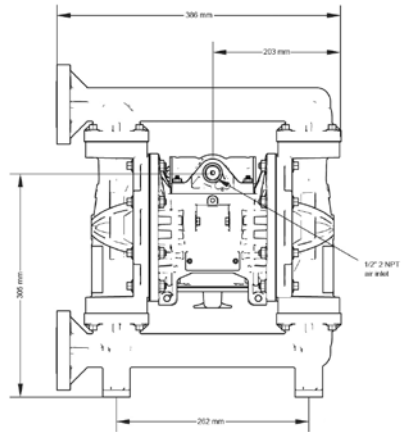
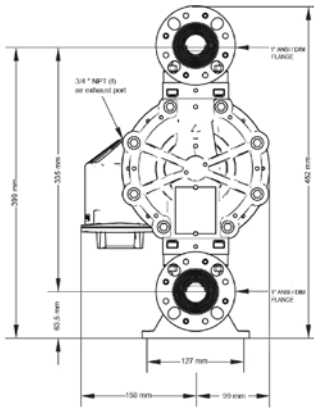


VA25P with centre flange

CENTRE FLANGE



END FLANGE



FLANGE DIMENSION IN MM

