

INDUSTRIAL CRANES

NUCLEAR CRANES

PORT CRANES

HEAVY-DUTY LIFT TRUCKS

SERVICE

MACHINE TOOL SERVICE

WIND TURBINE APPLICATIONS

KONECRANES[®]
Lifting Businesses[™]

wXN Electric Chain Hoist
FOR WIND TURBINE APPLICATIONS



wXN ELECTRIC CHAIN HOIST FOR WIND TURBINE APPLICATIONS

The wind power industry demands very strict operation requirements due to the unique environment in which the equipment must operate. The wXN Electric Chain Hoist addresses these requirements with its compact, cost-effective and versatile design. A complete solution from a leading supplier of wind turbine service hoists.

Standard Features

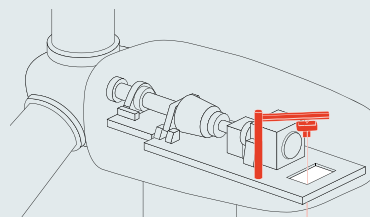
- > **Capacity:** from 125 to 1000 kg
- > **Hoist suspension:** upper hook, push/pull trolley and motorized trolley models
- > **Hoisting motor:** 2-speed hoisting motor with thermal protection
- > **Travelling motor:** stepless or 2-speed movement through integrated travelling inverter
- > **Electrics:** 3 phase power supply and reliable 48V low voltage control
- > **User-interface:** sturdy pendant and cable
- > **Overload protection:** friction-type torque limiter
- > **Stopping control:** hoist equipped with upper and lower limit switches
- > **Ingress protection rating:** IP55
- > **Load chain:** Zinc-coated, heat-treated, with high-tensile strength
- > **Chain bag:** soft bag from high quality fabric material
- > **A comprehensive range of options available to tailor your wXN hoist!**

Technical and Operational Benefits

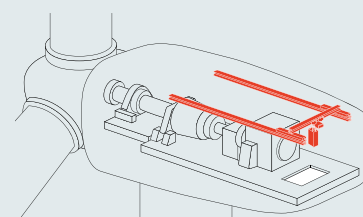
- > **Short lifting time:** very high hoisting speed shorten overall nacelle service time
- > **Compact size:** hoist body with excellent headroom and hook approach measures, designed for limited space inside nacelle
- > **Lightweight:** the hoist body is constructed from pressure-cast aluminum for optimal and critical weight reduction
- > **Long lifetime:** the high-precision heat-treated load wheels and lubricated gears ensure smooth lifting and long component lifetime. Motor heat is efficiently dissipated during long height of lift by ribbed hoist body design
- > **Trouble-free operation:** metal chain guide and chain bag are designed for optimal chain traveling despite long lifting height
- > **Easy maintenance:** hoist panel encloses all the electrical components providing easy access for maintenance.

LIFTING SOLUTIONS

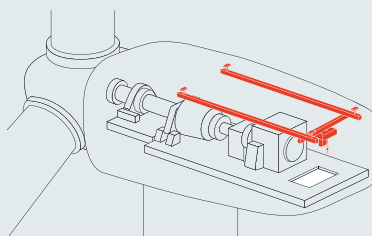
Konecranes can provide complete solutions with long experience for specific wind turbine requirements. WXN chain hoist can be designed and provided with for example:



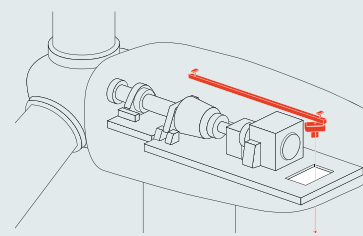
Jib crane



Overhead crane, with push/pull traveling, chain traveling or motorized traveling



Light crane system, with push/pull traveling or motorized traveling



Monorail, I-beam or hollow profile

Standard range

Hoist type	Capacity [kg]	Duty Class		Lifting speed (50Hz) [m/min]	Height of lift [m]
		ISO	Fem		
wXN05 1224 b1	125	M3	1 Bm	24 / 6	Up to 140 m
wXN05 1824 b1	180	M3	1 Bm	24 / 6	
wXN05 2516 b1	250	M3	1 Bm	16 / 4	
wXN10 2532 b1	250	M3	1 Bm	32 / 8	
wXN10 5016 b1	500	M3	1 Bm	16 / 4	
wXN10 8011 b1	800	M3	1 Bm	11 / 3	
wXN16 1016 b1	1000	M3	1 Bm	16 / 4	

Complete lifting solution with long experience, through Konecranes' worldwide service organization.