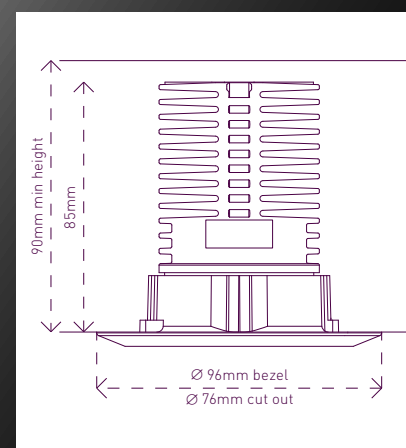


# L2 & L2+ Series



	L2	L2+	Actual achieved	
			L2	L2+
<b>Part L Domestic Compliance</b> (Oct.2010)				
>45 lm/w	✓	✓	62	72
>400 lm output	✓	✓	711	1002
>5w	✓	✓	11.4	14
<b>ECA Scheme</b>				
>60 luminaire lm/w	x	✓	56	64
<b>Part L Commercial Compliance</b> (Oct.2010)				
>55 luminaire lm/w	✓	✓	56	64

## L2 & L2+ Classic Fire



**Fire rated** 60 minutes

**Flood beam** 46°

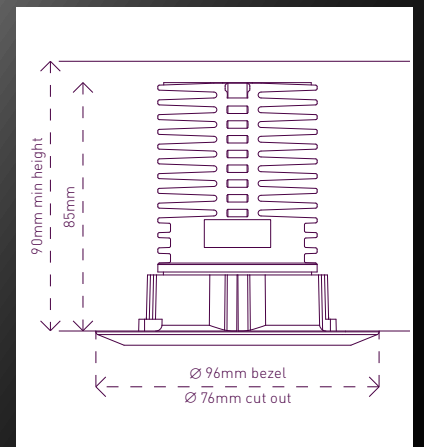
**Colour consistency** Tightest UK binning

**Warmth** 2700k and 2938k



High content of recycled metal used in each fitting

## L2 & L2+ Classic Fire Shower IP65



**Bathrooms & showers** IP65

**Fire rated** 60 minutes

**Flood beam** 46°

**Colour consistency** Tightest UK binning

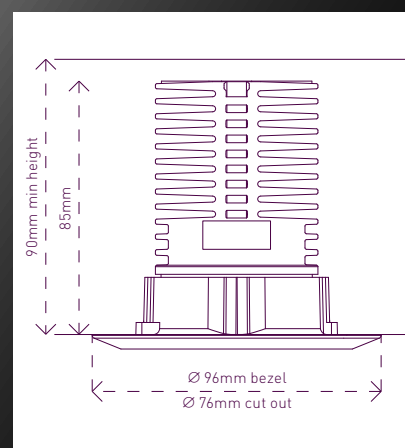
**Warmth** 2700k and 2938k



High content of recycled metal used in each fitting

**inox** lighting  
innovators

## L2 & L2+ Classic



**Flood beam** 46°

**Colour consistency** Tightest UK binning

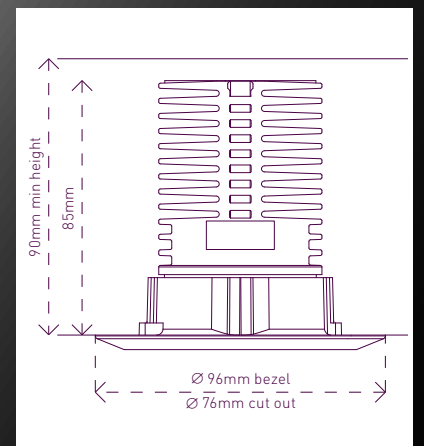
**Warmth** 2700k and 2938k

**Proven** 7th year



High content of recycled metal used in each fitting

## L2 & L2+ Classic Shower IP65



**Bathrooms & showers IP65**

**Flood beam 46°**

**Colour consistency** Tightest UK binning

**Warmth** 2700k and 2938k

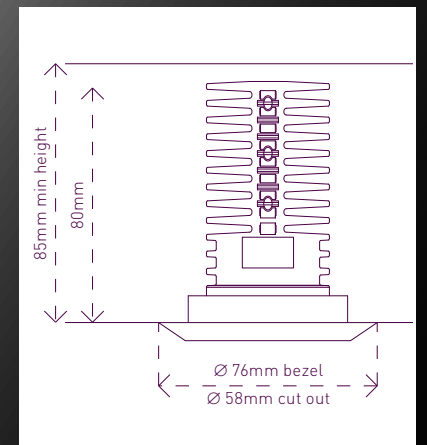


High content of recycled metal used in each fitting

**inox** lighting  
innovators

t +44(0)845 643 9533 f +44(0)845 280 1651 e sales@inox.co.uk w inox.co.uk

## L2 & L2+ Mini Flush Fixed



**Minimalist trim** 75mm

**Low glare** UGI 18.5

**Wall washing** 46°

**Colour consistency** Tightest UK binning

**Warmth** 2700k and 2938k

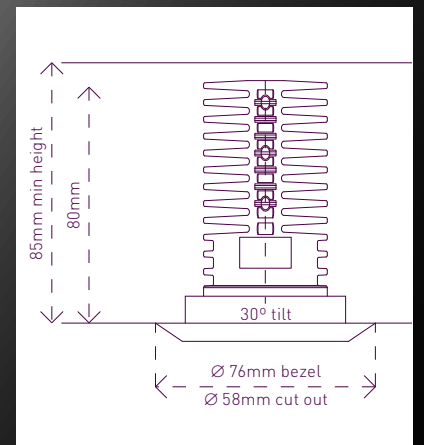
**Proven** 7th year



High content of recycled metal used in each fitting

**inox** lighting  
innovators

## L2 & L2+ Mini Flush Swivel



**Minimalist trim** 75mm

**High output** 637+ lumens - 1002 lumens

**Wall washing** 30°

**Colour consistency** Tightest UK binning

**Warmth** 2700k and 2938k

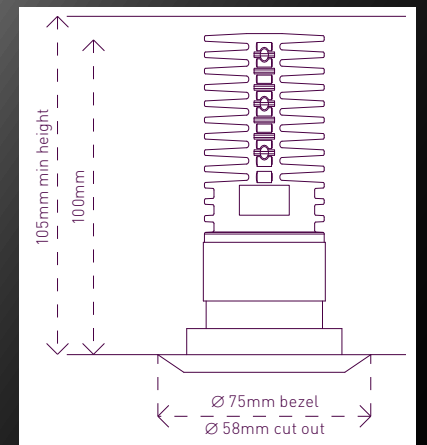
**Proven** 7th year



High content of recycled metal used in each fitting

**inox** lighting  
innovators

## L2 & L2+ Mini Recessed Fixed



**Minimalist bezel** 75mm

**High output** 637+ lumens - 1002 lumens

**Colour consistency** Tightest UK binning

**Warmth** 2700k and 2938k

**Proven** 7th year



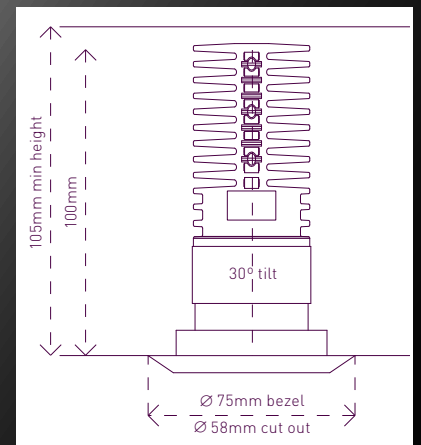
High content of recycled metal used in each fitting

**inox** lighting  
innovators

t +44(0)845 643 9533 f +44(0)845 280 1651 e sales@inox.co.uk w inox.co.uk



## L2 & L2+ Mini Recessed Swivel



**Minimalist bezel** 75mm

**Swivel** Tilts 30°

**Colour consistency** Tightest UK binning

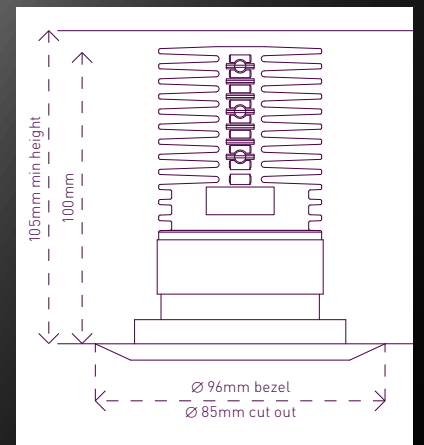
**Warmth** 2700k and 2938k

**Proven** 7th year



High content of recycled metal used in each fitting

## L2 & L2+ Recessed Fixed



**Recessed Fixed** 30° beam

**Colour consistency** Tightest UK binning

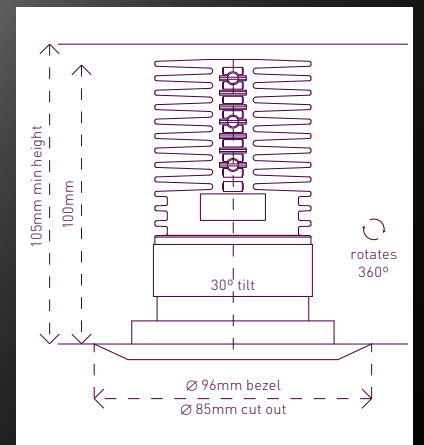
**Warmth** 2700k and 2938k

**Proven** 7th year



High content of recycled metal used in each fitting

## L2 & L2+ Recessed Swivel



**Swivel** Tilts 30°

**Rotates 'in situ'** 360°

**Recessed baffle** 30° beam

**Colour consistency** Tightest UK binning

**Warmth** 2700k and 2938k

**Proven** 7th year



High content of recycled metal used in each fitting

## Output

L2	637 luminaire lumens	711 initial lumens
L2+	902 luminaire lumens	1002 initial lumens

## Part L / ECA / efficacy

All L2 and L2+ products pass New Part L for domestic and commercial purposes. L2+ achieves over 60 l/cw and meets ECA.

L2	56 luminaire lms/W	62 initial lms/W
L2+	64 luminaire lms/W	72 initial lms/W

(All stated including PSU power loss & independently certified.)

## Colour temperature

Our own binning process has a precision of within +/- 38 Kelvin. We have our own colour 2938K. This colour is noticeably warmer than 3000K products. This extremely tight binning process achieves exceptional colour consistency - both within batches and between different batches.

Extra warm	2700K
Warm	2938K
Natural	4300K
Daylight	5000K

## Light distribution and CRI

LED	CREE
Beam angle (Classic, Classic Fire, Classic Fire Shower, Classic Shower, Mini Flush Fixed)	46° flood
Beam angle (Recessed Fixed, Recessed Swivel, Mini Recessed Fixed, Mini Recessed Swivel, Mini Flush Swivel)	30°
CRI	85
UGI (glare index)	18.5
Lifetime	50,000 hrs

## Power supplies

All products are supplied with an approved power supply unit.

A mains dimmer rotary switch and a mains dimmer insert are also available.

## Traceability & provenance

All products are designed and manufactured in the UK. All LEDs are sourced from the US based company CREE. The L2 is traceable to the nearest 250 units.

## Order codes

Options	
Bathroom	IP44
Shower	IP65
Low profile heatsink	LP
Polished chrome bezel	PCH
Brushed chrome bezel	BCH
Any RAL colour bezel	RAL
White baffle	WBAF
Any RAL colour baffle	BAF
Power supply unit	
Non dimmable	ND
Mains dimmable	DIM
1-10	1-10
DALI	DALI
DMX	DMX
Colour temperature	
2700K	2700
2938K	2938
4300K	4300
5000K	5000
Model	
Classic	C
Classic Fire	F
Classic Shower	SH
Classic Fire Shower	FSH
Recessed Fixed	RF
Recessed Swivel	RS
Mini Recessed Fixed	MRF
Mini Recessed Swivel	MRS
Mini Flush Fixed	MFF
Mini Flush Swivel	MFS
Light engine	
L2	L2
L2+	L2+
Other products	
Mains dimmer switch	SW
3hr emergency pack	EMG

eg. L2/SH/2700/ND/RAL

## Product range

	Classic				Recessed		Mini			
	Classic	Fire	Shower	Fire Shower	Fixed	Swivel	Recessed Fixed	Recessed Swivel	Flush Fixed	Flush Swivel
Benefit	Flood beam	Fire-rated 60 mins	IP65	Fire & IP65	Recessed	Swivel	Smaller	Smaller	Wall-wash 60°	Soft wall-grazing
L2 lumens	711 lm (637 lm) Initial lumens (luminaire lumens)									
L2+ lumens	1002 lm (902 lm) L2+ 72 l/cw (64 l/cw including luminance inefficiency & PSU inefficiency)									
L2 l/cw	62 l/cw L2 62 l/cw (56 l/cw including luminance inefficiency & PSU inefficiency)									
L2+ l/cw	72 l/cw°									
Complies with all parts New Part L & ECA	Yes									
Low glare reflector	UGI 18.5	UGI 18.5	UGI 18.5	UGI 18.5	UGI 17.0	UGI 17.0	UGI 17.0	UGI 17.0	UGI 17.0	UGI 17.0
Beam angle	46°	46°	46°	46°	30°	30°	30°	30°	60°	30°
CRI	85									
Extra warm white	2700K									
Warm white	2938K									
Natural white	4300K									
Daylight white	5000K									
Swivel	No	No	No	No	No	Yes - 30°	No	Yes - 30°	No	Yes - 30°
Hole cut-out	76-85mm	76mm	76-85mm	76mm	85mm	85mm	58mm	58mm	58mm	58mm
Void height required	90mm	90mm	90mm	90mm	105mm	110mm	105mm	110mm	85mm	90mm
Unit height	85mm	85mm	85mm	85mm	100mm	100mm	100mm	100mm	80mm	80mm
Bezel diameter	95mm	95mm	95mm	95mm	96mm	96mm	76mm	76mm	76mm	76mm
Power supply	All products come complete with a power supply unit									
Non-dimmable PSU	As standard									
Mains dimmable PSU (leading & trailing)	As standard									
Mains dimmer switch insert	Option									
Maintained emergency pack	Option									
1-10 dimmable	Option									
DALI	Option									
DMX	Option									
RAKO	Option									

## Options

	Classic				Recessed		Mini			
	Classic	Fire	Shower	Fire Shower	Fixed	Swivel	Recessed Fixed	Recessed Swivel	Flush Fixed	Flush Swivel
Options - a simple way to personalise any product										
Fire-rated	No	As standard	No	As standard	Hood	Hood	Hood	Hood	Hood	Hood
Bathroom IP44	Option	Option	No	No	Option	Option	Option	Option	Option	Option
Shower IP65	No	No	As standard	As standard	Option	No	Option	No	IP65 option	No
Limited void	Low profile									
Bezel White RAL 9010	As standard									
Bezel Brilliant White RAL 9016	Option									
Bezel Polished Chrome	Option									
Bezel Brushed Chrome	Option									
RAL colour	Option									
Baffle Black	N/A	N/A	N/A	N/A	As standard	As standard	As standard	As standard	As standard	As standard
Baffle White RAL 9010	N/A	N/A	N/A	N/A	Option	Option	Option	Option	Option	Option
Baffle any RAL colour	N/A	N/A	N/A	N/A	Option	Option	Option	Option	Option	Option

## How to order

Choose: L2 or L2+ LED engine

Choose: Bezel type

Choose: 2700K, 2938K, 4300K, 5000K

Choose: PSU - Non dimmable, dimmable or other

Personalise: Choose from options above

Contact us: sales@inox.co.uk or call +44(0)845 643 9533

## Accreditations

The following independent testing by British Standards Institute (BSI), Chiltern International Fire, STR International and others includes:

- Lumen output
- Lumens per circuit watt
- CRI
- PSU efficiencies including draw from plug
- Fire-testing 60 minutes
- Thermal performance
- IP44 and IP65
- IP65 independently tested by STR International
- ANSI C78.377-2008 chromacity and binning
- ISO 9001 factory audits
- British Standards Institute (BSI) 50,000 hours
- Colour temperature
- IESNA LM-79 luminaire testing standard
- IESNA LM-80 LED lifetime standard
- EN60598 luminaire safety standards

## How to order

Choose: L2 or L2+ LED engine

Choose: Bezel type

Choose: 2700K, 2938K, 4300K, 5000K

Choose: PSU - Non dimmable, dimmable or other

Personalise: Choose from options above

Contact us: [sales@inox.co.uk](mailto:sales@inox.co.uk) or call +44(0)845 643 9533