



Roof Pitch

The minimum roof pitch we would advise for profiled roof sheets is 8°, however roof pitches of 5° can be accommodated as long as the profiled sheet is across a short span.

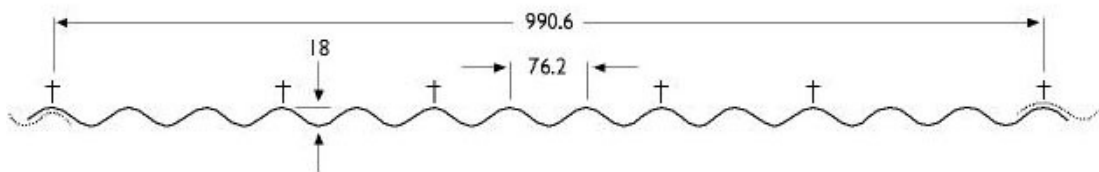
Recommended Purlin Spacing

The spacing of the purlins will depend on the thickness of the sheets used. As a guide the maximum spacing of purlins we would recommend for 0.5mm gauge sheets is 1200mm, were as the 0.7mm gauge can be spanned upto 1600mm and sometimes further depending on the conditions. The purlins should be a minimum of 50mm in width in order to screw you sheeting easily and quickly.

Tinman Steels Ltd

Fitting Guide

To fit our Corrugated profile roofing sheets we would always advise you to overlap the sheeting as described below. This will then help any driving rain water run off your sheeting and not under your overlap and into your building.

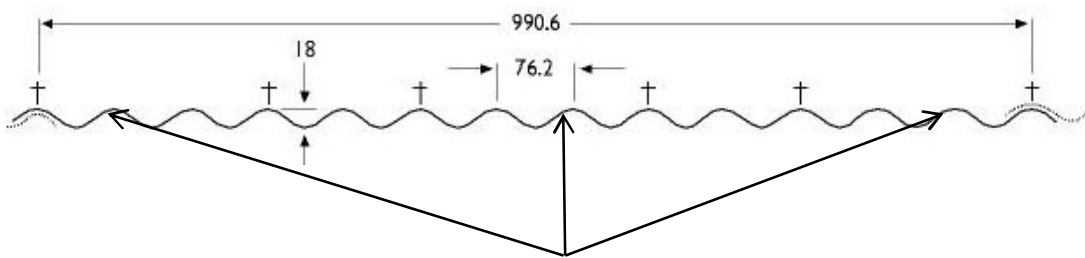


Laying Of Roofing Sheets

The laying of the sheets should commence from the eave and towards the prevailing wind (Primarily Left to Right). The side laps will then be away from the wind preventing water from being forced into the lap.

Fixing Procedure

In profiled roofing and cladding applications, self drilling screw fixings should be fitted through the highest section of the profile. Under normal conditions, the sheeting should be fixed through three points of the sheet or in severe conditions (e.g. high winded / well weathered areas) we would recommend five fixings per sheet.

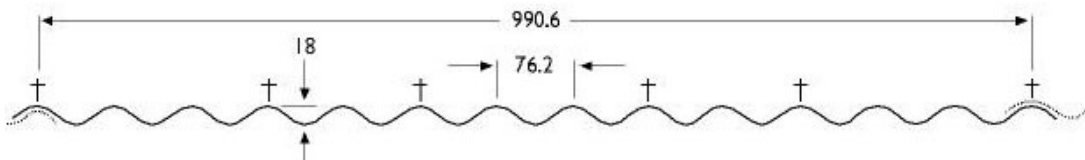


Suggested fixings points.

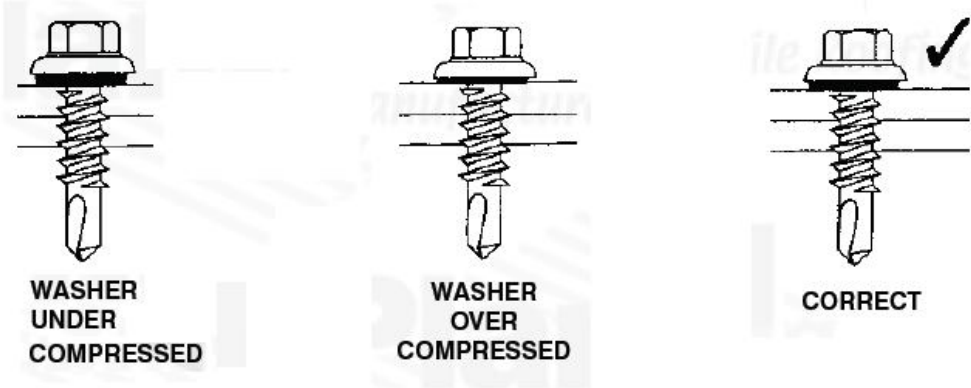
Tinman Steels Ltd

It is generally considered good building practice to include side lap fasteners at the overlapping joint between sheeting every 500mm. In these cases stitching screws are recommended which will stitch the two sheets together.

However when roof and wall sheeting is installed within the spanning guidelines, side lap fasteners are not always required but are always recommended as a safety precaution.



A stretched string along the purlin makes it easier to fix the sheets to your purlins. It is important not to over tighten the screw putting undue pressure onto the sheet and washer.



Mastic Butyl Sealant

Mastic Butyl strip is the recommended sealant for use on profiled steel roofing and cladding projects. Used within the side and end laps of the roof sheet (not normally necessary on wall cladding) these sealants offer excellent performance when compressed.

Commonly used in 6 x 5mm or 3 x 9mm bead sizes, this sealant is supplied on a roll with paper backing strip for ease of application.

Foam Fillers

Foam fillers are designed to stop any drafts or birds / Insects entering your building through your profiled gaps. These can also be supplied with ventilation holes if required.

