



QC GLOBAL

ISSUE 01



THERMOPLASTIC REFRIGERANT  
HOSE & QUICK COUPLING PRODUCTS

# the art of **Fusion**

for the RAC industry



2 **QC GLOBAL - AN INTRODUCTION TO THE ART OF FUSION**

QC GLOBAL presents its Thermoplastic Hose and Quick Coupling Technical Product Guide to provide you with solutions for the most demanding of connection requirements experienced in the refrigeration and air conditioning industry.

By applying a winning combination of inspired engineering, excellence in manufacturing and professional distribution - we believe that we have the most comprehensive range of 21st century products currently available.

All this delivered with our legendary first class service and technical support means that we are confident that we can provide you with the solution to virtually your every requirement.

The following is only a brief overview of our exhaustive product range which we are constantly developing and our R&D department are always ready to help by producing bespoke products to meet your individual demands.

QC GLOBAL has, by using its corporate philosophy of constant improvement and innovation, mastered

**the art  
of  
Fusion**  
for the RfC industry



**FLEXIFAST**

**PAGE 4**

THERMOPLASTIC HOSE	Page 5
FITTING OPTIONS	Page 6
ADAPTORS	Page 9



**FLEXIFAST AUTOMOTIVE**

**PAGE 10**

FITTING OPTIONS	Page 11
ADAPTORS	Page 13



**FLEXIFAST CAPILLARY**

**PAGE 14**

2mm CAPILLARY	Page 15
4mm CAPILLARY	Page 17
3/8 INCH OIL RETURN	Page 18



**QUICK COUPLINGS**

**PAGE 22**



## FLEXIFAST THERMOPLASTIC HOSE

FlexiFast is a revolutionary flexible thermoplastic refrigerant hose. We believe the days of copper pipe are numbered!

4

Available in sizes of 1/4inch, 3/8inch, 1/2inch, 5/8inch and 3/4inch (as well as capillary 2mm and 4mm) the list of uses and applications is endless.

We supply the FlexiFast cut to length with necessary fittings crimped into the ends. The most popular being straight fittings which connect straight onto standard male flares.

We can supply FlexiFast uninsulated, insulated with black Class O Armaflex or insulated with white Italian Class 1 insulation.

FlexiFast has superior thermal qualities to copper and only requires 3/8inch insulation. Professional independent testing reveals that equipment installed using FlexiFast are more temperature efficient than installed with copper.

FlexiFast conforms with and far exceeds the requirements of UK and EU law, in particular EN1736 and prEN378-2:2005. FlexiFast has the lowest permeations of any other similar product in its field. In some cases 100 times less than the regulations permit!

FlexiFast can also be used with our quick coupling range. This means that it can be disconnected without losing the refrigerant in the equipment or the FlexiFast.

This is very useful for hiring of air conditioning and refrigeration equipment and also if the equipment has to be split to allow for maintenance, cleaning etc as the quick couplings can be disconnected sealing the gas inside the FlexiFast.

For the hire industry this means no more throwing away of copper and insulation when the hire period is over. The FlexiFast can simply be stored all pre-gased ready to be used time and time again.

FlexiFast is an incredible feat of engineering. It is capable of working with temperatures from - 40 C to + 130 C and pressures up to 45 bar.

### IT HAS BEEN PROVEN:

Flexifast is over twice as fast than using traditional copper. The benefits are enormous and include:

**NO BRAZING**



**NO FLARING**



**NO BENDING OR KINKING**



**NO CUTTING**



**NO WASTE**



**NO INSULATING**



**NO LEAKS**





## FLEXIFAST UNINSULATED THERMOPLASTIC HOSE

Pre-assembled FlexiFast without insulation. Longest length currently available is 50 metres. However FlexiFast can be made as long as necessary with FlexiFast joiners or straight fittings and male / male unions if required.

SIZE:	1/4inch	3/8inch	1/2inch	5/8inch	3/4inch
CODE:	U05	U07	U09	U11	U13
Internal Diameter:	4.4mm	8.5mm	10.5mm	13.5mm	17.5mm
Outer Diameter:	9.7mm	13.9mm	16.0mm	19.3mm	23.6mm
Tolerances:	0.1mm	0.15mm	0.15mm	0.15mm	0.20mm
Min Bending Radius:	50mm	60mm	80mm	150mm	200mm
Working Pressure:	45bar	45bar	45bar	45bar	45bar
Weight:	80g/m	120g/m	140g/m	180g/m	240g/m
Working Temperatures:	-40 to +130°	-40 to +130°	-40 to +130°	-40 to +130°	-40 to +130°
Burst Pressure:	330bar	295bar	309bar	244bar	214bar



## FLEXIFAST CLASS 0 INSULATED THERMOPLASTIC HOSE

Pre-Assembled FlexiFast insulated with 3/8inch Class 0 Insulation which is included in the per metre price. Longest length currently available is 50 metres. However FlexiFast can be made as long as necessary with FlexiFast joiners or straight fittings and male / male unions if required. Because of the extra thermal capacity of Flexifast only 3/8 inch insulation is required to give the same thermal properties of 1/2 inch on copper.

SIZE:	1/4inch	3/8inch	1/2inch	5/8inch	3/4inch
CODE:	F05	F07	F09	F11	F13
Internal Diameter:	4.4mm	8.5mm	10.5mm	13.5mm	17.5mm
Outer Diameter:	28mm	33mm	33mm	38mm	46mm
Tolerances:	0.1mm	0.15mm	0.15mm	0.15mm	0.20mm
Min Bending Radius:	50mm	60mm	80mm	150mm	200mm
Working Pressure:	45bar	45bar	45bar	45bar	45bar
Weight:	100g/m	140g/m	160g/m	200g/m	260g/m
Working Temperatures:	-40 to +130°	-40 to +130°	-40 to +130°	-40 to +130°	-40 to +130°
Burst Pressure:	330bar	295bar	309bar	244bar	214bar



5



## FLEXIFAST ITALIAN CLASS 1 INSULATED THERMOPLASTIC HOSE

Pre-Assembled FlexiFast insulated with 3/8inch Italian Class 1 Insulation with a plastic coating. Although this product does not have the fire rating of Class 0 it is easier to install and takes more wear and abrasion thanks to it's plastic coating. Longest length currently available is 50 metres. However FlexiFast can be made as long as necessary with FlexiFast joiners or straight fittings and male / male unions if required.

SIZE:	1/4inch	3/8inch	1/2inch	5/8inch	3/4inch
CODE:	P05	P07	P09	P11	P13
Internal Diameter:	4.4mm	8.5mm	10.5mm	13.5mm	17.5mm
Outer Diameter:	24.7mm	31.9mm	36.0mm	39.3mm	43.6mm
Tolerances:	0.1mm	0.15mm	0.15mm	0.15mm	0.20mm
Min Bending Radius:	50mm	60mm	80mm	150mm	200mm
Working Pressure:	45bar	45bar	45bar	45bar	45bar
Weight:	110g/m	150g/m	170g/m	210g/m	270g/m
Working Temperatures:	-40 to +130°	-40 to +130°	-40 to +130°	-40 to +130°	-40 to +130°
Burst Pressure:	330bar	295bar	309bar	244bar	214bar





## STRAIGHT FITTING



Straight Fitting crimped into one end of the FlexiFast length you require. Straight Fittings fit straight onto the male flares of air conditioning and refrigeration equipment. A copper gasket is required between the brass male flare of the unit and the steel insert, this is included with the fitting. All fittings supplied capped to prevent grit and dirt ingress during installation. Our fittings are quality zinc coated cast steel with no welded parts ensuring their longevity.

CODE	DESCRIPTION
RF1001	Straight Fitting with 1/4 inch nut applied to one end of 1/4 inch FlexiFast. Thread SAE J513 2B 7/16" 20 UNF
RF1002	Straight Fitting with 3/8 inch nut applied to one end of 3/8 inch FlexiFast. Thread SAE J513 2B 5/8" 18 UNF
RF1003	Straight Fitting with 1/2 inch nut applied to one end of 1/2 inch FlexiFast. Thread SAE J513 2B 3/4" 16 UNF
RF1004	Straight Fitting with 5/8 inch nut applied to one end of 5/8 inch FlexiFast. Thread SAE J513 2B 7/8" 14 UNF
RF1005	Straight Fitting with 3/4 inch nut applied to one end of 3/4 inch FlexiFast. Thread SAE J513 2B 1 + 1/16" 14 UNS



## 90 DEGREE ELBOW FITTING

6



90 Degree Elbow Fitting crimped into one end of the FlexiFast length you require. 90 Degree Fittings fit straight onto the male flares of air conditioning and refrigeration equipment. Very useful where an immediate tight turn is required when leaving the equipment. A copper gasket is required between the brass male flare of the unit and the steel insert, this is included with the fitting. All fittings supplied capped to prevent grit and dirt ingress during installation. Our fittings are quality zinc coated cast steel with no welded parts ensuring their longevity.

CODE	DESCRIPTION
RF1031	Elbow Fitting with 1/4 inch nut applied to one end of 1/4 inch FlexiFast. Thread SAE J513 2B 7/16" 20 UNF
RF1032	Elbow Fitting with 3/8 inch nut applied to one end of 3/8 inch FlexiFast. Thread SAE J513 2B 5/8" 18 UNF
RF1033	Elbow Fitting with 1/2 inch nut applied to one end of 1/2 inch FlexiFast. Thread SAE J513 2B 3/4" 16 UNF
RF1034	Elbow Fitting with 5/8 inch nut applied to one end of 5/8 inch FlexiFast. Thread SAE J513 2B 7/8" 14 UNF
RF1035	Elbow Fitting with 3/4 inch nut applied to one end of 3/4 inch FlexiFast. Thread SAE J513 2B 1 + 1/16" 14 UNS



## COPPER SWEAT FITTING



Copper sweat fittings are short lengths of copper crimped into the end of your FlexiFast. This can then be brazed straight onto your system. Available in either imperial or metric copper. Copper length 150mm.

IMPERIAL CODE	METRIC CODE	DESCRIPTION
RF1061	RF1071 06mm	Copper Sweat Fitting applied to one end of 1/4 inch FlexiFast
RF1062	RF1072 10mm	Copper Sweat Fitting applied to one end of 3/8 inch FlexiFast
RF1063	RF1073 12mm	Copper Sweat Fitting applied to one end of 1/2 inch FlexiFast
RF1064	RF1074 16mm	Copper Sweat Fitting applied to one end of 5/8 inch FlexiFast
RF1065	RF1075 18mm	Copper Sweat Fitting applied to one end of 3/4 inch FlexiFast



## COPPER SWEAT FITTINGS WITH CHARGING VALVE

Copper sweat fittings are short lengths of copper crimped into the end of your FlexiFast. This can then be brazed straight onto your system - these have the added advantage of having a schrader valve on the copper sweat for charging. Copper length 150mm. Maximum pressure 35bar. Products are in imperial copper as standard. Metric copper available to special order.

IMPERIAL CODE	METRIC CODE	DESCRIPTION
RF1081	RF1091 06mm	Copper Sweat Valve Fitting applied to one end of 1/4 inch FlexiFast
RF1082	RF1092 10mm	Copper Sweat Valve Fitting applied to one end of 3/8 inch FlexiFast
RF1083	RF1093 12mm	Copper Sweat Valve Fitting applied to one end of 1/2 inch FlexiFast
RF1084	RF1094 16mm	Copper Sweat Valve Fitting applied to one end of 5/8 inch FlexiFast
RF1085	RF1095 18mm	Copper Sweat Valve Fitting applied to one end of 3/4 inch FlexiFast



## QUICK COUPLINGS WITH MECHANICAL CONNECTION

RF Quick couplings crimped into the end of your FlexiFast means that the FlexiFast end with a quick coupling can be disconnected with no loss of refrigerant from the equipment or the FlexiFast. RF Quick couplings can be crimped onto one end which means you can disconnect one end of the FlexiFast or crimped onto both ends which means the whole FlexiFast can be removed with the refrigerant remaining in the equipment and FlexiFast.

We supply the female half of the coupling crimped onto the FlexiFast and the male half of the coupling is supplied ready to screw straight onto the male flare of the RAC equipment.

RF Couplings need to be disconnected/connected with spanners - For a more immediate solution you require our RFLS Quick Couplings which can be disconnected by hand. (see page 8)

CODE	DESCRIPTION (includes male half for direct connection onto male flare)
RC1001	Quick Coupling RF06 applied to one end of 1/4 inch FlexiFast
RC1002	Quick Coupling RF06 applied to one end of 3/8 inch FlexiFast
RC1003	Quick Coupling RF08 applied to one end of 3/8 inch FlexiFast
RC1004	Quick Coupling RF06 applied to one end of 1/2 inch FlexiFast
RC1005	Quick Coupling RF08 applied to one end of 1/2 inch FlexiFast
RC1006	Quick Coupling RF08 applied to one end of 5/8 inch FlexiFast
RC1007	Quick Coupling RF12 applied to one end of 3/4 inch FlexiFast



7



## QUICK COUPLINGS WITH COPPER SWEAT CONNECTION

RF Quick couplings crimped into the end of your FlexiFast means that the FlexiFast end with a quick coupling can be disconnected with no loss of refrigerant from the equipment or the FlexiFast. RF Quick couplings can be crimped onto one end which means you can disconnect one end of the FlexiFast or crimped onto both ends which means the whole FlexiFast can be removed with the refrigerant remaining in the equipment and FlexiFast.

We supply the female half of the coupling crimped onto the FlexiFast and the male half of the coupling is supplied with a copper tail to braze straight onto the copper tail of the RAC equipment.

RF Couplings need to be disconnected/connected with spanners - For a more immediate solution you require our RFLS Quick Couplings which can be disconnected by hand. (see page 8)

CODE	DESCRIPTION (including male half for braze connection onto male flare)
RC1011	Quick Coupling RF06 applied to one end of 1/4 inch FlexiFast
RC1012	Quick Coupling RF06 applied to one end of 3/8 inch FlexiFast
RC1013	Quick Coupling RF08 applied to one end of 3/8 inch FlexiFast
RC1014	Quick Coupling RF08 applied to one end of 1/2 inch FlexiFast
RC1015	Quick Coupling RF08 applied to one end of 5/8 inch FlexiFast
RC1016	Quick Coupling RF12 applied to one end of 3/4 inch FlexiFast





## RFLS QUICK COUPLINGS WITH MECHANICAL CONNECTION



RFLS Quick couplings crimped into the end of your FlexiFast means that the FlexiFast end with a quick coupling can be disconnected with no loss of refrigerant from the equipment or the FlexiFast. RFLS Quick couplings can be crimped onto one end which means you can disconnect one end of the FlexiFast or crimped onto both ends which means the whole FlexiFast can be removed with the refrigerant remaining in the equipment and FlexiFast.

This is an incredible coupling which can be disconnected under pressure by hand - Simply pull back the anodised sleeve, turn twice and you are disconnected. For full details on this coupling please see the coupling section on page 23.

CODE	DESCRIPTION (includes male half for direct connection onto male flare)
RC1021	Quick Coupling RFLS06 applied to one end of 1/4 inch FlexiFast
RC1022	Quick Coupling RFLS06 applied to one end of 3/8 inch FlexiFast
RC1023	Quick Coupling RFLS08 applied to one end of 3/8 inch FlexiFast
RC1024	Quick Coupling RFLS06 applied to one end of 1/2 inch FlexiFast
RC1025	Quick Coupling RFLS08 applied to one end of 1/2 inch FlexiFast
RC1026	Quick Coupling RFLS08 applied to one end of 5/8 inch FlexiFast
RC1027	Quick Coupling RFLS12 applied to one end of 3/4 inch FlexiFast

8



## RFLS QUICK COUPLINGS WITH BRAZE ADAPTOR



RFLS Quick couplings crimped into the end of your FlexiFast means that the FlexiFast end with a quick coupling can be disconnected with no loss of refrigerant from the equipment or the FlexiFast. RFLS Quick couplings can be crimped onto one end which means you can disconnect one end of the FlexiFast or crimped onto both ends which means the whole FlexiFast can be removed with the refrigerant remaining in the equipment and FlexiFast.

CODE	DESCRIPTION (including male half for braze connection onto copper)
RC1031	Quick Coupling RFLS06 applied to one end of 1/4 inch FlexiFast
RC1032	Quick Coupling RFLS06 applied to one end of 3/8 inch FlexiFast
RC1033	Quick Coupling RFLS08 applied to one end of 3/8 inch FlexiFast
RC1034	Quick Coupling RFLS06 applied to one end of 1/2 inch FlexiFast
RC1035	Quick Coupling RFLS08 applied to one end of 1/2 inch FlexiFast
RC1036	Quick Coupling RFLS08 applied to one end of 5/8 inch FlexiFast
RC1037	Quick Coupling RFLS12 applied to one end of 3/4 inch FlexiFast

We supply the female half of the coupling crimped into the flexifast and the male half of the coupling is supplied with a brass braze adaptor. This is unscrewed from the back of the male coupling, brazed straight onto your system and the coupling then screwed back on.





## BRASS NIPPLE UNIONS and FLARE NUTS

These can be used to join Flexifast lengths together or join Flexifast on to copper.



CODE	DESCRIPTION
RN1001	Short Standard Flare Nut 1/4 inch
RN1002	Short Standard Flare Nut 3/8 inch
RN1003	Short Standard Flare Nut 1/2 inch
RN1004	Short Standard Flare Nut 5/8 inch
RN1005	Short Standard Flare Nut 3/4 inch



CODE	DESCRIPTION
RU1001	Male x Male Straight Flare Union 1/4 inch
RU1002	Male x Male Straight Flare Union 3/8 inch
RU1003	Male x Male Straight Flare Union 1/2 inch
RU1004	Male x Male Straight Flare Union 5/8 inch
RU1005	Male x Male Straight Flare Union 3/4 inch



## FLEXIFAST QUICK COUPLING ADAPTOR

A very useful adaptor to convert a Flexifast straight or 90 Degree Elbow fitting to take any of the RF, RFL or RFLS Quick Coupling range.

CODE	DESCRIPTION
RA1001	06 Coupling to 1/4 inch Flexifast fitting adaptor
RA1002	06 Coupling to 3/8 inch Flexifast fitting adaptor
RA1003	08 Coupling to 3/8 inch Flexifast fitting adaptor
RA1004	06 Coupling to 1/2 inch Flexifast fitting adaptor
RA1005	08 Coupling to 1/2 inch Flexifast fitting adaptor
RA1006	08 Coupling to 5/8 inch Flexifast fitting adaptor
RA1007	12 Coupling to 3/4 inch Flexifast fitting adaptor



Adaptor in action



## FLEXIFAST FITTING REDUCERS



Useful adaptors to reduce or enlarge the size of the Flexifast required from the equipment.



CODE	DESCRIPTION
RR1001	Male x Male 1/4 inch - 3/8 inch
RR1002	Male x Male 3/8 inch - 1/2 inch
RR1003	Male x Male 1/2 inch - 5/8 inch
RR1004	Male x Male 5/8 inch - 3/4 inch

CODE	DESCRIPTION
RR1031	1/4 inch Female x 3/8 inch Male
RR1032	1/4 inch Female x 1/2 inch Male
RR1033	3/8 inch Female x 1/4 inch Male
RR1034	3/8 inch Female x 1/2 inch Male
RR1035	1/2 inch Female x 1/4 inch Male
RR1036	1/2 inch Female x 3/8 inch Male
RR1037	1/2 inch Female x 5/8 inch Male
RR1038	5/8 inch Female x 1/2 inch Male
RR1039	5/8 inch Female x 3/4 inch Male
RR1040	3/4 inch Female x 5/8 inch Male



## FLEXIFAST AUTOMOTIVE

FlexiFast can also be used in automotive applications and we have a range of automotive fittings of exceptional quality for vehicle refrigeration and air conditioning applications.

Please see section 1 page 5 for the FlexiFast hose.

For correlation between standard automotive pipe size numbers:

10

- No 6 - is FlexiFast size 3/8 inch U/F/P07
- No 8 - is FlexiFast size 1/2 inch U/F/P09
- No 10 - is FlexiFast size 5/8 inch U/F/P11
- No 12 - is FlexiFast size 3/4 inch U/F/P13

We supply the FlexiFast cut to length with necessary automotive fittings crimped into the ends.

The most popular being straight female o-ring fittings which connect straight onto automotive male flares.

We can supply the Flexifast insulated as per section 1 page 5 if required.

FlexiFast conforms with and far exceeds the requirements of UK and EU law, in particular EN1736 and prEN378-2:2005.

FlexiFast has the lowest permeations of any other similar product in its field. In some cases 100 times less than the regulations permit! Please contact Technical for further information.


Quick couplings which mean the equipment can be disconnected without losing the refrigerant can also be used with these fittings please see the quick couplings range in the Quick Coupling Section on page 22 or call AC Global on 0800 111 69 88 for technical help with your application.

FlexiFast is an incredible feat of engineering . . . It is capable of working with temperatures from - 40°C to + 130°C and pressures up to 45 bar.



**AUTOMOTIVE O-RING FEMALE STRAIGHT FITTINGS**

Automotive O-Ring Straight Fitting crimped to one end of the FlexiFast length you require. Straight Fittings fit straight onto the male o-ring flares of automotive air conditioning and refrigeration equipment. All fittings supplied capped to prevent grit and dirt ingress during installation. Our fittings are zinc coated cast steel with no welded parts ensuring their longevity and exceptional quality.



CODE	DESCRIPTION
AF1002	Straight Fitting No 6 applied to one end of 3/8 inch FlexiFast with nut & o-ring with SAE J513 2B 5/8" UNF thread
AF1003	Straight Fitting No 8 applied to one end of 1/2 inch FlexiFast with nut & o-ring with SAE J513 2B 3/4" 16 UNF thread
AF1004	Straight Fitting No 10 applied to one end of 5/8 inch FlexiFast with nut & o-ring with SAE J513 2B 7/8" 14 UNF thread
AF1005	Straight Fitting No 12 applied to one end of 3/4 inch FlexiFast with nut & o-ring with SAE J513 2B 1 + 1/16" 14 UNS thread



**AUTOMOTIVE O-RING FEMALE 90 DEGREE ELBOW FITTINGS**



Automotive O-ring Female 90 Degree Elbow Fitting crimped to one end of the FlexiFast length you require. 90 Degree Fittings fit straight onto the male o-ring flares of automotive air conditioning and refrigeration equipment. Very useful where an immediate tight turn is required when leaving the equipment. All fittings supplied capped to prevent grit and dirt ingress during installation. Our fittings are zinc coated cast steel with no welded parts ensuring their longevity and exceptional quality. (Available with or without charging valve).



11

CODE	DESCRIPTION	WITH CHARGING VALVE
AF1022	90° Elbow Fitting No 6 applied to one end of 3/8 inch FlexiFast with nut & o-ring with SAE J513 2B 5/8" 18 UNF thread	AF1042
AF1023	90° Elbow Fitting No 8 applied to one end of 1/2 inch FlexiFast with nut & o-ring with SAE J513 2B 3/4" 16 UNF thread	AF1043
AF1024	90° Elbow Fitting No 10 applied to one end of 5/8 inch FlexiFast with nut & o-ring with SAE J513 2B 7/8" 14 UNF thread	AF1044
AF1025	90° Elbow Fitting No 12 applied to one end of 3/4 inch FlexiFast with nut & o-ring with SAE J513 2B 1 + 1/16" 14 UNS thread	AF1045



**AUTOMOTIVE O-RING FEMALE 45 DEGREE ELBOW FITTINGS**

Automotive O-ring Female 45 Degree Elbow Fitting crimped to one end of the FlexiFast length you require.

45 Degree Fittings fit straight onto the male o-ring flares of automotive air conditioning and refrigeration equipment. Very useful where an immediate tight turn is required when leaving the equipment. All fittings supplied capped to prevent grit and dirt ingress during installation. Our fittings are zinc coated cast steel with no welded parts ensuring their longevity and exceptional quality.



CODE	DESCRIPTION
AF1062	45° Fitting No 6 applied to one end of 3/8 inch FlexiFast with nut & o-ring with SAE J513 2B 5/8" 18 UNF thread
AF1063	45° Fitting No 8 applied to one end of 1/2 inch FlexiFast with nut & o-ring with SAE J513 2B 3/4" 16 UNF thread
AF1064	45° Fitting No 10 applied to one end of 5/8 inch FlexiFast with nut & o-ring with SAE J513 2B 7/18" 14 UNF thread
AF1065	45° Fitting No 12 applied to one end of 3/4 inch FlexiFast with nut & o-ring with SAE J513 2B 1 + 1/16" 14 UNS thread



### AUTOMOTIVE ORS FLAT SEAL FEMALE STRAIGHT FITTINGS



Automotive ORS Flat Seal Female Straight Fitting crimped to one end of the FlexiFast length you require. Straight Fittings fit straight onto the male ORS flat seal flares of automotive air conditioning and refrigeration equipment. All fittings supplied capped to prevent grit and dirt ingress during installation. Our fittings are zinc coated cast steel with no welded parts ensuring their longevity and exceptional quality.

CODE	DESCRIPTION
AF1082	Straight Fitting No 6 applied to one end of 3/8 inch FlexiFast with flat seal nut with SAE J1453 1 + 1/16" 16 UN thread
AF1083	Straight Fitting No 8 applied to one end of 1/2 inch FlexiFast with flat seal nut with SAE J1453 13/16" 16 UN thread
AF1084	Straight Fitting No 10 applied to one end of 5/8 inch FlexiFast with flat seal nut with SAE J1453 1" 14 UNS thread
AF1085	Straight Fitting No 12 applied to one end of 3/4 inch FlexiFast with flat seal nut with SAE J1453 1 + 3/16" 12 UN thread



### AUTOMOTIVE ORS FLAT SEAL FEMALE 90 DEGREE ELBOW FITTINGS



Automotive ORS Flat Seal Female 90 Degree Elbow Fitting crimped to one end of the FlexiFast length you require. 90 Degree Fittings fit straight onto the male ORS flat seal flares of automotive air conditioning and refrigeration equipment. Very useful where an immediate tight turn is required when leaving the equipment. All fittings supplied capped to prevent grit and dirt ingress during installation. Our fittings are zinc coated cast steel with no welded parts ensuring their longevity and exceptional quality. (Available with or without charging valve).



12

CODE	DESCRIPTION	WITH CHARGING VALVE
AF1102	90° Elbow Fitting No 6 applied to one end of 3/8 inch FlexiFast with flat seal nut with SAE J1453 1 + 1/16" 16 UN thread	AF1122
AF1103	90° Elbow Fitting No 8 applied to one end of 1/2 inch FlexiFast with flat seal nut with SAE J1453 13/16" 16 UN thread	AF1123
AF1104	90° Elbow Fitting No 10 applied to one end of 5/8 inch FlexiFast with flat seal nut with SAE J1453 1" 14 UNS thread	AF1124
AF1105	90° Elbow Fitting No 12 applied to one end of 3/4 inch FlexiFast with flat seal nut with SAE J1453 1 + 3/16" 12 UN thread	AF1125



### AUTOMOTIVE ORS FLAT SEAL FEMALE 45 DEGREE ELBOW FITTINGS



Automotive ORS Flat Seal Female 45 Degree Elbow Fitting crimped to one end of the FlexiFast length you require. 45 Degree Fittings fit straight onto the male ORS flat seal flares of automotive air conditioning and refrigeration equipment. Very useful where a turn is required when leaving the equipment. All fittings supplied capped to prevent grit and dirt ingress during installation. Our fittings are zinc coated cast steel with no welded parts ensuring their longevity and exceptional quality.

CODE	DESCRIPTION
AF1142	45° Elbow Fitting No 6 applied to one end of 3/8 inch FlexiFast with flat seal nut with SAE J1453 1 + 1/16" 16 UN thread
AF1143	45° Elbow Fitting No 8 applied to one end of 1/2 inch FlexiFast with flat seal nut with SAE J1453 13/16" 16 UN thread
AF1144	45° Elbow Fitting No 10 applied to one end of 5/8 inch FlexiFast with flat seal nut with SAE J1453 1" 14 UNS thread
AF1145	45° Elbow Fitting No 12 applied to one end of 3/4 inch FlexiFast with flat seal nut with SAE J1453 1 + 3/16" 12 UN thread



**FLEXIFAST CONNECTORS**

This Flexifast Connector allows two ends of Flexifast to be joined. Available with or without charging valve. Zinc coated cast steel with no welded parts.

CODE	DESCRIPTION	WITH CHARGING VALVE
AF1163	Hose Connector No 6 crimped to 3/8 inch Flexifast	AF1183
AF1164	Hose Connector No 8 crimped to 1/2 inch Flexifast	AF1184
AF1165	Hose Connector No 10 crimped to 5/8 inch Flexifast	AF1185
AF1166	Hose Connector No 12 crimped to 3/4 inch Flexifast	AF1186



**AUTOMOTIVE BRASS MALE O-RING / QUICK COUPLING ADAPTORS**

These adaptors can be used to connect Automotive O-Ring fittings to any product in our quick coupling range on page 22. If the adaptor required is not listed please do not hesitate to contact our technical department on 0800 111 69 88 or email [technical@acglobaluk.com](mailto:technical@acglobaluk.com)

CODE	DESCRIPTION
AA1002	Male / Male O-Ring Adaptor M18 x 1.5 x 5/8" 18 UNF (To connect 06 coupling to 3/8 inch No. 6 pipe fitting)
AA1003	Male / Male O-Ring Adaptor M18 x 1.5 x 3/4" 16 UNF (To connect 06 coupling to 1/2 inch No. 8 pipe fitting)
AA1004	Male / Male O-Ring Adaptor 7/8" 20 UNEF x 5/8" 18 UNF (To connect 08 coupling to 3/8 inch No. 6 pipe fitting)
AA1005	Male / Male O-Ring Adaptor 7/8" 20 UNEF x 3/4" 16 UNF (To connect 08 coupling to 1/2 inch No. 8 pipe fitting)
AA1006	Male / Male O-Ring Adaptor 7/8" 20 UNEF x 7/8" 14 UNF (To connect 08 coupling to 5/8 inch No. 10 pipe fitting)
AA1007	Male / Male O-Ring Adaptor 1-1/4" 18 UNEF x 3/4" 16 UNF (To connect 12 coupling to 1/2 inch No. 8 pipe fitting)
AA1008	Male / Male O-Ring Adaptor 1-1/4" 18 UNEF x 7/8" 14 UNF (To connect 12 coupling to 5/8 inch No. 10 pipe fitting)



Adaptor in action



**AUTOMOTIVE O-RING FITTING - STANDARD JOINT**

This brass joiner allows two automotive female o-ring fittings to be joined together.

CODE	DESCRIPTION
AU1002	Male / Male O-Ring Joint 5/8" 18 UNF x 5/8" 18 UNF (To join 2 x 3/8 inch No. 6 female fittings together)
AU1003	Male / Male O-Ring Joint 3/4" 16 UNF x 3/4" 16 UNF (To join 2 x 1/2 inch No. 8 female fittings together)
AU1004	Male / Male O-Ring Joint 7/8" 14 UNF x 7/8" 14 UNF (To join 2 x 5/8 inch No. 10 female fittings together)
AU1005	Male / Male O-Ring Joint 1 + 1/16" 14 UNF x 1 + 1/16" 14 UNF (To join 2 x 3/4 inch No. 12 female fittings together)



Adaptor in action



**AUTOMOTIVE O-RING FITTING - BULKHEAD JOINT**

This brass joiner allows two automotive female o-ring fittings to be connected together through a bulk head. One side of the adaptor has an extended thread to allow room for a back nut to tighten against the bulk head.

CODE	DESCRIPTION
AU1012	O-Ring / O-Ring Bulkhead Adaptor 5/8" 18 UNF / 5/8" 18 UNF (To connect No 6 Auto O-Ring Fittings through bulk head)
AU1013	O-Ring / O-Ring Bulkhead Adaptor 3/4" 16 UNF / 3/4" 18 UNF (To connect No 8 Auto O-Ring Fittings through bulk head)
AU1014	O-Ring / O-Ring Bulkhead Adaptor 7/8" 14 UNF / 7/8" 14 UNF (To connect No 10 Auto O-Ring Fittings through bulk head)
AU1015	O-Ring / O-Ring Bulkhead Adaptor 1 + 1/16" 14 UNS / 1 + 1/16" 14 UNS (To connect No 12 Auto O-Ring Fittings through bulk head)



Adaptor in action



## FLEXIFAST CAPILLARY

FlexiFast Capillary is a large range of 2mm, 4mm and 3/8" flexible thermoplastic capillary hose products to provide an exceptionally quick and professional solution to all the problems and labour intensive issues caused by using copper and stainless steel capillary.

Flexifast Capillary is made in Italy to very exacting standards by an ISO9001/2000 certified factory, FlexiFast Capillary has become a leader in its field in Europe.

FlexiFast Capillary complies with all the relevant UK and EU regulations including EN1736 and prEN378-2:2005.

The fittings are cast in one single piece with no welded parts to produce an excellent, easy to use, professional system of exceptional quality and longevity.

### Features:

- Superior flexibility and quality over other brands.
- Guaranteed compatibility with new and old refrigerants & the relevant POE oils.
- Available in three different colour options. This makes it possible to save time and reduce the chances of errors during installation & maintenance.
- Reinforced with polyester braid.
- Weighs only 3grams per 100mm.
- Working Temperature: -40°C - +130°C.
- Working Pressure: 45 bar / 653 psi.
- Supplied in continuous rolls.



**FLEXIFAST CAPILLARY HOSE 2MM**

Triple layer thermoplastic hose available in Black, Blue or Red and in 3 different length options.

CODE	DESCRIPTION
C01.200BK	FlexiFast Capillary 2mm x 5.90mm Black x 200metres
C01.100BK	FlexiFast Capillary 2mm x 5.90mm Black x 100metres
C01.050BK	FlexiFast Capillary 2mm x 5.90mm Black x 50metres
C01BK	FlexiFast Capillary 2mm x 5.90mm Black per metre


C01.200BE	FlexiFast Capillary 2mm x 5.90mm Blue x 200metres
C01.100BE	FlexiFast Capillary 2mm x 5.90mm Blue x 100metres
C01.050BE	FlexiFast Capillary 2mm x 5.90mm Blue x 50metres
C01BE	FlexiFast Capillary 2mm x 5.90mm Blue per metre

C01.200RD	FlexiFast Capillary 2mm x 5.90mm Red x 200metres
C01.100RD	FlexiFast Capillary 2mm x 5.90mm Red x 100metres
C01.050RD	FlexiFast Capillary 2mm x 5.90mm Red x 50metres
C01RD	FlexiFast Capillary 2mm x 5.90mm Red per metre

Internal Diameter: 2.0mm  
 Outer Diameter: 5.9mm  
 Tolerances: 0.1mm  
 Min. Bending Radius: 10mm  
 Working Pressure: 45bar / 653Psi  
 Weight: 30 g/metre




**2mm CRIMP FITTING KITS**



**CF1001** 2mm STRAIGHT FEMALE

with 1/4 inch x 16mm nut.  
 Comprising of flare nut, insert and sleeve.



**CF1011** 2mm STRAIGHT FEMALE DEPRESSOR

with 1/4 inch x 16mm nut.  
 Comprising of flare nut, insert and sleeve.



**CF1021** 2mm 90° FEMALE

with 1/4 inch x 16mm nut.  
 Comprising of flare nut, 90° insert and sleeve.



**CF1031** 2mm T FITTING

with no nuts.  
 Comprising of T fitting insert and 3 x sleeves.



**CF1041** 2mm T FITTING - CENTRAL

with 1/4 inch x 16mm nut.  
 Comprising of flare nut, T fitting insert and 2 x sleeves.



**CF1051** 2mm T FITTING - SIDE

with 1/4 inch x 16mm nut.  
 Comprising of flare nut, T fitting insert and 2 x sleeves.

AC GLOBAL CAN ALSO SUPPLY PRE-ASSEMBLED CAPILLARY HOSE IN ANY LENGTH AND FITTING OPTION REQUIRED. USING COMPUTERISED MEASURING TECHNOLOGY WE CAN CONSISTENTLY CUT THE HOSE TO THE ACCURATE LENGTH REQUIRED FOR ANY QUANTITIES.



## OTHER CONSUMABLES



**RW1001** COPPER GASKETS - PLAIN  
1/4 inch



**RW1011** COPPER GASKETS - TRUMPET  
1/4 inch



**CD1001** BRASS DEPRESSORS



## TOOLS AND EQUIPMENT



**T1001** HOSE CUTTERS  
Flexifast Thermoplastic Hose Cutters



**T1002** CRIMPING PLIERS  
for 2mm Flexifast Capillary



**T1003** FITTING CASE  
Flexifast Capillary Fitting Case  
(excludes contents)




## SELF ASSEMBLY


16

### HOW TO REGULATE HAND PLIERS

Assemble one hose and check that the average diameter of the crimped sleeve is 7.1mm (just one of the four diameters can be maximum 7.3mm). If not, adjust the cam until the aforementioned crimping diameter is obtained.



1  
Cut the hose using the hose cutters. The cut must be perfectly square and smooth.



2  
Insert the sleeve on the hose with the groove towards the hose side to be assembled.




3  
Insert the nut onto the hose



4  
Push the insert inside the hose.



5  
Make the nut slide onto the external part of the insert (flare) and push the sleeve till it covers the bottom of the free insert.



6  
Assemble the hose by positioning manual pliers on the sleeve covering its whole surface. Crimp till hand pliers open automatically. A second crimping is advisable.





## FLEXIFAST CAPILLARY HOSE 4MM

Triple layer thermoplastic hose available in Black, Blue or Red and in 2 different length options.

CODE	DESCRIPTION
C03.200BK	FlexiFast Capillary 4mm x 8.20mm Black x 200metres
C03.100BK	FlexiFast Capillary 4mm x 8.20mm Black x 100metres
C03BK	FlexiFast Capillary 4mm x 8.20mm Black per metre
C03.200BE	FlexiFast Capillary 4mm x 8.20mm Blue x 200metres
C03.100BE	FlexiFast Capillary 4mm x 8.20mm Blue x 100metres
C03BE	FlexiFast Capillary 4mm x 8.20mm Blue per metre
C03.200RD	FlexiFast Capillary 4mm x 8.20mm Red x 200metres
C03.100RD	FlexiFast Capillary 4mm x 8.20mm Red x 100metres
C03RD	FlexiFast Capillary 4mm x 8.20mm Red per metre

Internal Diameter: 4.0mm  
 Outer Diameter: 8.2mm  
 Tolerances: 0.1mm  
 Min. Bending Radius: 35mm  
 Working Pressure: 45bar / 653Psi  
 Weight: 50 g/metre



## 4mm CRIMP FITTING KITS



**CF3001** 4mm STRAIGHT FEMALE  
 with 1/4 inch x 16mm nut.  
 Comprising of flare nut, insert and sleeve.



**CF3021** 4mm 90° FEMALE  
 with 1/4 inch x 16mm nut.  
 Comprising of flare nut, 90° insert and sleeve.




**CF3041** 4mm T FITTING  
 with no nuts.  
 Comprising of T fitting insert and 3 x sleeves.



**CF3051** 4mm T FITTING - CENTRAL  
 with 1/4 inch x 16mm nut.  
 Comprising of flare nut, T fitting insert and 2 x sleeves.



**CF3061** 4mm T FITTING - SIDE  
 with 1/4 inch x 16mm nut.  
 Comprising of flare nut, T fitting insert and 2 x sleeves.



**CF3011** 4mm STRAIGHT FEMALE  
 with 3/8 inch x 18.5mm nut.  
 Comprising of flare nut, insert and sleeve.



**CF3031** 4mm 90° FEMALE  
 with 3/8 inch x 18.5mm nut.  
 Comprising of flare nut, 90° insert and sleeve.



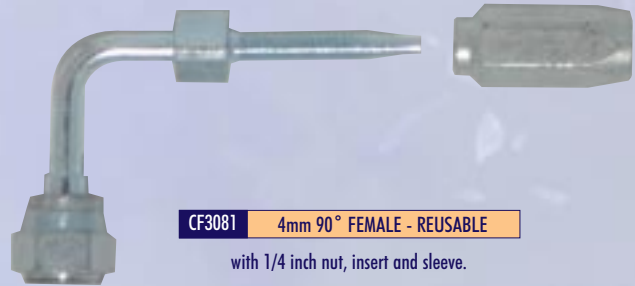
### 4mm RE-USABLE FITTING KITS

NOTE: Re-usable fittings are only suitable for temps -30°C to +90°C



**CF3071** 4mm STRAIGHT FEMALE - REUSABLE

with 1/4 inch nut, insert and sleeve.



**CF3081** 4mm 90° FEMALE - REUSABLE

with 1/4 inch nut, insert and sleeve.



### FLEXIFAST 3/8 inch



Triple layer thermoplastic hose available in Black and 50metre length option only. When being assembled with crimp fittings remember to use the O-Rings provided.

Internal Diameter:	8.5mm
Outer Diameter:	13.9mm
Tolerances:	0.1mm
Min. Bending Radius:	60mm
Working Pressure:	45bar / 653Psi
Weight:	120g/metre

**U07** Flexifast 3/8inch Black per metre




### 3/8 inch CRIMP FITTING KITS



**RF1002** 3/8 inch STRAIGHT FEMALE

with 3/8 inch nut.

Comprising of flare nut, insert, sleeve and O-Rings.



**RF1032** 3/8 inch 90° FEMALE

with 3/8 inch nut.

Comprising of flare nut, insert, sleeve and O-Rings



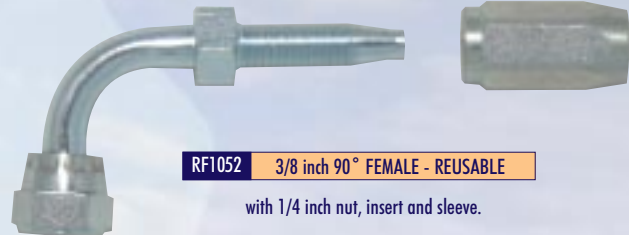
### 3/8 inch RE-USABLE FITTING KITS

NOTE: Re-usable fittings are only suitable for temps -30°C to +90°C



**RF1022** 3/8 inch STRAIGHT FEMALE - REUSABLE

with 1/4 inch nut, insert and sleeve.



**RF1052** 3/8 inch 90° FEMALE - REUSABLE

with 1/4 inch nut, insert and sleeve.



**OTHER CONSUMABLES**



**RW1001** 1/4" COPPER GASKETS - PLAIN  
**RW1002** 3/8" COPPER GASKETS - PLAIN



**RW1011** 1/4" COPPER GASKETS-TRUMPET  
**RW1012** 3/8" COPPER GASKETS-TRUMPET



**CD1001** BRASS DEPRESSORS



**CA1001** 3/8" to 1/4" FPT ADAPTOR TO CONNECT 3/8" NUT TO 1/4" MPT FITTING



**TOOLS AND EQUIPMENT**



**T1004** B131/C CEMBRE

Hydraulic Electric Crimping Machine 14.4V. Cordless hydraulic electric machine including shoulder strap, two rechargeable batteries, battery charger and case.



**T1005** HT131/C CEMBRE

Hydraulic Hand Portable Crimping Tool. Performs crimping by using pumping action complete with case, for crimping 4mm capillary.



**T1001** HOSE CUTTERS

Flexifast Thermoplastic Hose Cutters



**T1006** 4mm CRIMPING DIE

**T1008** 3/8" CRIMPING DIE

Crimping Dies for the 4mm Capillary and 3/8" Flexifast



## SELF ASSEMBLY CRIMP FITTING INSTRUCTIONS



Cut the hose using the hose cutters. The cut must be perfectly square and smooth.



Put the sleeve onto the hose part to be assembled and position the sleeve in line with the hose end.



3/8" - the inserts are provided with grooves, slide the O-Rings into them. (This does not apply to 4mm capillary).



Slide the nut onto the insert; then push the insert inside the hose.

With 3/8" Flexifast ensure that you DO NOT pinch the O-Rings.



Slide the sleeve onto the hose till it reaches the hook groove of the insert.



Assemble the hose by positioning the sleeve in line with the end of the crimping die.



Repeat the operation turning two or three sides of the crimping sleeve.



**SELF ASSEMBLY RE-USABLE FITTING INSTRUCTIONS**

NOTE: Re-usable fittings only suitable for temperatures from -30°C to +90°C. Working pressure 45bar.

1



Cut the hose using the hose cutters. The cut must be perfectly square and smooth.

2



Insert the sleeve on the hose.

3



Hold the hose and, using wrenches, screw the sleeve anti-clockwise till the hose end is 2-3mm from the top of the sleeve.

4



Push the insert inside the sleeve.

5



Using two wrenches in opposition screw the insert clockwise till it touches the sleeve.

6



The hose assembly is now ready for use.



### QUICK COUPLING PRODUCTS

AC Global Products have one of the largest range of refrigeration quick couplings available.

We can supply couplings which can be disconnected under pressure by unscrewing with a spanner, unscrewing by hand or by simply swinging a lever !

We have a huge range of products to suit most applications, pressures and temperature requirements.

The following is a small selection of our best selling items.  
Please call AC Global on: 0800 111 69 88 for our full range catalogue.

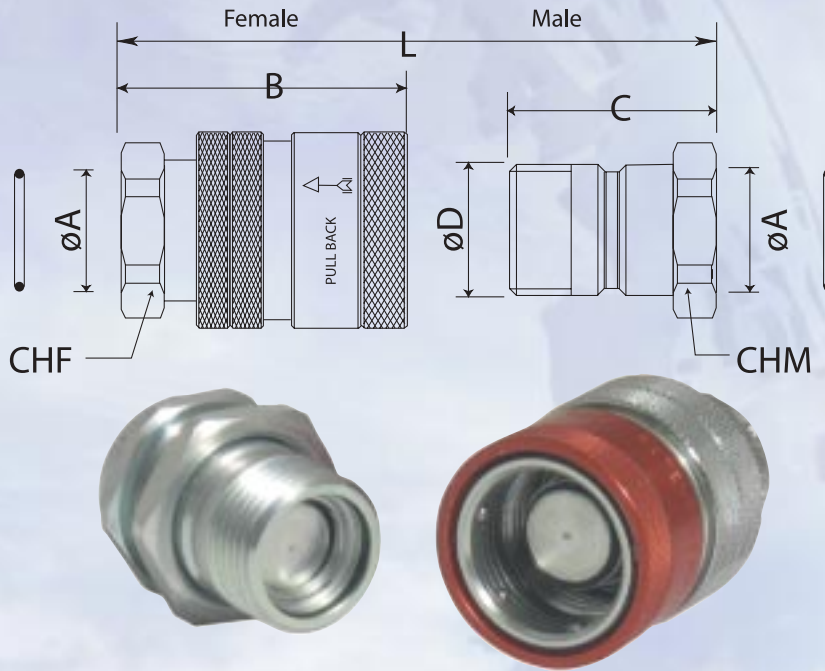
All these products can be adapted to fit onto FlexiFast for the optimum flexible and fast solution.





## RAPID COUPLINGS RFLS MECHANICAL

This amazing coupling can be completely connected and disconnected by hand - even under pressure. Supplied with a pull back sleeve - this clicks audibly into place when the connection is complete providing an almost foolproof solution. This is excellent in confined places where the coupling may not be visible. As the coupling cannot be disconnected without the safety sleeve being pulled back, the coupling is prevented from accidental unscrewing. These can be connected to equipment via the thread sizes documented or can be converted via adaptors to suit any thread / size application. Both the males and females are in steel with a zinc plating and Cr III passivation surface treatment. The pull back safety sleeve is in anodised aluminium. Stocked as standard with neoprene seals, other seals such as EPDM or viton are available to order. The number 12 and 16 have only just been released and therefore the specification is slightly incomplete - for more information please call technical on: 0800 111 69 88.



SIZE	Nominal Diameter	
	mm	inc.
04	5	0.20
06	7	0.28
08	9	0.35
12	-	-
16	-	-

MINIMUM BURST PRESSURE						
Connected		MALE		FEMALE		
BAR	PSI	BAR	PSI	BAR	PSI	
1000	14500	530	7685	105	1523	
700	10150	240	3480	190	2755	
550	7975	550	7975	83	1204	
430	6235	430	6235	105	1523	
-	-	-	-	-	-	

Air inclusion & fluid loss	Maximum leakage rate **	Vacuum rating	
cc max.	g/year	mmHg	inchHg
0.02	1.5	2	0.08
0.05	1.5	2	0.08
0.1	1.5	2	0.08
0.1	1.0	2	0.08
-	-	-	-

MAXIMUM WORKING PRESSURE*						
Connected		MALE		FEMALE		
BAR	PSI	BAR	PSI	BAR	PSI	
330	4785	175	2538	35	508	
233	3379	80	1160	60	870	
183	2654	183	2654	28	400	
143	2074	143	2074	35	508	
-	-	-	-	-	-	

Max. pressure allowing connection by hand (M+F)		
BAR	PSI	
35	508	
30	435	
22	319	
08	116	
-	-	


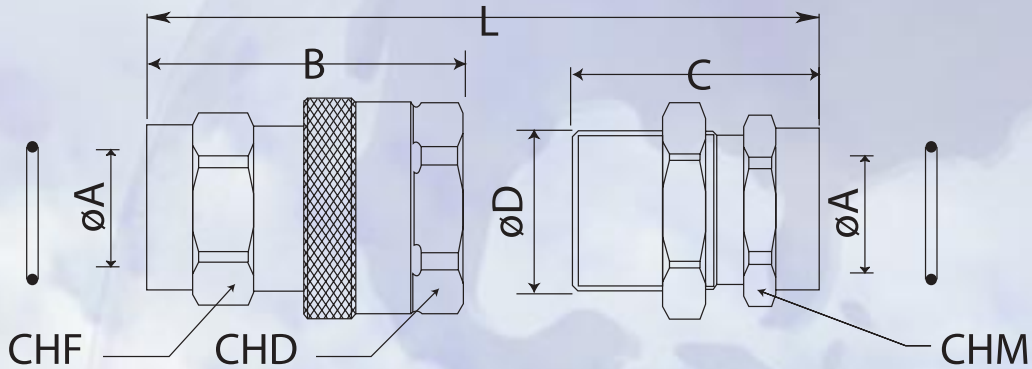
SIZE	CODE FEMALE	CODE MALE	øA	Seals material	B		C		øD		CHD		L		CHF		CHM	
					mm	inc.	mm	inc.	mm	inc.	mm	inc.	mm	inc.	mm	inc.	mm	inc.
04	QC1001	QC1011	1/2" - 20 UNF	NEOPRENE	38.5	1.52	29	1.14	M16 x 3 double thread	-	-	55	2.17	19	0.75	19	0.75	
06	QC1002	QC1012	M18 x 1.5	NEOPRENE	44.5	1.75	32	1.26	M20 x 3 double thread	-	-	50	1.97	22	0.87	22	0.87	
08	QC1003	QC1013	7/8" - 20 UNEF	NEOPRENE	56	2.20	41.5	1.63	M26 x 4 double thread	-	-	75	2.95	27	1.06	32	1.26	
12	QC1004	QC1014	-	NEOPRENE	-	-	-	-	-	-	-	-	-	-	-	-	-	
16	QC1005	QC1015	-	NEOPRENE	-	-	-	-	-	-	-	-	-	-	-	-	-	





## RAPID COUPLINGS RFL MECHANICAL

Our rapid couplings RFL are very similar to the RFLS however they can only be connected / disconnected by hand tightening under residual pressure. They are very useful as they have the hexagonal head for spanner gripping if required and connect straight onto standard RF males. These can be connected to equipment via the thread sizes documented or can be converted via adaptors to suit any thread / size application. Because the coupling uses a ball bearing system to unscrew this significantly reduces the wear on the threads and valves if repeated disconnection is required. Only the details on the female are shown below as the corresponding males are the same as the RF range detailed on page 24. These females are in steel with a zinc plating and Cr III passivation surface treatment. Again all springs are in Stainless Steel.



SIZE	Nominal Diameter		MINIMUM BURST PRESSURE						Air inclusion & fluid loss cc max.	Maximum leakage rate ** g/year	Vacuum rating		Connection sleeve torque Nm	MAXIMUM WORKING PRESSURE*						Max. pressure allowing connection by hand (M+F)	
	mm	inc.	Connected		MALE		FEMALE				mmHg	inHg		Connected		MALE		FEMALE		BAR	PSI
			BAR	PSI	BAR	PSI	BAR	PSI						BAR	PSI	BAR	PSI	BAR	PSI		
06	7	0.28	700	10150	240	3480	190	2755	0.05	1.5	2	0.08	20 <sup>+2</sup> / <sub>-0</sub>	233	3379	80	1160	60	870	30	435
08	9	0.35	550	7975	550	7975	83	1204	0.1	1.5	2	0.08	20 <sup>+5</sup> / <sub>-0</sub>	183	2654	183	2654	28	400	22	319
12	16	0.63	436	6325	436	6325	105	1523	0.1	1.5	2	0.08	50 <sup>+5</sup> / <sub>-0</sub>	143	2074	143	2074	35	508	8	116
16	25	0.98	370	5365	120	1740	75	1088	0.2	1.5	2	0.08	60 <sup>+5</sup> / <sub>-0</sub>	123	1784	40	580	25	363	7	102


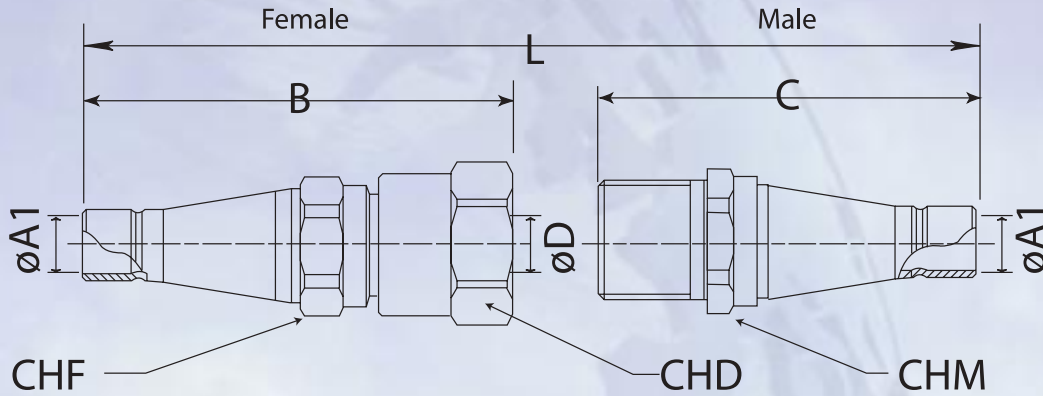
SIZE	Female	Male details see page 26	ØA	Seals material	B		C		ØD		CHD		L		CHF		CHM	
					mm	inc.	mm	inc.	mm	inc.	mm	inc.	mm	inc.	mm	inc.	mm	inc.
06	QC1022		M18 x 1.5	HNBR	35	1.38	-	-	M20 x 1.5	24	0.94	-	-	22	0.87	22	0.87	
08	QC1023		7/8" - 20 UNEF	HNBR	50	1.97	-	-	1" - 20 UNEF	30	1.18	-	-	27	1.06	27	1.06	
12	QC1024		1-1/4" - 18 UNEF	HNBR	57.5	2.26	-	-	1 7/16" - 16 UN	41	1.61	-	-	36	1.42	41	1.61	
16	QC1025		1-19/32" - 20 UN	HNBR	65	2.56	-	-	1 3/4" - 16 UN	50	1.97	-	-	46	1.81	50	1.97	





## QUICK COUPLING RF WITH COPPER SWEAT CONNECTION.

These excellent quick couplings can be disconnected and connected under pressure and are suitable for a large variety of applications. They are supplied with brass tails for brazing onto equipment and are supplied with HNBR seals as standard. They are available with neoprene, EPDM or viton seals if requested. The thread of the male is long enough to allow a back nut for bulk head mounting. Male and female are made in brass and copper. The valves are in zinc plated steel with CR III passivation. The springs and guidevalves are in stainless steel.



COPPER SIZE	Nominal Diameter	
	mm	inc.
1/4" / 3/8"	7	0.28
3/8" / 1/2" / 5/8"	9	0.35
5/8" / 3/4" / 7/8"	16	0.63
7/8" / 1 1/8"	25	0.98

MINIMUM BURST PRESSURE					
Connected		MALE		FEMALE	
BAR	PSI	BAR	PSI	BAR	PSI
260	3770	210	3045	190	2755
250	3625	260	3770	83	1204
190	2755	210	3045	105	1523
150	2175	130	1855	75	1088

Air inclusion & fluid loss	Maximum leakage rate **	Vacuum rating		Connection sleeve torque
cc max.	g/year	mmHg	inchHg	Nm
0.05	1.5	2	0.08	20 <sup>+2</sup> <sub>-0</sub>
0.1	1.5	2	0.08	30 <sup>+5</sup> <sub>-0</sub>
0.1	1.5	2	0.08	60 <sup>+5</sup> <sub>-0</sub>
0.2	1.5	2	0.08	80 <sup>+5</sup> <sub>-0</sub>

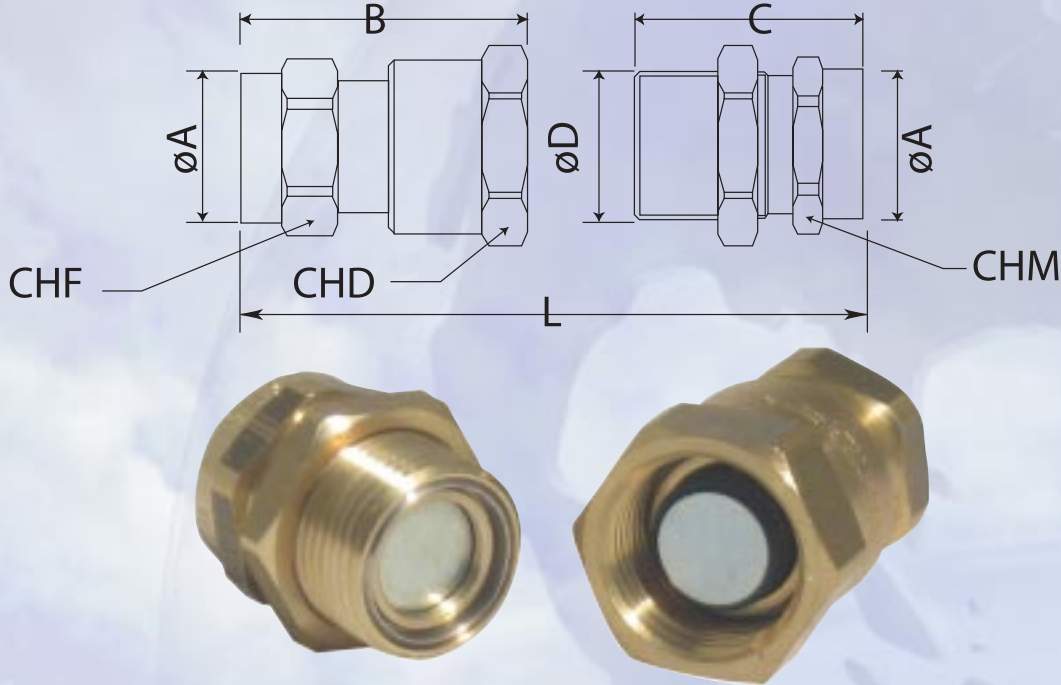
MAXIMUM WORKING PRESSURE*					
Connected		MALE		FEMALE	
BAR	PSI	BAR	PSI	BAR	PSI
85	1233	70	1015	60	870
80	1160	85	1233	28	400
60	870	70	1015	35	508
50	725	40	580	25	363

SIZE	female		Male		ØA1	Seals material	B		C		ØD		CHD		L		CHF		CHM	
	mm	inc.	mm	inc.			mm	inc.	mm	inc.	mm	inc.	mm	inc.	mm	inc.	mm	inc.	mm	inc.
06	QC1051	QC1071	6.5 (1/4")		HNBR	76	2.99	67	2.64	M20 x 1.5		24	0.94	135	5.31	22	0.87	22	0.87	
	QC1052	QC1072	9.7 (3/8")			76	2.99	67	2.64	M20 x 1.5		24	0.94	135	5.31	22	0.87	22	0.87	
08	QC1053	QC1073	9.7 (3/8")		HNBR	105	4.13	96	3.78	1" - 20 UNEF		30	1.18	192	7.56	27	1.06	27	1.06	
	QC1054	QC1074	12.8 (1/2")			105	4.13	96	3.78	1" - 20 UNEF		30	1.18	192	7.56	27	1.06	27	1.06	
	QC1055	QC1075	16.1 (5/8")			105	4.13	96	3.78	1" - 20 UNEF		30	1.18	192	7.56	27	1.06	27	1.06	
12	QC1056	QC1076	16.1 (5/8")		HNBR	129	5.08	118	4.65	1-7/16" - 16 UN		41	1.61	233	9.17	36	1.42	41	1.61	
	QC1057	QC1077	19.2 (3/4")			129	5.08	118	4.65	1-7/16" - 16 UN		41	1.61	233	9.17	36	1.42	41	1.61	
	QC1058	QC1078	22.4 (7/8")			129	5.08	118	4.65	1-7/16" - 16 UN		41	1.61	233	9.17	36	1.42	41	1.61	
16	QC1059	QC1079	22.4 (7/8")		HNBR	145	5.71	131	5.16	1-3/4" - 16 UN		50	1.97	260	10.24	46	1.81	48	1.89	
	QC1060	QC1080	28.7 (1 1/8")			145	5.71	131	5.16	1-3/4" - 16 UN		50	1.97	260	10.24	46	1.81	48	1.89	



## QUICK COUPLING RF MECHANICAL

These quick couplings are as above but without the copper tails. These can be connected to equipment via the thread sizes documented or can be converted via adaptors to suit any thread / size application. The 06 male and female are brass and the other sizes are in steel. The valves are in zinc plated steel with Cr III passivation and springs and guide valves are in stainless steel.



26

SIZE	Nominal Diameter	
	mm	inc.
06	7	0.28
08	9	0.35
12	16	0.63
16	25	0.98

MINIMUM BURST PRESSURE					
Connected		MALE		FEMALE	
BAR	PSI	BAR	PSI	BAR	PSI
400	5800	210	3045	190	2755
550	7975	550	7975	83	1204
430	6235	430	6235	105	1523
370	5365	120	1740	75	1088

Air inclusion & fluid loss	Maximum leakage rate **	Vacuum rating		Connection sleeve torque
cc max.	g/year	mmHg	inchHg	Nm
0.05	1.5	2	0.08	10 <sup>+2</sup> <sub>-0</sub>
0.1	1.5	2	0.08	50 <sup>+5</sup> <sub>-0</sub>
0.1	1.5	2	0.08	60 <sup>+5</sup> <sub>-0</sub>
0.2	1.5	2	0.08	80 <sup>+10</sup> <sub>-0</sub>

MAXIMUM WORKING PRESSURE*					
Connected		MALE		FEMALE	
BAR	PSI	BAR	PSI	BAR	PSI
133	1929	70	1015	60	870
183	2654	183	2654	27	400
143	2074	143	2074	35	508
123	1784	40	580	25	363

SIZE	Female	Male	ØA	Seals material	B		C		ØD		CHD		L		CHF		CHM	
					mm	inc.	mm	inc.	mm	inc.	mm	inc.	mm	inc.	mm	inc.	mm	inc.
06	QC1032	QC1042	M18 x 1.5	HNBR	34.8	1.37	27	1.06	M20 x 1.5	24	0.94	53	2.09	22	0.87	22	0.87	
08	QC1033	QC1043	7/8" - 20 UNEF	HNBR	46.5	1.83	38.5	1.52	1" - 20 UNEF	30	1.18	76.5	3.01	27	1.06	27	1.06	
12	QC1034	QC1044	1-1/4" - 18 UNEF	HNBR	55.5	2.19	44	1.73	1-7/16" - 16 UN	41	1.61	85.5	3.37	36	1.42	41	1.61	
16	QC1035	QC1045	1-19/32" - 20 UN	HNBR	61.5	2.42	46.5	1.83	1-3/4" - 16 UN	50	1.97	92	3.62	46	1.81	50	1.97	



## COUPLINGS BRAZE ADAPTOR

This coupling braze adaptor is useful for joining quick couplings on to copper. Simply braze the adaptor onto copper, push on the O-ring from the back of the coupling and screw the coupling onto the adaptor.



CODE	DESCRIPTION
QA1001	Braze Adaptor to connect 04 Coupling to 1/4" Copper
QA1002	Braze Adaptor to connect 06 Coupling to 1/4" Copper
QA1003	Braze Adaptor to connect 06 Coupling to 3/8" Copper
QA1004	Braze Adaptor to connect 06 Coupling to 1/2" Copper
QA1005	Braze Adaptor to connect 08 Coupling to 3/8" Copper
QA1006	Braze Adaptor to connect 08 Coupling to 1/2" Copper
QA1007	Braze Adaptor to connect 08 Coupling to 5/8" Copper
QA1008	Braze Adaptor to connect 12 Coupling to 5/8" Copper
QA1009	Braze Adaptor to connect 12 Coupling to 3/4" Copper
QA1010	Braze Adaptor to connect 12 Coupling to 7/8" Copper
QA1011	Braze Adaptor to connect 16 Coupling to 7/8" Copper
QA1012	Braze Adaptor to connect 16 Coupling to 1-1/8" Copper

1. Carriage charges are decided by the company if applicable.
2. Minimum order value is 20.00 excluding VAT and delivery.

#### PREAMBLE

1. These general conditions of sale shall apply save as varied by specific agreement in writing and if these conditions conflict with any conditions of the purchaser, these conditions shall prevail.

#### FORMATION OF CONTRACT

2. The contract of sale shall be concluded by the issue of an invoice or delivery note by the company containing these conditions and any representative of the purchaser shall be deemed to have authority to contract on such terms.

#### DESCRIPTION OF GOODS

3. All data included in catalogues, circulars, advertisements and price lists of the company shall be deemed to be approximate only. Due to our philosophy of continuous improvement specifications, descriptions and other details may be changed without prior notice. E&OE.

#### DELIVERY AND PASSING OF RISK

4. Delivery of the goods shall be deemed to take place when they are actually delivered to the purchaser or his representative or to the purchasers premises when the risk as to loss or damage in respect of the goods shall pass to the purchaser. The company must be notified of shortages or damages within 48 hours of delivery of products.

#### PAYMENT

5.1 Prices are exclusive of VAT and payment shall be due on the last day of the month following the date of invoice for approved credit customers only save as varied by specific agreement in writing. Otherwise cash with order or cash on delivery.

5.2 We understand and may exercise our statutory right to claim interest and compensation for debt recovery costs under the late payment legislation if we are not paid according to agreed credit terms as in clause 5.1.

5.3 If payment is overdue, payment for all goods delivered to the purchaser shall become payable immediately and interest at the current legal rate shall be chargeable from the date of invoice and the company may invoke Recovery Procedure in clause 5.4, clause 7 and any other lawful remedy available to the company.

5.4 Any account Outstanding beyond our normal credit terms of reference will be passed out of hand to our solicitors and will be subject to the surcharge made to cover the costs incurred, such accounts will also be subject to any other costs incurred in obtaining settlement.

#### TITLE TO GOODS

6.1 Ownership of goods supplied by the company shall not pass to the purchaser until payment for such goods has been received by the company and in the meantime the purchaser shall hold such goods ( the retained goods) for the company but at the purchasers sole risk and shall store the same in a satisfactory state and condition.

6.2 If the retained goods are incorporated into other goods by the purchaser the outstanding payment shall be charged upon those other goods ( the charged goods).

#### RECOVERY PROCEDURE

7.1 The company may enter and remove retained goods or changed goods from the purchasers premises.

7.2 In respect of retained goods recovered by the company it shall give credit to the purchaser for either the invoice value of the goods or their deteriorated value if they are not in pristine condition less interest under clause 5.2 and 5.3 and the costs and expenses including legal fees incurred by the company in connection with the recovery procedure.

7.3 In respect of the charged goods the company shall sell them and account to the purchaser for the balance after retaining the invoice value and the other deductions specified in clause 7.2

7.4 If the retained goods or charged goods have been sold to a buyer any amount due from the buyer to the purchaser ( for what goods or services) shall be deemed to be assigned to the company and the purchaser shall supply the name and address of that buyer to enable the company to give notice of assignment and recover that amount and give credit to the purchaser substantially in accordance with either clause 7.2 or 7.3

#### GUARANTEE AND WARRANTY

8.1 The guarantee period shall be twelve months from the date of invoice - Applying to new goods only

8.2 During such period the company shall remedy any defects in the goods arising out of defective materials or workmanship provided that the purchaser shall give immediate notice verbally and in writing of such defects to the company.

8.3 Immediately after giving such notice the purchaser shall return the defective goods (or any part thereof) to the company at the purchasers risk and expense.

8.4 The company shall repair or replace the goods within a reasonable period or at the option of the company the invoiced price of such goods shall be refunded to the purchaser thereby discharging the company from any further liability for any consequential or other damages except that after repair or replacement the goods shall be guaranteed for the remainder of the guarantee period only.

8.5 Liability of the company hereunder shall not arise if the defects result from misapplication, misuse or other fault of the purchaser in relation to such goods.

8.6 If the goods are covered by suppliers or manufacturers guarantee the terms of such guarantee shall be deemed to be accepted by the purchaser in substitution for the foregoing guarantee, and the purchaser shall be responsible for ascertaining which guarantee provisions apply.

#### RETURN OF GOODS

9. If the company accepts the return of goods delivered at the risk and the cost of the purchaser to the companies premises in new condition and suitable for resale the company may make a restocking charge as deemed appropriate.

#### LIMITED LIABILITY

10. The company shall be under no liability if it is unable to perform a contract of sale (including delays in delivery) for any reason beyond its control including act of God, fire inclement or exceptional weather conditions, official or unofficial industrial action, hostilities, shortage of labour, shortage of materials, failure of power or other supplies, government orders or intervention by any other cause whatsoever of an unexpected and exceptional nature.

#### APPLICABLE LAW

11. The law relating to the supply of goods by the company shall in all respects be English law and shall submit to the jurisdiction of the English Courts.

#### COMPLAINTS

12. Any complaints by the customer relating to any invoice must be made by the customer to the company in writing within 14 days of the date on the invoice.

#### GUARANTEE AND WARRANTY CLAIMS

##### MUST GIVE DETAILS OF PURCHASE DATE AND FAULT

1. Removal of any serial numbers or warranty numbers AUTOMATICALLY invalidates the warranty. Please quote the number on any correspondence.

2. To avoid the unnecessary expense of returning any products only to discover that the warranty has expired we suggest that you telephone, quoting the serial number and the invoice number to check the expiry date.

3. Should you request an "advance warranty replacement" this will be invoiced pending the return and processing of the item being replaced. You will be requested to provide an order for advance replacement.

4. We aim to process all warranty claims within 28 days of receipt whenever possible.

AC GLOBAL has, by using it's corporate philosophy of constant improvement and innovation, mastered **the art of Fusion** for the RfC industry

