



Chiltern Technology

- ✓ Access Control
- ✓ Security Management
- ✓ Perimeter Protection
- ✓ CCTV
- ✓ Door Entry Systems
- ✓ Bespoke System Design



call 01296 398851



About Chiltern Technology

Chiltern Technology Limited specialises in technology led security systems in the high value residential property and commercial market. We have built an excellent reputation for quality and are firmly established as a provider of bespoke security systems including door entry, access control, remote monitoring, automatic gates, perimeter protection and CCTV. Using the latest technology in the industry, we design, develop and integrate systems to protect people, possessions and property.

Complete confidence

Chiltern Technology's installation teams have been trained to a very high standard on all the products installed. Every member has attended training courses with each manufacturer specific to the products we use, which ensures the system is fit for purpose and installed to the manufacturer's specifications. Each installation is documented and on completion a handover pack is presented to the client explaining how the system operates, so you have the information at your fingertips. Information on our preventative maintenance programme is also included to maintain the efficiency of the system and we offer ongoing support to make sure you get the very best from your system.

To some extent you will be entrusting your security to us, so you need to be assured of our abilities and confident that we will be a responsible and reliable partner, delivering a system that meets your needs.

Automated Gates

Chiltern Technology is the Authorised supplier and installer of the CAME range of gate automation products within the Home Counties and Surrey area. Boasting an existing well established customer base, with a variety of the available equipment installed on an extremely varied array of gate types and sizes. Not only do we automate existing gates we also supply both wooden and metal gates manufactured to customers requirement.

We at Chiltern Technology pride ourselves in our workmanship in providing tailor made installations to suit both your individual and the environmental needs. We also take pride in our installations as obviously the best reference comes from our existing client base and as such we offer comprehensive maintenance cover for the equipment installed. It is also in our interest to supply the best equipment for the job required and to professionally install it.

It is vital for the job required to be fully specified at the earliest stage prior to work being started, as such Chiltern Technology provide completely free of charge a non-obligatory survey and estimate service between 8am to 6pm Monday through Friday allowing you the client the opportunity to be totally satisfied with what will be finally delivered and installed. We are also Electrical Contractors and Security experts thereby able to offer additional services such as lighting linked to the gate automation and security related Access Control or CCTV. We provide the complete solution to your needs.



Envisage your completed gateway with Chiltern Technology

Chiltern Technology can remove the uncertainty of how your completed gateway will look thanks to our latest tool, the CAME Gateway Visualiser.

After taking a photograph of your entrance we are able to overlay sample gates and in no time at all, with your input, can generate some examples of how your new gate might look.

Contact us today and arrange your free, no obligation visit to discover how your driveway will look with an electric gate installed.

Image Before Visualisation



After Visualisation, metal gates



After Visualisation, wooden gates



Insist on Safety

An automatic gate will provide you and your family a convenient and secure option to access your home. However the very nature of the automatic motor poses a small but real risk to users.

This risk becomes particularly acute when children or pets are likely to play near the gates. Chiltern Technology takes every step possible to ensure that these worries are minimised and your gate is as safe as possible.

Beginning from the choice of motors we use, selected from the excellent CAME range — to advice upon completion, you can be confident around a Chiltern Technology automatic gate system.

CAME gate electronics feature industry leading force restriction systems. This means should the gate come into contact with an obstacle such as a car, it will stop and reverse instantly. This feature was developed to meet the European safety laws attributed to automated gates.

Infra Red safety sensors are installed to protect the space around the gate. Should something break the beam, the gate will not operate, you'll be sure the open gates will never start to close on your car. Where additional safety is required Chiltern Technology recommends Mechanical Safety Edges. These soft profile edges will reverse a gate upon contact with an object and their malleable form will ensure that even the most fragile of obstructions is unharmed.



Metal Gates

Metal gates both traditional and contemporary will provide the perfect entrance to your home. Here are a few ideas of gate styles we have already installed, but don't be limited by what you see here, Chiltern Technology are able to provide gates designed to suit your imagination.

Oving



Pitchcott



Dinton



Bishopstone



Meadle



Owlswick



Speen



Chartridge



Lye Green



Wooden Gates

The natural beauty of wooden gates are sure to enhance your driveway. Choose from a variety of woods and finishes. Regular care and maintenance of your wooden gates will ensure they last you for a lifetime.

Easington



Lewknor



Ibstone



Towersey



Stretton



Farm Style Gate



Attercroft



Farm Style Gate



Oakley



Underground Gate Motors - The FROG Series

As the name implies these superb, much copied gate machines are designed to operate in damp, below ground level conditions.

They are indeed the most popular machines with the discerning customer, who not only wants a long lasting reliable gate machine, but also does not want to see any type of armature attachment on the inside of the gates.

The FROG automation system can be fitted to new gateways or most pairs of existing gates that you may have. Chiltern Technology are able to visit your gateway to professionally ensure that the FROG automation system is the best possible solution for your requirement.

The underground gate motors can be operated by all the standard CAME accessories e.g. remote controls, push buttons, keypads etc.

The FROG system is designed to automate either metal or wooden gates and in every case the pivot arm becomes the bottom hinge for the gate. Once correctly installed, there is no apparent sign of the mechanism other than the lid of the foundation casing box, and it does not detract from the overall aesthetics of an attractive gateway.



*Frog-J
Underground Gate
Automation Motor*



*Frog
Underground Gate
Automation Motor*



Worm Drive Motors

Worm drive motors are extremely strong and able to cope with heavyweight gates.

The strength of these motors is achieved by the irreversibly geared worm drive mechanism. All the models can be operated by all the standard CAME accessories e.g. remote controls, push buttons, keypads etc. In the eventuality of a power cut can

be released via a key operated manual release mechanism.

A common application for a worm drive motor would be to operate a traditional five bar wooden gate.

Worm drive operators are a cost effective and efficient way of automating your gates.



Ati
Worm Drive Gate Automation Motor



Amico
Worm Drive Gate Automation Motor

Articulated Arm Operators - FERNI Series

The FERNI articulated arm gate operator is designed to automate gates that are hung from large brick or stone pillars.

The FERNI can be operated by all the standard CAME accessories e.g. remote controls, push buttons, keypads etc.

In the eventuality of a power cut the FERNI has a lever operated manual release mechanism which is situated on the motor casing.

The simplicity of operation of a winding arm machine always ensures the fastest possible operating of the gate. A common application for the FERNI motor is a situation, such as a gateway directly on a main road, where the gates' opening time needs to be as quick as possible.

Undoubtedly, the FERNI proves to be the fastest and most versatile external electromechanical operator.



Ferni
Articulated Arm Gate Automation Motor

Commercial Automation

The increasing security requirements of today's business world now demand new levels of advanced specialist expertise. As law enforcement resources continue to be stretched beyond their limits, the responsibility for business security is something we can no longer take for granted.

Through an extensive portfolio of installations and cost-effective deployment of the latest developments in security equipment, Chiltern Technology offers a whole new approach to creating a secure environment for your business.

With a variety of solutions, from automated gates, parking barriers and high security bollards, you can be sure that the experience of Chiltern Technology will help you find the perfect solution for the complete security of your business.



*LUXOR
Rising Bollards*



Sliding Gate Automation

The CAME range of electric sliding gate operators has a machine for every size of gate. Residential gates can be opened with the 'BX' or 'BXE' machines and commercial gateways with the 'BK' range or the 'BY 3500' series. The robust and reliable rack and pinion method of operation is very straightforward and can be used on metal or wooden gates.

The sophisticated electronic control panel can be programmed to accommodate timed auto-closure and partial opening to allow just pedestrian access and can accept wired low voltage signalling from the whole range of CAME accessories. The installation of an electric sliding gate system is a little more involved than any

other type of electric gate as it has to have more civil engineering done at the initial stage, but once the correct ground track and/or cantilever roller frames are installed, then the installation follows the same format as with other types of electric gates, continuing with the mechanical engineering stage of gate fabrication and gate mounting, followed by the final stage of electrical fixing and commissioning.



*BX
Sliding Gate
Automation Motor*





TAM
Remote Control

ACCESSORIES


There are a variety of accessories available for activation and safety to apply to your gateway. Intercoms, both audio & video versions, allow visitors to communicate with the homeowner from outside the gate.

Keypads open the gate after the user inputs the correct code. Simple push buttons to activate the gates and hidden magnetic loops that trigger the system when a vehicle passes over them.

Of course a number of radio remote controls are available depending on your requirements, allowing you to operate up to 4 systems from 1 handset. You could activate your gate, driveway lights and garage door as you arrive home, without leaving the comfort of your car.



Safety Beam




Keypad



Video Intercom



Audio Intercom




Keypad and Safety Beam

SERVICE SCHEMES

To ensure your automatic gates continue to perform as intended despite being exposed to Britain's typical weather conditions, we recommend they are serviced regularly.

The specifics of the regularity of a service are unique to each gate automation system; the more it is used the more it will need to be serviced, very much like a car.

Outlined below are two of our standard annual service schedules, we will advise you at the time of installation our recommendation for servicing of your system and offer competitive pricing for on going service and maintenance.



Premium

Chiltern Technology will visit your property twice during the schedule. This includes:

- 2 x Full service and maintenance checks where any faulty components can be repaired or replaced.
- The cost of all labour used for the service (excludes cost of parts).
- Highly recommended for underground systems and gates that open 16 or more times per day.
- 10% Discount offered on parts required for repairs.




Standard

Chiltern Technology will visit your property once during the schedule. This includes:

- 1 x Full service and maintenance check where any faulty components can be repaired or replaced.
- The cost of all labour used for the service (excludes cost of parts).

If a more Bespoke Maintenance Schedule is required please contact us.





Chiltern Technology

Chiltern Technology Ltd
Unit 15 Anglo Business Park
Smeaton Close,
Aylesbury, Bucks
HP19 8UP

Tel: 01296 398 851

info@chiltern-technology.co.uk
www.chiltern-technology.co.uk

