

# COOLING TOWERS TMR SERIES

## Technical Data

Model (1)	Air flow m <sup>3</sup> /s	No. of fans	No. of fans	Power each motor kW (2)		Ambient Wet Bulb Temperature °C						Power electric heaters KW (4)	Power electric heaters KW (5)
				Pa 0 – 50	Pa 100	Inlet / outlet H <sub>2</sub> O °C							
						22 35/29 (3) kW	24 45/30 KW	26 35/30 KW	24 45/30 KW	26 35/30 KW	26 45/31 KW		
09	2.19	1	1	0.75	1.5	101	171	90	149	70	138	0.5	1
12	2.43	1	1	1.1	2.2	138	244	123	214	97	198	0.5	1
13	2.67	1	1	1.5	2.2	151	266	134	233	106	215	0.5	1
14	2.83	1	1	2.2	3	180	328	160	290	128	268	0.5	1
16	3.33	1	1	1.1	2.2	189	334	168	293	133	271	1	2
18	3.78	1	1	2.2	3	212	373	188	327	148	302	1	2
21	4	1	1	3	4	253	460	224	406	179	376	1	2
24	5	2	1	3	4	284	500	252	439	199	406	2	3
28	5.67	2	1	4	5.5	318	560	283	490	223	453	2	3
31	5.83	2	1	5.5	7.5	382	703	338	623	271	577	2	3
34	7.13	2	1	4	5.5	402	708	357	621	282	574	2	3
38	7.99	2	1	5.5	7.5	446	784	396	687	312	634	2	3
41	7.56	2	1	5.5	7.5	480	873	425	772	340	714	2	3
44	8.2	2	1	7.5	11	518	941	459	831	367	769	2	3
51	10.36	3	1	5.5	7.5	586	1033	521	906	411	837	3	4
56	11.33	3	1	7.5	11	635	1118	565	980	445	905	3	4
61	11	3	1	7.5	11	700	1275	620	1127	495	1043	3	4
66	11.67	3	1	11	15	739	1344	655	1187	523	1099	3	4
70	14.26	4	2	4 + 4	5.5 + 5.5	803	1416	715	1242	563	1147	3	4
76	15.98	4	2	5.5 + 5.5	7.5 + 7.5	891	1567	793	1373	624	1268	3	4
83	15.11	4	2	5.5 + 5.5	7.5 + 7.5	959	1746	850	1542	679	1428	3	4
88	16.42	4	2	7.5 + 7.5	11 + 11	1035	1882	918	1662	733	1538	3	4
94	19.33	5	2	5.5 + 7.5	7.5 + 11	1081	1902	962	1667	758	1540	2 + 2	3 + 3
103	18.56	5	2	5.5 + 7.5	7.5 + 11	1179	2147	1046	1898	835	1756	2 + 2	3 + 3
109	19.88	5	2	7.5 + 11	11 + 15	1256	2285	1114	2019	889	1868	2 + 2	3 + 3
122	22	6	2	7.5 + 7.5	11 + 11	1399	2549	1241	2252	991	2085	3 + 3	4 + 4
132	23.34	6	2	11 + 11	15 + 15	1478	2689	1311	2375	1046	2198	3 + 3	4 + 4
58	12.1	1	1	7.5	11	683	1206	608	1057	480	977	3	4
64	13.61	1	1	11	15	761	1339	677	1173	533	1084	3	4
74	13.99	1	1	15	18.5	884	1607	782	1420	626	1313	3	4
112	23.45	2	1	15	18.5	1328	2345	1182	2057	932	1901	4	5
125	24.95	2	1	18.5	22	1405	2478	1250	2173	986	2007	4	5
134	24.2	2	1	18.5	22	1545	2819	1370	2492	1094	2306	4	5
144	25.7	2	1	22	30	1634	2978	1449	2632	1157	2434	4	5
160	28.73	2	1	30	37	1811	3293	1607	2908	1282	2691	4	5
180	35.14	3	1	22	30	1991	3515	1771	3084	1397	2848	5	6
210	37.42	3	1	30	37	2384	4347	2114	3842	1688	3555	5	6
225	39.7	3	1	37	45	2518	4586	2233	4052	1783	3749	5	6
250	49.89	4	1	18.5 + 18.5	22 + 22	2811	4955	2500	4345	1971	4013	4 + 4	5 + 5
265	48.39	4	1	18.5 + 18.5	22 + 22	3089	5638	2740	4984	2189	4612	4 + 4	5 + 5
280	51.39	4	1	22 + 22	30 + 30	3267	5953	2897	5261	2314	4868	4 + 4	5 + 5
310	57.46	4	1	30 + 30	37 + 37	3623	6585	3214	5816	2564	5380	4 + 4	5 + 5
335	63.12	5	2	22 + 30	30 + 37	4017	7325	3563	6473	2846	5989	5 + 5	6 + 6
360	66.15	5	2	30 + 30	37 + 37	4196	7642	3722	6751	2971	6247	5 + 5	6 + 6
375	68.43	5	2	30 + 37	37 + 45	4330	7879	3841	6960	3065	6439	5 + 5	6 + 6
415	74.84	6	2	30 + 30	37 + 37	4767	8694	4228	7684	3377	7110	5 + 5	6 + 6
450	79.39	6	2	37 + 37	45 + 45	5036	9171	4467	8103	3566	7497	5 + 5	6 + 6

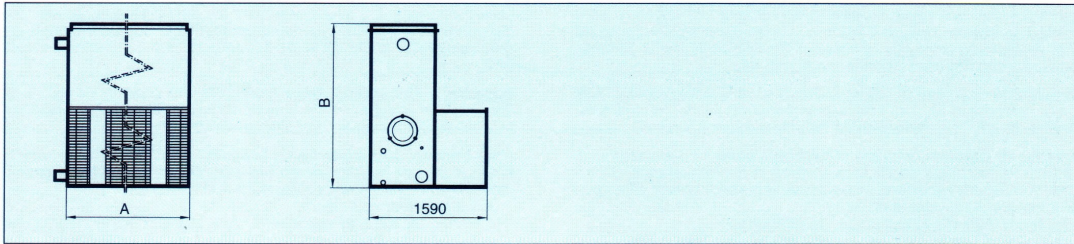
### The maximum operating temperature of standard units is 60°C

- (1) Models within the range 56 to 134 can be selected with various capacities but dimensions, prices and motor powers will vary to suit the specific application.
- (2) Standard units have motor powers as shown in the first column for operation with a maximum external pressure of 50 Pa. For pressures up to 100 Pa increased power motors must be fitted, as indicated in the second column.
- (3) Heat of rejection at indicated temperatures. The highlighted column indicates nominal capacities.
- (4) For minimum ambient temperatures down to –10°C.
- (5) For minimum ambient temperatures down to –20°C.

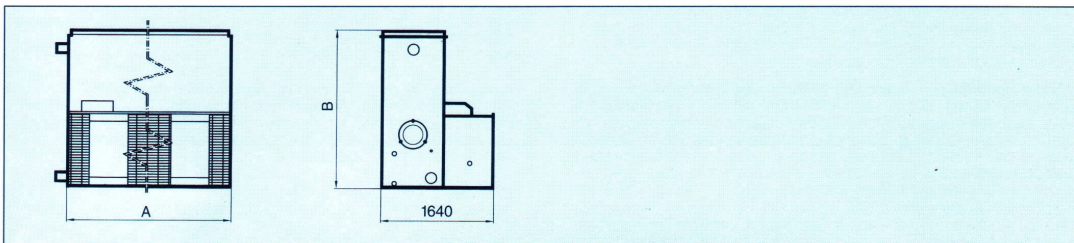


## Dimensions

*Approximate dimensions in mm.*

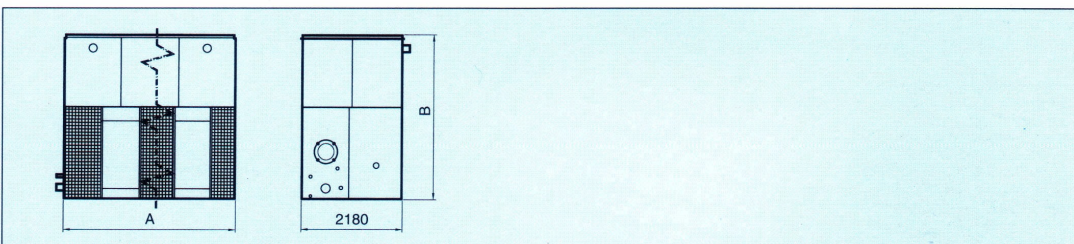


Model	A	B
09	980	1910
12	980	1910
13	980	1910
14	980	2210
24	1880	1910
28	1880	1910
31	1880	2210



Model	A	B
16	1280	2000
18	1280	2000
21	1280	2300
34	2480	2000
38	2480	2000
41	2480	2300
44	2480	2300
51	3680	2000
56	3680	2000
61	3680	2300

Model	A	B
66	3680	2300
70	4880	2000
76	4880	2000
83	4880	2300
88	4880	2300
94	6080	2000
103	6080	2300
109	6080	2300
122	7280	2300
132	7280	2300



Model	A	B
58	1880	3210
64	1880	3210
74	1880	3510
112	3680	3210
125	3680	3210
134	3680	3510
144	3680	3510
160	3680	3510
180	5480	3210
210	5480	3510



Model	A	B
225	5480	3510
250	7280	3210
265	7280	3510
280	7280	3510
310	7280	3510
335	9080	3510
360	9080	3510
375	9080	3510
415	10880	3510
450	10880	3510

## TMR Series

Nominal capacity range from 90 to 4467kW

The TMR range comprises 47 models that satisfy the needs of most air conditioning, refrigeration and process systems. The centrifugal fans allow for quiet operation whilst the overall dimensions permit ease of transport. The maximum width of all models is such that no special permits are required with respect to transportation. Moreover, 27 models within the range with nominal capacities of up to 1310kW are able to be transported in one piece, hence reducing installation costs. Particular care has been taken with protection against atmospheric corrosion as galvanised steel is used with a specially formulated paint finish to give further protection.

Decsa's TMR range of cooling towers have been constantly improved based on many years experience with their operation in a variety of conditions and climates. Decsa's team of skilled engineers developed the range having taken into consideration suggestions from their own sales and service engineers. The modern manufacturing facilities at the factory ensure a high quality finish with each unit being aerodynamically and hydraulically tested prior to shipment.



## F&R Products

Richards Close, Wellington, Somerset, TA21 0BD,  
England

Telephone: 0044 (0) 1823 663281  
Facsimile: 0044 (0) 1823 664378  
E-mail: [sales@fandrproducts.co.uk](mailto:sales@fandrproducts.co.uk)  
Web: [www.fandrproducts.co.uk](http://www.fandrproducts.co.uk)

*We reserve the right to alter the specifications detailed in this brochure without prior notice.*