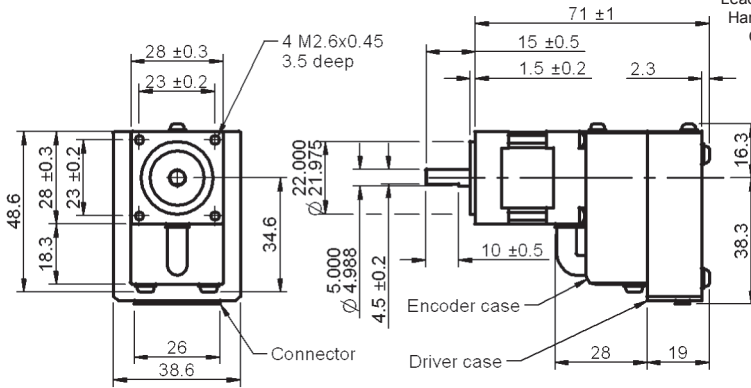




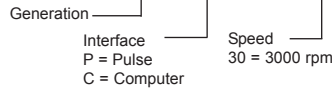
All dimensions in mm

**Associated Products**

- Couplings: page 8-1
- Leadscrews: page 7-1
- Hardware: page 13-1
- Cables: page 2-11



**RCM1 - P - 11 S 30 - RT3**

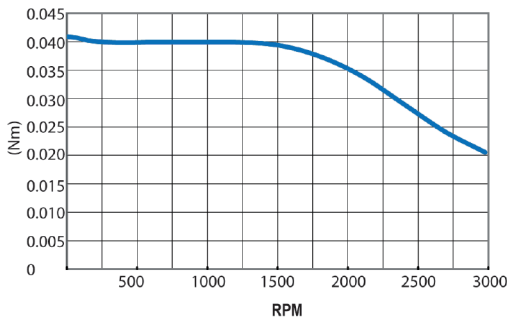


**Specification table**

	<b>RCM1-□-11S30-RT3</b>
Motor output power	9 W
Maximum speed	3,000 rpm
Continuous torque	0.027 Nm
Peak torque	0.039 Nm
Load inertia allowance	80 g-cm <sup>2</sup>
Motor inertia	8g -cm <sup>2</sup>
Input supply current rated (Continuous torque/rated peak torque)	0.8 A/1.0 A
Weight	246 g

**Torque curve**

**RCM1-□-11S30-RT3**



**Technical support**

- Product overview - see [page 2-2](#)
- Technical information - see [page T2-1](#)
- P & C interface - see [page T2-2](#)
- Software interface - see [page T2-3](#)
- Electrical interface - see [page T2-5](#)
- Cables - see [page 2-11](#)
- Accessories - see [page 2-12](#)