

DECKING AND BALUSTRADING

ADD THAT EXTRA DIMENSION
TO YOUR GARDEN



MetsäWood

ADD THAT EXTRA DIMENSION TO YOUR GARDEN

At Metsä Wood we have a range of quality deck boards for both commercial and domestic applications. All of our deck boards come from well managed sustainable forests which are either FSC® or PEFC certified.

Metsä Wood have a suitable deck board for every project whether you want an outdoor dining area, to extend your living space outside or enjoy a sun trap in the garden.

To help you with your project, we have a deck calculator tool so you can work out how much decking you need to purchase as well as installation videos and a deck fixing guide on our website.



Visit metsawood.co.uk/decking for more information or scan the QR code

	CLASSIC SOFTWOOD	THERMOWOOD®	GRASSEDECK®	GRASSEDECK PRO®	WALKSURE®	HARDWOOD	COMPOSITE
Domestic use	•	•	•	•	•	•	•
Commercial use	•	•		•	•	•	•
Low slip				•	•		•
Low maintenance					•		•
Kiln dried	•	•	•	•	•		
Air dried						•	
Preservative treated	•		•	•	•		
Chemical free		•				•	•
Precision finish	•	•	•	•	•	•	•
15 year guarantee	•	•	•	•	•		
10 year guarantee							•
Deck mark approved	•	•	•	•	•	•	•
Deck mark+ approved				•	•		•
FSC® certified	•						•
PEFC certified	•	•	•	•	•		
Independent third party certified timber						•	


For a full explanation of any of these terms, please visit metsawood.co.uk/decking



HARDWOOD

Hardwood offers a rich, natural surface with incredible durability and natural resistance to weather.

Use a high quality deck oil to maintain a rich colour or leave to weather naturally. Our hardwood decking has been procured from a known licenced source and has originated from a forest management unit which has a legal right to harvest timber.



HARDWOOD DECK BOARD DIMENSIONS


Nominal (mm)	Finished Dimensions (mm)	Length (m)
25 x 150	21 x 145	2.4/2.7/3/3.3/3.6/3.9/4.6/4.9

NOTE: HARDWOOD IS AIR DRIED AND IS SUBJECT TO SIZE TOLERANCES OF +5/-10MM

PROFILE



GROOVED ONE SIDE, RIBBED ON REVERSE



PROFILE



INDEPENDENTLY TESTED AND CONFORMS TO HAVING A LOW POTENTIAL FOR SLIP

'SECRET' CLIPS AND FIXINGS PROVIDE A FLUSH, FIXING FREE SURFACE

COMPOSITE

Composite decking provides a natural looking surface that is easy to clean and will last year after year. No need to paint, seal, stain or even waterproof.

Composite is ideal wherever exceptional durability and weather resistance are required. Made from 90% recycled hardwood and polyethylene products, Composite is eco-friendly and long-lasting.



COMPOSITE DECK BOARD

Actual Dimensions (mm)	Length (m)	Colour
21 x 145	3.6	Brown



EDGE TRIM

Actual Dimensions (mm)	Length (m)	Colour
Edge trim (30 x 50)	2.25	Brown



SECRET FIX CLIPS (SCREWS INCLUDED)

Actual Dimensions (mm)	Length (m)	Colour
Fix clips & screws	Pack of 100	

NOTE: COMPOSITE DECKING SHOULD BE INSTALLED USING SECRET FIX CLIPS AND SCREWS. PLEASE REFER TO OUR DECK INSTALLATION GUIDE FOR MORE INFORMATION

CLASSIC SOFTWOOD

Our softwood decking is machined from high quality joinery grade timber, ensuring it will last longer and provide an extremely high quality finish.

Classic softwood decking is available either grooved both sides or grooved one side, smooth on reverse which gives you the option to frame your deck with different textures.



CREATE STEPS AND SPLIT LEVELS TO ENHANCE YOUR DECK



PROFILES



SMOOTH & GROOVED TREATED DECK BOARD DIMENSIONS

Nominal (mm)	Finished Dimensions (mm)	Length (m)
32 x 125	28 x 119	3.6/4.2/4.8
32 x 150	28 x 144	3.6/4.2/4.8/5.4



DUAL GROOVED TREATED DECK BOARD DIMENSIONS

Nominal (mm)	Finished Dimensions (mm)	Length (m)
32 x 125	28 x 119	3.6/3.9/4.2/4.5/4.8/5.1/5.4
32 x 150	28 x 144	3.0/3.3/3.6/3.9/4.2/4.5/4.8/5.1/5.4
38 x 125	32 x 119	3.0/3.3/3.6/3.9/4.2/4.5/4.8/5.1/5.4



WALKSURE®

WalkSure® low slip decking combines rubber and pressure treated softwood deck board and is available in seven colours.

This product provides not only an attractive and colourful alternative to traditional timber decking but also a safe, low slip surface in wet or dry conditions, ideal for play areas and pool surrounds. WalkSure is rated as 'low potential for slip' tested to BS 7976 part 2. Other applications include public walkways, outdoor smoking facilities, leisure complexes, hotels, pubs and clubhouses.



AVAILABLE COLOURS:



NOTE:
* THESE PRODUCTS ARE AVAILABLE TO SPECIAL ORDER



WalkSure™ has been successfully tested to BS 7976 part 2 low potential for slip.



WALKSURE® DECK BOARD DIMENSIONS

Nominal (mm)	Finished Dimensions (mm)	Length (m)
32 x 125	28 x 119	3.6
32 x 125	28 x 119	3.9
32 x 125	28 x 119	4.2
32 x 125	28 x 119	4.5

PROFILE



USE A DECK OIL TO MAINTAIN A RICH COLOUR OR LEAVE TO WEATHER NATURALLY

THERMOWOOD®

The inviting warm tones may resemble hardwood, yet ThermoWood® is made from Scandinavian softwood.

The chemical-free heat treatment used to create ThermoWood® also provides a natural weather resistance in addition to being environmentally friendly.



PROFILE



GROOVED ONE SIDE,
SMOOTH ON REVERSE



THERMOWOOD® DECK BOARD DIMENSIONS

Nominal (mm)	Finished Dimensions (mm)	Length (m)
32 x 125	26 x 118	3/3.3/3.6/3.9/4.2/4.5/4.8/5.1/5.7

GRASSEDECK®

GrasseDeck® brings a new dimension to decking, creating a softer aesthetic working well in contrast to hard landscaping materials.

Elegant, sturdy and featuring artificial 'grass' on treated softwood boards, GrasseDeck® is easy to maintain and is ideally suited for domestic use within gardens.



GRASSEDECK® BOARD DIMENSIONS

Nominal (mm)	Finished Dimensions (mm)	Length (m)
32 x 150	28 x 144	4.5

NOTE: GRASSEDECK® IS NOT AVAILABLE THROUGH INDEPENDENT MERCHANTS. FOR A LIST OF STOCKISTS PLEASE VISIT OUR WEBSITE.



PROFILE



REBATED ON FACE TO ALLOW FOR ARTIFICIAL GRASS, GROOVED ON REVERSE



PROFILE




REBATED ON FACE TO ALLOW FOR ARTIFICIAL GRASS, GROOVED ON REVERSE

GRASSEDECK® PRO

GrasseDeck PRO is a professional grade, low slip, commercial landscaping solution that blends the performance of traditional decking with the aesthetics of real turf.

GrasseDeck PRO is fully DeckMark Plus approved and conforms to the UK Slip Resistance Guidelines, BS 7976 part 2.

An ideal solution for schools, outdoor leisure facilities, entertainment areas, hotel or clubhouse grounds and even outdoor smoking areas.



GRASSEDECK® BOARD DIMENSIONS

Nominal (mm)	Finished Dimensions (mm)	Length (m)
32 x 150	28 x 144	3.6
32 x 150	28 x 144	4.5

GrasseDeck® PRO has been successfully tested to BS 7976 part 2 low potential for slip.

CLASSIC SOFTWOOD BALUSTRADING

To complete your decking area, we have a range of balustrading options including classic softwood balustrade components and pre-drilled kits (shown below).

The softwood balustrading can easily be stained, oiled or left to weather naturally to match the decking and fencing of your choice.

Choose from the solid reliability of the Roman column balustrade, the elegant lines of the turned spindle or, for a more clean, modern look, the square spindle. Each one is finished to the highest standard and guarantees you years of enjoyment in your garden.

The turned and square spindle balustrade systems have been tested for load bearing capabilities to BS6180: Part 1.

Our full range of classic softwood balustrade components are available on our website metsawood.co.uk/decking.

Scan the QR code or visit metsawood.co.uk/decking for instructions on installing our balustrade systems. There are also guidelines on fixing balustrades in accordance with BS 6180: Part 1.



SQUARE SPINDLE

TESTED FOR LOAD BEARING CAPABILITIES TO BS6180: PART 1



TURNED SPINDLE

TESTED FOR LOAD BEARING CAPABILITIES TO BS6180: PART 1



ROMAN COLUMN

BALUSTRADING KITS



TUSCANY BALUSTRADING KIT


An elegant railing combining the natural beauty and strength of wood with curved black aluminium balusters to create a modern blend of style and convenience.

Pre-drilled hand rail and base rail for ease of installation, complete with fixings. Balusters are powder coat painted for longevity and ease of maintenance.

Finished size: 1822mm x 970mm.

Posts not included.

TESTED FOR LOAD BEARING CAPABILITIES TO BS6180: PART 1



CLEARVIEW BALUSTRADING KIT

A glass railing system with high quality preservative treated softwood top and bottom rails, a contemporary treated softwood cap rail and seven clear tempered safety glass panels.

Pre-drilled hand rail and base rail for ease of installation, complete with fixings. Balusters are powder coat painted for longevity and ease of maintenance.

Finished size: 1816mm x 970mm.

Posts not included.

TESTED FOR LOAD BEARING CAPABILITIES TO BS6180: PART 1



TRADITIONAL BALUSTRADING KIT

A wooden hand and base rail complementing a set of smooth black aluminium balusters to create a timeless, classic appeal.

Pre-drilled hand rail and base rail for ease of installation, complete with fixings. Balusters are powder coat painted for longevity and ease of maintenance.

Finished size: 1822mm x 970mm.

Posts not included.

TESTED FOR LOAD BEARING CAPABILITIES TO BS6180: PART 1



PROBUILT BALUSTRADING KIT

An aluminium railing kit, powder coated black, to create an elegant, contemporary feel to enclose your deck area. With a 15 year guarantee, ProBUILT will not rust or rot and requires minimal maintenance.

Supplied with pre-cut 'clip in' spacers to ensure the correct spacing between spindles and comes complete with fixings to ensure a simple and quick installation. The kit can be used with traditional timber posts or the matching coated Aluminium Posts.

Finished size: 1879mm x 1100mm.

Posts are supplied separately.

TESTED FOR LOAD BEARING CAPABILITIES TO BS6180: 2011

CARING FOR THE ENVIRONMENT

Metsä Wood has always been committed to forestry practices that let everybody enjoy the natural beauty of wood, without making the environment pay the price. As long as stocks are carefully managed, wood is a fully renewable resource, and that's why we work with suppliers to make sure we put back everything we take from the environment. We also support Forest Certification and Chain of Custody - it's our guarantee that the wood we source only ever comes from well-managed, sustainable forests.

At Metsä Wood we take all our corporate responsibilities very seriously, not just through the timber we supply. The people we employ, the communities and countries in which we operate, and the way in which we work, are all central to our thinking. If you would like to find out more about our corporate responsibility, you can find all our policies at www.metsawood.co.uk

Products in this brochure which are certified in accordance with the rules of the Programme for the Endorsement of Forest Certification (PEFC) or the Forest Stewardship Council® (FSC®) are highlighted accordingly.



The DeckMark® and DeckMark Plus™ Certification Schemes recognise quality assurance standards and confirm the products within this brochure are fit for purpose and of the highest standard.

For more information and a list of stockists in your area visit www.metsawood.co.uk or call 0800 00 44 44

Metsä Wood is a wood products company delivering service-oriented solutions developed in collaboration with its customers. Its premium solutions are based on ecological, high quality Nordic wood as a raw material.

Wood is the only building material that is truly renewable, if well managed. Forest certification schemes give assurance that the timber is legal and from sustainable sources. Metsä Wood sources certified timber over uncertified and is an approved Chain of Custody supplier.

MW0195 FEB 14.

The photographs in this brochure are for illustration purposes only.

Metsä Wood reserves the right to change the range without notice.

Every effort has been made to ensure that colours are accurate within the limitations of natural lighting conditions and the four colour printing process.

METSÄ WOOD

Telephone: 0800 00 44 44
Email: uk@metsagroup.com
www.metsawood.co.uk

