

5

COLOURS

2

SIZES

1

FINISHES

www.grestec.co.uk

# Bosco

porcelain stone



PND9341



PND9340



PND9339



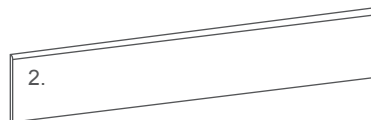
PND9342



PND9343



1.



2.

	SIZE	THICKNESS	FINISHES
1.	200x905	11MM	NAT

	SKIRTING
2.	100x603



5

COLOURS

2

SIZES

1






FINISHES

www.grestec.co.uk

Bosco

technical specification



Technical Characteristic	Standard	Average Values
 Water absorption	ISO 10545-3	Conforms
 Bending strength	ISO 10545-4	>45N/mm <sup>2</sup>
Breaking strength	ISO 10545-4	Conforms
 Deep abrasion resistance	ISO 10545-6	Not applicable
 Coefficient of linear thermal expansion	ISO 10545-8	$\alpha < 7 \times 10^{-6} \text{C}^{-1}$
 Resistance to thermal shock	ISO 10545-9	Resistant
 Frost resistance	ISO 10545-12	Resistant
 Resistance to chemical attack	ISO 10545-13	Resistant
Stain resistance	ISO 10545-14	Resistant



5

COLOURS

2

SIZES

1

FINISHES

www.grestec.co.uk

Bosco

maintenance



#### INITIAL WASHING

The initial washing is fundamental for good treatment results. The initial washing is aimed at removing any laying residues and building grime.

Product	Deterdek (1:5 diluted in water)
Coverage	Deterdek (5 l per 100m <sup>2</sup> )
Equipment	Single-disc professional polisher, liquid vacuum cleaner and cloth
Procedure	<ul style="list-style-type: none"> <li>• After the floor is swept and soaked with water, spread the diluted Deterdek onto the floor.</li> <li>• Then scour with single-disc professional polisher.</li> <li>• Vacuum the residue, rinse the floor well and then mop with a liquid vacuum cleaner or a cloth.</li> </ul>

#### ROUTINE MAINTENANCE

The aim of the routine maintenance is to remove dirt and scuff marks. The routine maintenance must be carried out regularly.

Product	Filacleaner (Diluted in warm water)
Equipment	Cloth or mop
Procedure	<ul style="list-style-type: none"> <li>• Dilute Filacleaner in warm water</li> <li>• Wipe a cloth wet with the solution over the floor</li> <li>• Rinse the floor in case of concentrated solutions of Filacleaner</li> </ul> <p>(For large areas the use of a cleaning machine is recommended)</p>

#### SPECIAL MAINTENANCE

Special maintenance is carried out in case of very stubborn dirt, when the routine maintenance is not enough to restore the original look of the surface.

Product	Fila PS/87 (1:5 diluted in water)
Coverage	5 l per 100m <sup>2</sup> (when diluted 1:5)
Equipment	Single-disc professional polisher
Procedure	<ul style="list-style-type: none"> <li>• Dilute Fila PS/87 in 1:5 in water</li> <li>• Apply to the floor previously soaked with water and leave for a few minutes</li> <li>• Scrub with a single disc professional polisher</li> <li>• Mop up residue with a liquid vacuum cleaner or cloth</li> </ul>

