

# Plinth | 2000

## Instructions for ordering new upholstery

Replacement upholstery is a key part to extend the useful working life of a couch, helping reduce the risk of infection and keeping the couch looking smart and clean for patients.

Please use the following simple guidelines to ensure that the parts you order are correct size, shape and colour.

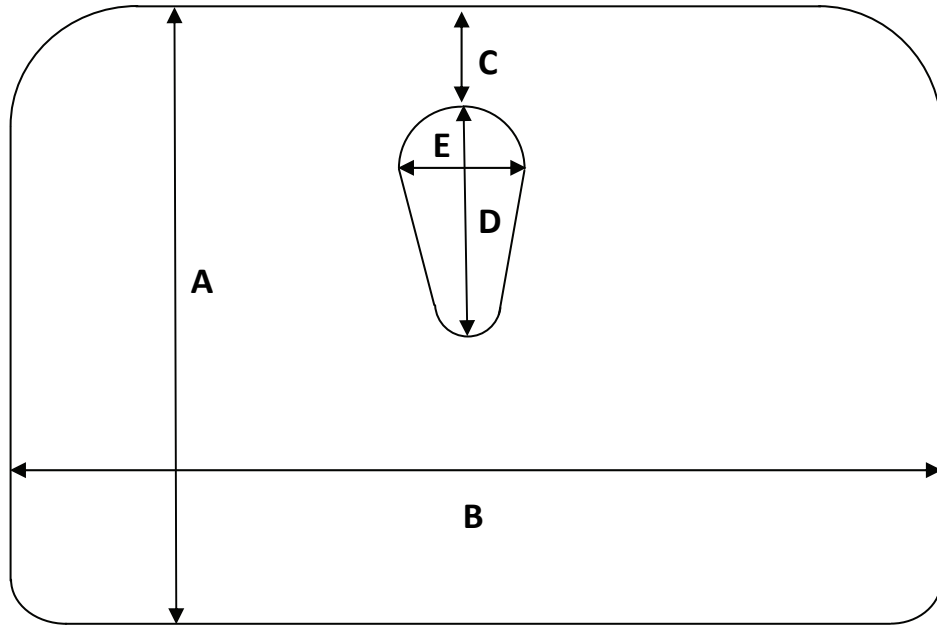
**1. Plinth Co or Plinth 2000 couches only:** Please provide us with the serial number of the couch and the advise of the section required. If a serial number cannot be found then please use one of the following forms making a clear note that it is a Plinth couch. We will then supply one of our standard tops which will use the existing bolt fixings on the couch.

**2. Other makes of couch:** Please use the following forms to place your order detailing the dimensions, colour required and make of couch. We will then make tops to your dimensions and they can be fixed using wood screws as we are unlikely to be able to identify the location of original fixings.

Colour matches cannot be guaranteed due to a number of factors such as ageing of fabrics, variations within batches of the fabric itself and some fabrics may even be discontinued. We will always do our best to get as close a match as possible and a serial number (plinth couches) or sample of fabric with the order will help enormously.

Forms can be printed and faxed to 01449 766122 or e-mailed on [sales@plinth2000.com](mailto:sales@plinth2000.com) Please note: We are unable to accept any returns for incorrectly ordered items.

# Plinth | 2000



Make:

Colour:

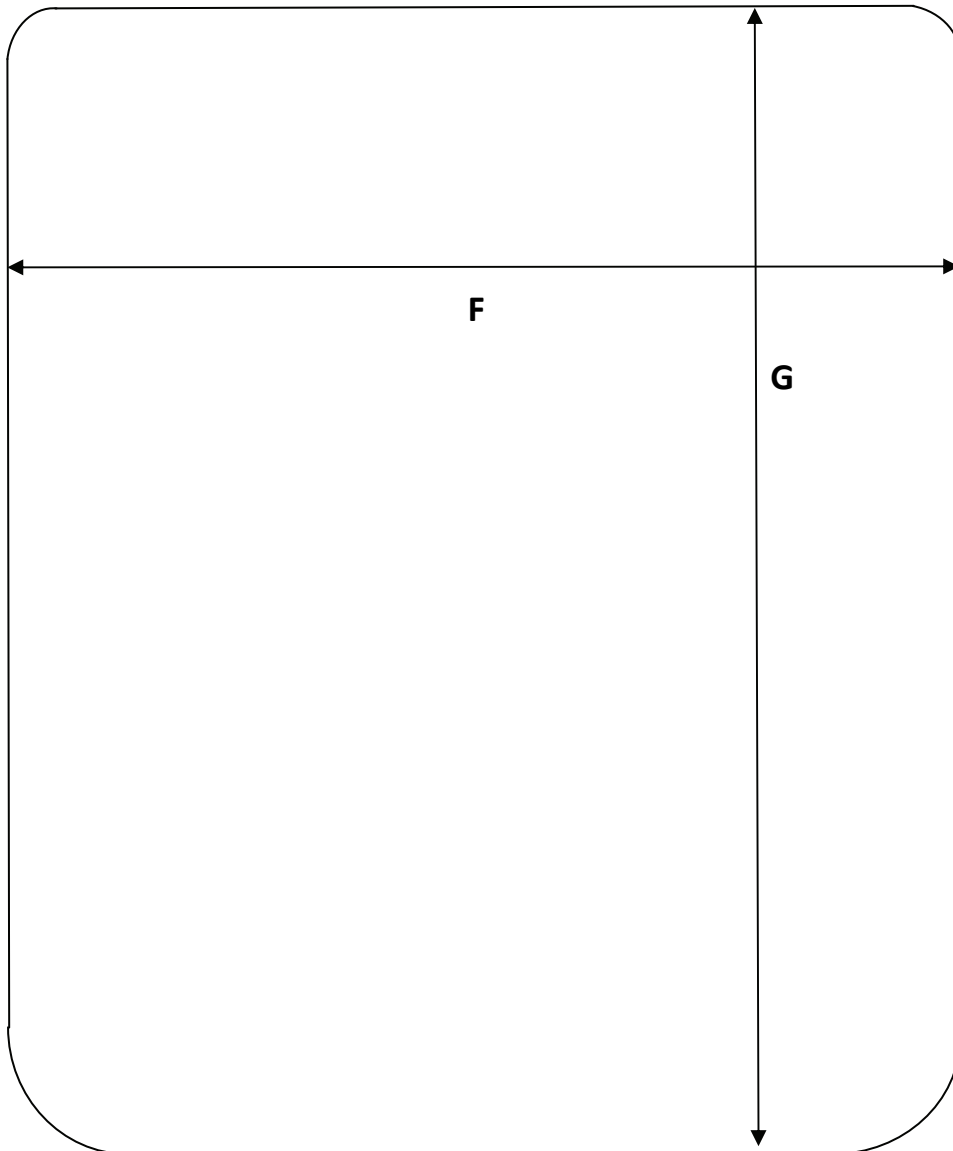
A cm

B cm

C cm


D cm

E cm



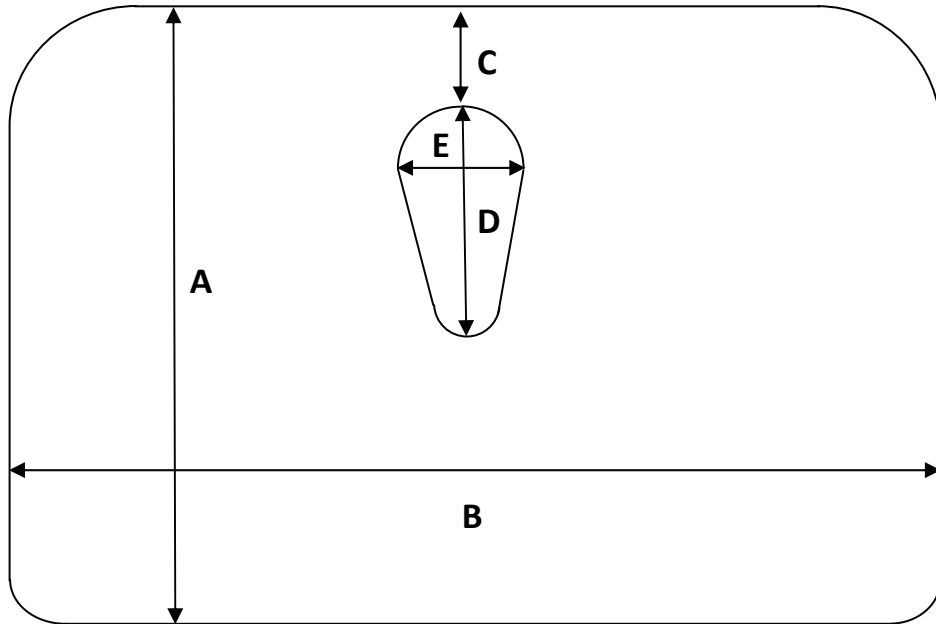
F cm

G cm



J cm

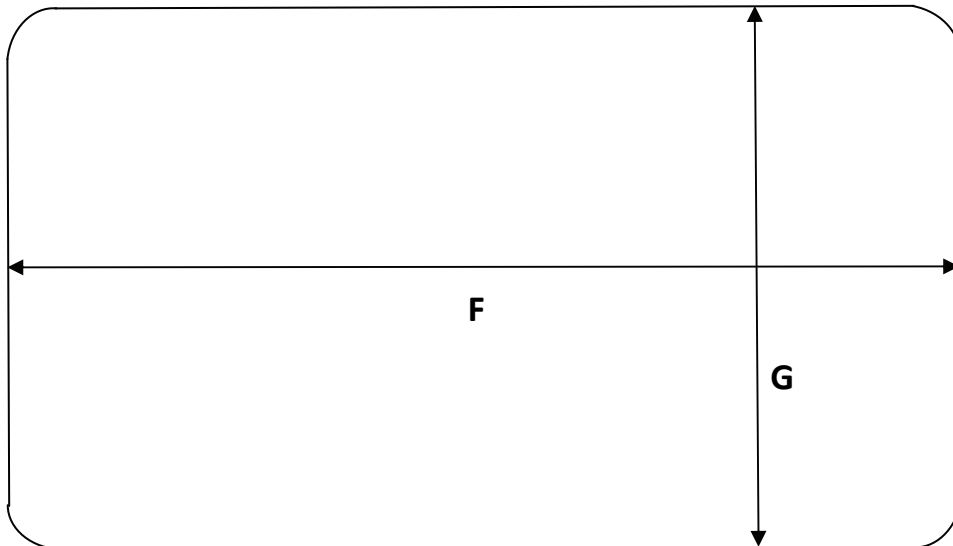
# Plinth | 2000



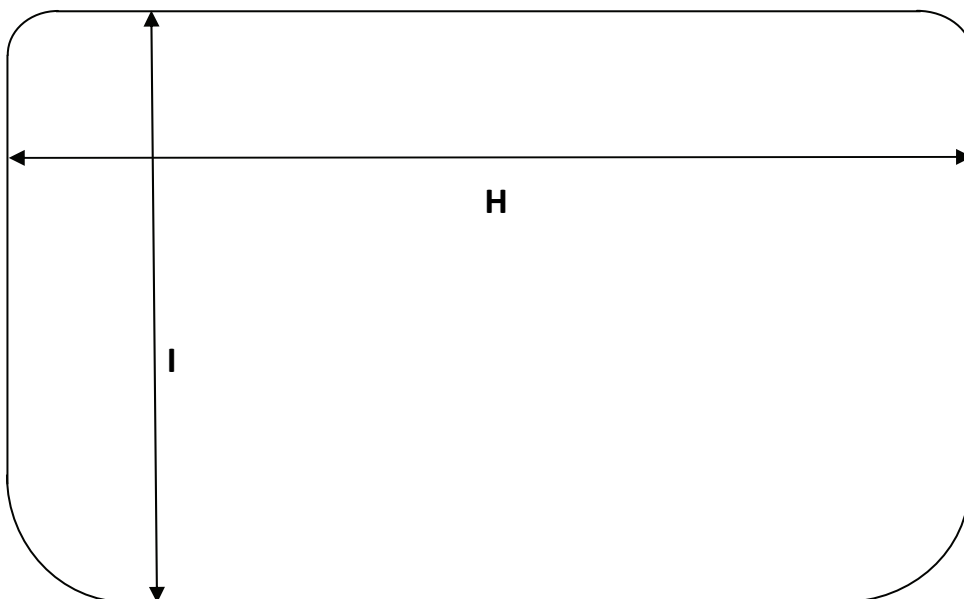
Make:

Colour:


A cm  
B cm  
C cm  
D cm  
E cm



F cm  
G cm



H cm  
I cm



J cm