




Mitre corner plates assembly guide for balcony 1 system handrails



Slide corner joint plate into one of the handrails and tighten screws



Balcony Systems Solutions Limited


Unit 6, Systems House, Eastbourne Road, Blindley Heath, Surrey RH7 6JP

Tel: 01342 410 411 Fax: 01342 410412 – Registration No: 6937600 VAT reg no: 975 6213 93

www.balconette.co.uk



Slide Mitre plate onto corner plate



Slide second side of handrail onto corner plate



Bring handrail to butt up to mitre plate

Balcony Systems Solutions Limited

Unit 6, Systems House, Eastbourne Road, Blindley Heath, Surrey RH7 6JP

Tel: 01342 410 411 Fax: 01342 410412 – Registration No: 6937600 VAT reg no: 975 6213 93

www.balconette.co.uk



Balcony

Sophisticated Solutions!



Tighten all screws



Balcony Systems Solutions Limited


Unit 6, Systems House, Eastbourne Road, Blindley Heath, Surrey RH7 6JP

Tel: 01342 410 411 Fax: 01342 410412 – Registration No: 6937600 VAT reg no: 975 6213 93

www.balconette.co.uk



Closed corner viewed from above



Closed corner viewed from above



Balcony Systems Solutions Limited

Unit 6, Systems House, Eastbourne Road, Blindley Heath, Surrey RH7 6JP


Tel: 01342 410 411 Fax: 01342 410412 – Registration No: 6937600 VAT reg no: 975 6213 93

www.balconette.co.uk



Balcony

Sophisticated Solutions!



Balcony Systems Solutions Limited

Unit 6, Systems House, Eastbourne Road, Blindley Heath, Surrey RH7 6JP

Tel: 01342 410 411 Fax: 01342 410412 – Registration No: 6937600 VAT reg no: 975 6213 93

www.balconette.co.uk