




That's The Level!

Seetru Limited



IF GREEN BAND IS
VISIBLE RESET INDIC

BRISTOL-UK
REF. G352
L.T.R.S. 500
S.G. 0.99 MAX. PRESSURE 16
MAX TEMP 180C 0.7



Marine Liquid Level Gauges

Edition 1



Celebrating Over 60 Years Of Quality, Innovation & Service

Seetru Limited



The Company

Seetru Limited was founded in 1949 with the aim of producing the finest liquid level gauges so customers could see the true level even under the most severe conditions.

This philosophy of making the finest through innovation continued with the introduction of the Seetru range of pressure relief devices, circa 1950; the Seetru Tutchtite® sealing system revolutionized the safety valve market with valves that do not leak even after repeated popping and for high pressures.

Today, Seetru have an extensive range of pressure relief valves and liquid level gauges which carry a wide range of international approvals and are supplied worldwide.



The Products

Seetru are manufacturers of safety relief and other special purpose ancillary valves for a wide range of compressed air, industrial gas, refrigerants, powder, steam, liquid and liquefied gas applications.

These valves meet important international standards which include: BS 6759 Parts 2 & 3, AD-Merkblatt A2, ISO 4126 and ASME Section VIII design codes as well as type test approvals from TÜV and the National Board. The products comply with the requirements of the European Pressure Equipment Directive 97/23/EC (PED) and are available with both the CE mark as well as the UV stamp, and have wide international approvals such as the Russian GOST and RTN and the Canadian CRN.

Seetru also has a wide range of special purpose valves, which are largely for the compressed air industry and for medium sized industrial diesel engines. These include minimum pressure valves for screw type compressors and air starting valves for medium size industrial and marine diesel engines.

Seetru liquid level gauges are primarily of two types, sight gauges and magnetic float by-pass gauges. Many of the gauges are direct reading though most have optional electronic remote reading systems and computer interfaces. The range includes the Quickmount, Seemag and CPI gauges for industrial and chemical applications and the Seeflex for marine applications.

The company's substantial design and development department, which includes TÜV approved testing facilities, enables it to provide extensive bespoke design, advisory and manufacturing services to develop or adapt individual products for new applications.

Tel: +44 (0)117 927 9204 Fax: +44 (0)117 929 8193 Email: sales@seetru.com Web: www.seetru.com

Ship Building & Offshore G35 Seemag



Suitable for
Flammable
liquids

The Seetru 'G35' Seemag® Magnetic Gauge

The Seetru Seemag® tank content indicator or gauge is a high quality yet economical magnetic level indicator. Its unique design offers considerable advantages over conventional magnetic gauges including accurate step-less reading with all round visibility and the option of high/low level alarms with remote digital reading.

The Seemag gauge meets the requirements of SOLAS (Safety Of Lives At Sea), and is also type approved by many worldwide shipping authorities including; Det Norske Veritas (DNV), RINA, Lloyds Register of Shipping, American Bureau of Shipping (ABS) and Germanischer Lloyds.

G35 Seemag® specifications

| | | |
|---------------------|--|---------|
| Maximum temperature | 180 °C | |
| Maximum pressure | 16.5 bar | |
| Valve materials | Stainless steel | |
| Connections | Threaded connections, flanged connections or stub pipe for welding | |
| Seal materials | PTFE | |
| Guard tube material | Polycarbonate | |
| Lengths | Minimum: | 500 mm |
| | Maximum: | 5000 mm |
| Valve types | Valveless (¼ Turn ball isolation valves available) | |
| Densities | 0.6 to 2.0 SG. | |



Magnetic bypass design

The gauge utilises a marker strip on a movable carriage fitted on the outside of a stainless steel tube, which by way of magnets moves up and down in unison with a float inside the tube. The marker strip is adjustable to suit the specific gravity of the liquid to be measured.

Ease of installation and maintenance

The Seemag liquid level gauge can be provided with a variety of end fittings to customer requirement. These include stub pipe for welding, ball valves, and flanges. The gauge is fitted with blanking plugs at the top and bottom of the gauge column. These can be easily removed to allow cleaning of the gauge column.

Tank calibration

A scale plate graduated in mm is incorporated into the Perspex front cover of the Seemag gauge. Other scale plates can be supplied graduated to customer requirement.

Tank connection

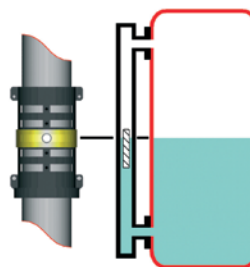
Seemag gauges are closed circuit design and both the top and bottom of the gauge is fitted to the tank.

Alarms and electronic/digital outputs

Options available include electronic high and low level alarm sensors, continuous electronic read out signals and displays as well as a digital data feed for direct computer interfaces and digital control systems.

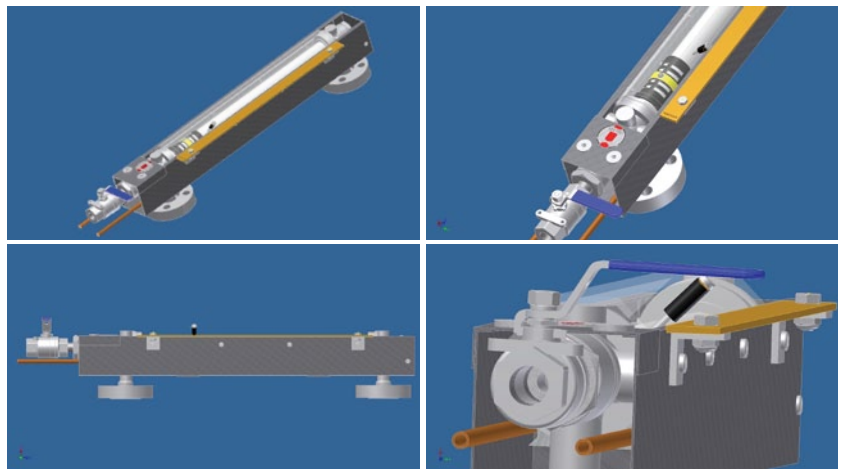
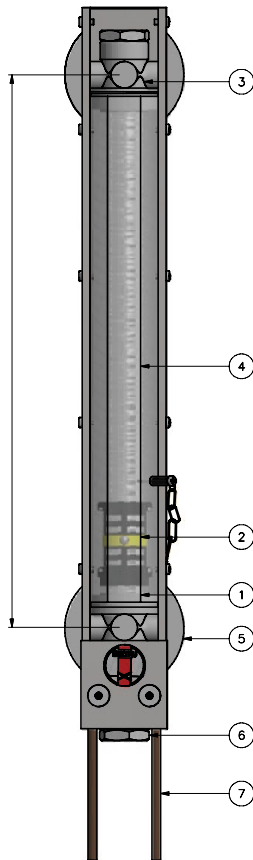
Heating system for high viscosity liquids

The Seemag gauge is available with an electrical, steam or thermal oil trace heating system. This heats the tube to allow the measurement of high viscosity fluids, such as heavy fuel oils on ships.



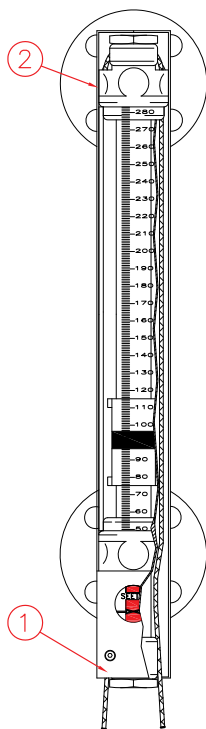


Steam Trace Heating G35 Seemag



| ITEM | QTY | NAME | MATERIAL | PART NUMBER |
|------|-----|---------------------|----------|-------------|
| 7 | 1 | STEAM HEATING | - | GS823200 |
| 6 | 1 | DRAIN | ST. STL | GS672200 |
| 5 | 2 | ADAPTOR/FLANGE ASSY | ST. STL | GS608200 |
| 4 | 1 | TUBE/COLLAR ASSY | ST. STL | GS627200 |
| 3 | 1 | C ONSTRUCTION | ST. ST. | GS606200 |
| 2 | 1 | SLEEVE | PPS | GS601200 |
| 1 | 1 | FLOAT | ST. STL | GS650200 |

| | | | | |
|---|---|--|---|---|
| <p>ALBION DOCKSIDE WORKS BRISTOL BST 6UT ENGLAND TEL: +44 (0) 117 927 9204 FAX: +44 (0) 117 929 8193 www.seetru.com</p> | <p>COPYRIGHT IN THIS DRAWING IS THE PROPERTY OF SEETRU LIMITED. THE INFORMATION AND DESIGN CONTAINED HEREIN IS PROPRIETARY TO SEETRU LIMITED AND ALSO SUBJECT TO THE DESIGN RIGHTS OF SEETRU LIMITED. THE DRAWING IS NOT TO BE REPRODUCED, COPIED, LENT OR DISPOSED OF OR THE INFORMATION THEREON CONTAINED IMPARTED TO THIRD PARTIES, DIRECTLY OR INDIRECTLY, FOR ANY PURPOSE OTHER THAN THAT FOR WHICH IT WAS SPECIFICALLY FURNISHED WITHOUT THE WRITTEN CONSENT OF SEETRU.</p> | <p>THIRD ANGLE PROJECTION</p> | <p>DRG. No.</p> <p>Gauge No. G3523220</p> <p>Column No. G3523252000</p> | <p>TITLE</p> <p>STEAM HEAT TRACE SEEMAG GAUGE.</p> |
| | | <p>CAD GENERATED DRAWING NO MANUAL REVISIONS ALLOWED</p> | <p>DATE</p> <p>26/07/2012</p> | <p>MATERIAL</p> <p>SEE L.O.P</p> |
| | | <p>ALL DIMENSIONS IN MILLIMETRES UNLESS STATED</p> | <p>SCALE</p> <p>NTS</p> | <p>FINISH</p> <p>U/O</p> |
| | | <p>DO NOT SCALE DRAWING</p> | <p>ISSUE</p> <p>1</p> | <p>LIMITS UNLESS STATED:</p> <p>DECIMAL PLACES (X) ±0.25</p> <p>WHOLE NUMBERS (X) ±0.5</p> <p>ANGLES ±0.5°</p> <p>CASTINGS ±0.8</p> |



| PARTS LIST | |
|------------|---------------------|
| 1 | 8mm O/D COPPER TUBE |
| 2 | ENCLOSURE |

STEAM HEATING
8mm O/D COPPER TUBE IS ATTACHED TO THE REAR GUARD TUBE IN A CONTINUOUS LOOP, FROM BOTTOM OF THE INDICATOR.

THE ENCLOSURE IS THEN FITTED AROUND THE INDICATOR TO PROTECT THE COPPER TUBE.

STEAM CAN BE FED THROUGH THE PIPE TO HEAT THE LIQUID IN THE BY-PASS TUBE.

EXAMPLE
AMBIENT AIR TEMPERATURE = 20°C
STEAM PRESSURE 1.5 BAR = 68°C LIQUID TEMPERATURE
STEAM PRESSURE 3 BAR = 85°C LIQUID TEMPERATURE

NOTE:
MAXIMUM WORKING TEMPERATURE SHOULD NOT EXCEED 180°C.

| | | | | | |
|---|---|--|--------------------------------|--|--|
| <p>ALBION DOCKSIDE WORKS BRISTOL BST 6UT ENGLAND TEL: +44 (0) 117 927 9204 FAX: +44 (0) 117 929 8193 www.seetru.com</p> | <p>COPYRIGHT IN THIS DRAWING IS THE PROPERTY OF SEETRU LIMITED. THE INFORMATION AND DESIGN CONTAINED HEREIN IS PROPRIETARY TO SEETRU LIMITED AND ALSO SUBJECT TO THE DESIGN RIGHTS OF SEETRU LIMITED. THE DRAWING IS NOT TO BE REPRODUCED, COPIED, LENT OR DISPOSED OF OR THE INFORMATION THEREON CONTAINED IMPARTED TO THIRD PARTIES, DIRECTLY OR INDIRECTLY, FOR ANY PURPOSE OTHER THAN THAT FOR WHICH IT WAS SPECIFICALLY FURNISHED WITHOUT THE WRITTEN CONSENT OF SEETRU.</p> | <p>THIRD ANGLE PROJECTION</p> | <p>DRWN</p> <p>J.Feurtdo</p> | <p>DRG. No.</p> <p>SEEMAG G35</p> | <p>TITLE</p> <p>MAGNETIC LIQUID LEVEL INDICATOR WITH STEAM HEATING</p> |
| | | <p>CAD GENERATED DRAWING NO MANUAL REVISIONS ALLOWED</p> | <p>DATE</p> <p>20.08.12</p> | <p>MATL.</p> <p>-</p> | |
| | | <p>ALL DIMENSIONS IN MILLIMETRES UNLESS STATED</p> | <p>CHECKED</p> <p>J.Carter</p> | <p>FINISH</p> <p>-</p> | |
| | | <p>DO NOT SCALE DRAWING</p> | <p>DATE</p> <p>20.08.12</p> | <p>U/O</p> <p>DATA SHEET INFORMATION</p> | |

Electric Trace Heating G35 Seemag



| ITEM | QTY | NAME | MATERIAL | PART NUMBER |
|------|-----|-----------------------|----------|-------------|
| 8 | 1 | DRAIN | ST.STL | GSA672200 |
| 7 | 1 | SCALE PLATE ASSY | ST.STL | GSA701200 |
| 6 | 1 | HEAT TRACE ASSY | | GSA700200 |
| 5 | 2 | ADAPTOR & FLANGE ASSY | ST. STL | GSA608200 |
| 4 | 1 | TUBE/COLLAR ASSY | ST. STL | GSA705200 |
| 3 | 1 | CONSTRUCTION | ST.STL | GSA606200 |
| 2 | 1 | SLEEVE | PPS | GSA601530 |
| 1 | 1 | FLOAT | ST. STL | GSA650200 |

| | | | | | |
|--|---|---|-------------------------------|--|---|
| ALBION DOCKSIDE WORKS BRISTOL BS1 6UT ENGLAND TEL: +44 (0) 117 927 9294 FAX: +44 (0) 117 928 8193 www.seetru.com | COPYRIGHT IN THIS DRAWING IS THE PROPERTY OF SEETRU LIMITED. THE INFORMATION AND DESIGN CONTAINED HEREIN IS PROPRIETARY TO SEETRU LIMITED AND ALSO SUBJECT TO THE DESIGN RIGHTS OF SEETRU LIMITED. THE DRAWING IS LENT WITHOUT CONSIDERATION OTHER THAN THE BORROWER'S AGREEMENT THAT IT IS NOT TO BE REPRODUCED, COPIED, LENT OR DISPOSED OF OR THE INFORMATION THEREIN CONTAINED IMPARTED TO THIRD PARTIES, DIRECTLY OR INDIRECTLY, NOR USED FOR ANY PURPOSE OTHER THAN THAT FOR WHICH IT WAS SPECIFICALLY FURNISHED WITHOUT THE WRITTEN CONSENT OF SEETRU. | THIRD ANGLE PROJECTION | DRAWN DATE 20/04/2012 | DRG. No. G3523220 COLUMN No. G3523351000 | TITLE SEEMAG GAUGE WITH ELECTRONIC HEAT TRACE MATERIAL SEE L.O.P |
| | | CAD GENERATED DRAWING NO MANUAL REVISIONS ALLOWED | CHECKED DATE 20/04/2012 | FINISH U/O | |
| | | ALL DIMENSIONS IN MILLIMETRES UNLESS STATED DO NOT SCALE DRAWING | SCALE NTS | LIMITS UNLESS STATED: DECIMAL PLACES (X) ±0.25 WHOLE NUMBERS (X) ±0.5 ANGLES ±0.5° CASTINGS ±0.8 | |
| | | | ISSUE 1 | | |

PARTS LIST

| | |
|---|---------------------|
| 1 | 60W/M HEATING CABLE |
| 2 | INSULATED ENCLOSURE |
| 3 | CONTROL BOX |

TRACE HEATING
 A CONTINUOUS LOOP OF TRACE HEATING CABLE IS ATTACHED TO THE REAR GUARD TUBE OF THE INDICATOR. THE CABLE IS TERMINATED AT THE END TO A CONTROL BOX WHICH CAN BE USED TO REGULATE THE TEMPERATURE IN THE INDICATOR VIA A TEMPERATURE PROBE.

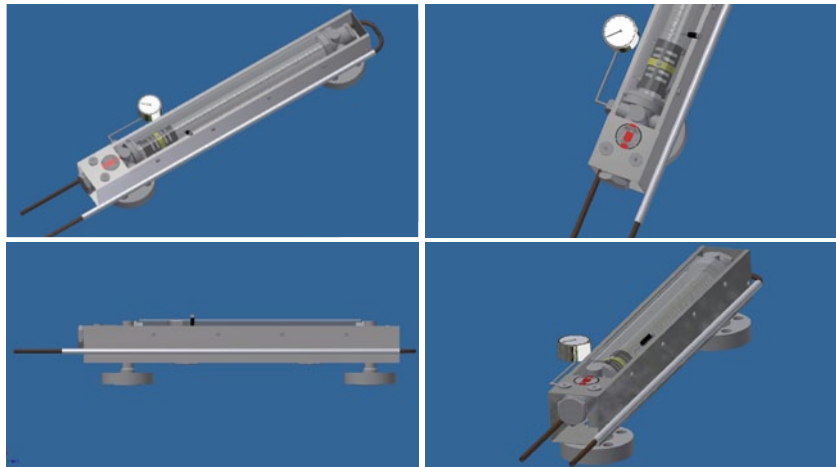
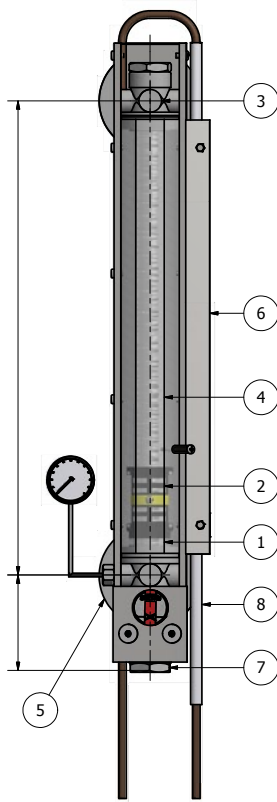
CONTROL BOX
 VOLTAGE SUPPLY 220-240V
 WITH TEMPERATURE DISPLAY AND PROBE.

EXAMPLE
 AMBIENT AIR TEMPERATURE = 20°C
 50°C TO 60°C LIQUID TEMPERATURE IN INDICATOR MAXIMUM.

| | | | | | |
|--|---|---|-----------------------------|--|---|
| ALBION DOCKSIDE WORKS BRISTOL BS1 6UT ENGLAND TEL: +44 (0) 117 927 9294 FAX: +44 (0) 117 928 8193 www.seetru.com | COPYRIGHT IN THIS DRAWING IS THE PROPERTY OF SEETRU LIMITED. THE INFORMATION AND DESIGN CONTAINED HEREIN IS PROPRIETARY TO SEETRU LIMITED AND ALSO SUBJECT TO THE DESIGN RIGHTS OF SEETRU LIMITED. THE DRAWING IS LENT WITHOUT CONSIDERATION OTHER THAN THE BORROWER'S AGREEMENT THAT IT IS NOT TO BE REPRODUCED, COPIED, LENT OR DISPOSED OF OR THE INFORMATION THEREIN CONTAINED IMPARTED TO THIRD PARTIES, DIRECTLY OR INDIRECTLY, NOR USED FOR ANY PURPOSE OTHER THAN THAT FOR WHICH IT WAS SPECIFICALLY FURNISHED WITHOUT THE WRITTEN CONSENT OF SEETRU. | THIRD ANGLE PROJECTION | DRAWN DATE 20.08.12 | DRG. No. SEEMAG G35 | TITLE MAGNETIC LIQUID LEVEL INDICATOR WITH TRACE HEATING |
| | | CAD GENERATED DRAWING NO MANUAL REVISIONS ALLOWED | CHECKED DATE 20.08.12 | FINISH — | |
| | | ALL DIMENSIONS IN MILLIMETRES UNLESS STATED DO NOT SCALE DRAWING | SCALE NTS | LIMITS UNLESS STATED: DECIMAL PLACES (X) ±0.25 WHOLE NUMBERS (X) ±0.5 ANGLES ±0.5° CASTINGS ±0.8 | |
| | | | ISSUE D | U/O DATA SHEET INFORMATION | |

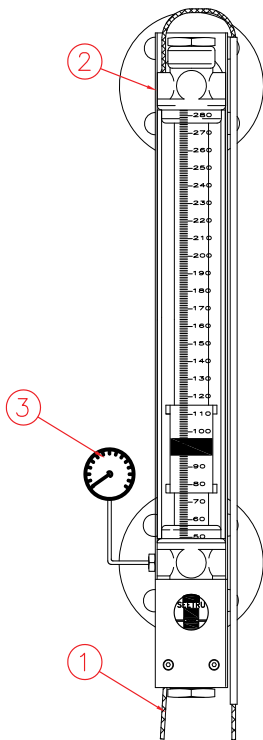
M

Thermal Oil Trace Heating G35 Seemag



| ITEM | QTY | DESCRIPTION | PART NUMBER |
|------|-----|---------------------|-------------|
| 8 | 1 | OIL HEATING ASSY | GSA826200 |
| 7 | 1 | DRAIN | GSA672200 |
| 6 | 1 | SCALE PLATE ASSY | GSA701200 |
| 5 | 2 | ADAPTOR/FLANGE ASSY | GSA668200 |
| 4 | 1 | TUBE/COLLAR ASSY | GSA702200 |
| 3 | 1 | CONSTRUCTION | GSA606200 |
| 2 | 1 | SLEEVE | GSA601530 |
| 1 | 1 | FLOAT | GSA650200 |

| | | | | | | |
|--|--|--|----------------------------|--|---|---|
| <p>ALBION DOCKSIDE WORKS BRISTOL BS1 6JTT ENGLAND TEL: +44 (0) 117 927 9294 FAX: +44 (0) 117 928 8193 www.seetru.com</p> | <p>COPYRIGHT IN THIS DRAWING IS THE PROPERTY OF SEETRU LIMITED. THE INFORMATION AND DESIGN CONTAINED HEREIN IS PROPRIETARY TO SEETRU LIMITED AND ALSO SUBJECT TO THE DESIGN RIGHTS OF SEETRU LIMITED. THE DRAWING IS LENT WITHOUT CONSIDERATION OTHER THAN THE BORROWER'S AGREEMENT THAT IT IS NOT TO BE REPRODUCED, COPIED, LENT OR DISPOSED OF OR THE INFORMATION THEREON CONTAINED IMPARTED TO THIRD PARTIES, DIRECTLY OR INDIRECTLY, NOR USED FOR ANY PURPOSE OTHER THAN THAT FOR WHICH IT WAS SPECIFICALLY FURNISHED WITHOUT THE WRITTEN CONSENT OF SEETRU.</p> | <p>THIRD ANGLE PROJECTION</p> | <p>DRAWN</p> <p>DATE</p> | <p>Jamie Meschin</p> <p>12/07/2012</p> | <p>DRG. No.</p> <p>G3523HH0</p> <p>COLUMN No.</p> <p>G3523253000</p> <p>TAG No.</p> | <p>TITLE</p> <p>OIL HEATING SEEMAG GAUGE WITH BLANK SCALE PLATE</p> |
| | | <p>CAD GENERATED DRAWING</p> <p>NO MANUAL REVISIONS ALLOWED</p> | <p>CHECKED</p> <p>DATE</p> | <p>Jason Carter</p> <p>12/07/2012</p> | <p>MATERIAL</p> <p>SEE L.O.P</p> | |
| | | <p>ALL DIMENSIONS IN MILLIMETRES UNLESS STATED</p> <p>DO NOT SCALE DRAWING</p> | <p>SCALE</p> <p>ISSUE</p> | <p>NTS</p> <p>1</p> | <p>LIMITS UNLESS STATED:</p> <p>DECIMAL PLACES (X) ±0.25</p> <p>WHOLE NUMBERS (X) ±0.5</p> <p>ANGLES ±0.5°</p> <p>CASTINGS ±0.8</p> | |
| | | <p>FINISH</p> <p>U/O</p> | | | | |



PARTS LIST

| | |
|---|---------------------|
| 1 | 6mm O/D COPPER TUBE |
| 2 | INSULATED ENCLOSURE |
| 3 | THERMOMETER |

OIL HEATING

6mm O/D COPPER TUBE IS ATTACHED TO THE REAR GUARD TUBE, FROM BOTTOM OF THE INDICATOR AND THEN EXITS THE INDICATOR AT THE TOP. IT THEN RUNS DOWN THE OUTSIDE OF THE INDICATOR IN ONE CONTINUOUS LOOP.

THE ENCLOSURE IS THEN FITTED AROUND THE INDICATOR TO PROTECT THE COPPER TUBE.

OIL CAN BE FED THROUGH THE PIPE TO HEAT THE LIQUID IN THE BY-PASS TUBE.

EXAMPLE

AMBIENT AIR TEMPERATURE = 20°C
50°C TO 70°C LIQUID TEMPERATURE IN INDICATOR WHEN SUPPLIED WITH 108°C OIL.

NOTE:

MAXIMUM WORKING TEMPERATURE SHOULD NOT EXCEED 180°C.

| | | | | | | |
|--|--|--|-------------------------------|-----------------------------------|---|--|
| <p>ALBION DOCKSIDE WORKS BRISTOL BS1 6JTT ENGLAND TEL: +44 (0) 117 927 9294 FAX: +44 (0) 117 928 8193 www.seetru.com</p> | <p>COPYRIGHT IN THIS DRAWING IS THE PROPERTY OF SEETRU LIMITED. THE INFORMATION AND DESIGN CONTAINED HEREIN IS PROPRIETARY TO SEETRU LIMITED AND ALSO SUBJECT TO THE DESIGN RIGHTS OF SEETRU LIMITED. THE DRAWING IS LENT WITHOUT CONSIDERATION OTHER THAN THE BORROWER'S AGREEMENT THAT IT IS NOT TO BE REPRODUCED, COPIED, LENT OR DISPOSED OF OR THE INFORMATION THEREON CONTAINED IMPARTED TO THIRD PARTIES, DIRECTLY OR INDIRECTLY, NOR USED FOR ANY PURPOSE OTHER THAN THAT FOR WHICH IT WAS SPECIFICALLY FURNISHED WITHOUT THE WRITTEN CONSENT OF SEETRU.</p> | <p>THIRD ANGLE PROJECTION</p> | <p>DRAWN</p> <p>DATE</p> | <p>J.Feurfado</p> <p>28.08.12</p> | <p>DRG. No.</p> <p>SEEMAG G35</p> | <p>TITLE</p> <p>MAGNETIC LIQUID LEVEL INDICATOR WITH OIL HEATING</p> |
| | | <p>CAD GENERATED DRAWING</p> <p>NO MANUAL REVISIONS ALLOWED</p> | <p>CHECKED</p> <p>DATE</p> | <p>J.Carter</p> <p>28.08.12</p> | <p>MATL</p> <p>-</p> | |
| | | <p>ALL DIMENSIONS IN MILLIMETRES UNLESS STATED</p> <p>DO NOT SCALE DRAWING</p> | <p>SCALE</p> <p>ISSUE</p> | <p>NTS</p> <p>D</p> | <p>LIMITS UNLESS STATED:</p> <p>DECIMAL PLACES (X) ±0.25</p> <p>WHOLE NUMBERS (X) ±0.5</p> <p>ANGLES ±0.5°</p> <p>CASTINGS ±0.8</p> | |
| | | <p>FINISH</p> <p>U/O</p> | <p>DATA SHEET INFORMATION</p> | | | |

The Seetru 'G21' Marine Tubular Gauge

The Seetru Marine gauge is designed for use within the marine and offshore industries. Due to its tubular design this gauge is suitable only for use with non-flammable liquids. For flammable liquid applications please see either Seeflex (G31) or Seemag gauges (G35).

This gauge is commonly used for the water storage and coolant tanks on board cargo ships, tugs and military vessels.

G21 Marine specifications

| | |
|----------------------|--|
| Maximum temperature | 150 °C ¹ |
| Maximum pressure | 3.68 bar ² |
| Valve materials | Brass Stainless steel |
| Connections | 42 mm weld boss as standard Threaded and flanged connections available upon request |
| Seal materials | Elastomer 'O' rings |
| Tube material | Borosilicate glass BS 3463 or polycarbonate plastic |
| Guard tube materials | Brass Aluminium Stainless steel Mild steel |
| Lengths | To suit requirements (minimum 150 mm) |
| Valve types | Push button self closing valves Valveless tank return available for top connection |

¹ Maximum temperature is dependant of the sight tube and seal materials selected.

² Maximum allowable operating pressure is dependent upon operating temperature and sight tube material, contact Seetru for full information.



Push-button operation

Except when a reading is being taken, the gauge is permanently isolated from the contents of the tank. To take a reading the spring loaded valve is opened by pressing a push-button. When released, the connection between the tank and gauge is automatically resealed.

Safe from external damage

Due to the design of the push-button isolation valve, not amount of damage to the gauge or external fittings on the tanks can break the liquid seals. In such an event the fluid cannot escape.

Instant dismantling and re-assembly

The gauge can be removed from the tank for cleaning or servicing while valves remain sealed and the tank remains leak-proof.

Ease of viewing

The level of colourless liquid is indicated by magnification of a coloured strip on the sight tube.

Graduation

Where a measure of the precise storage volume is required, graduated gauges can be supplied. The capacity units can either be marked on the guard tube or an engraved scale plate can be provided.

Hydraulic actuation

Hydraulic actuation can be supplied as an optional extra. This is designed to enable both push-button valves to be operated at the same time. Recommend for tall gauges where it would otherwise be difficult to operate the upper and lower push-button valves simultaneously.



M

Ship Building & Offshore G31 Seeflex

Suitable for
Flammable
liquids

The Seetru 'G31' Seeflex Gauge

The Seetru Seeflex gauge is designed for use within the marine and offshore industries for tanks containing flammable liquids. The Seeflex gauge meets the requirements of SOLAS (Safety Of Lives At Sea), and is also type approved by many worldwide shipping authorities including; Det Norske Veritas (DNV), RINA, Lloyds Register of Shipping, Nippon Kaiji Kyokai and Bureau Veritas.

This gauge is commonly used for fuel oil, hydraulic oil and lubrication oil tanks of cargo ships and work boats.

G31 Seeflex specifications

| | |
|---------------------|---|
| Maximum temperature | 80 °C ¹ |
| Maximum pressure | 2.67 bar ¹ |
| Valve material | Brass Stainless steel |
| Connections | 42 mm weld boss mild steel and stainless steel Threaded and flanged available upon request |
| Seal materials | Elastomer 'O' rings |
| Glass | Toughened borosilicate reflex glass DIN 7080/7081 |
| Column materials | Mild steel or stainless steel rust protected front bezel |
| Lengths | Maximum: 8900 mm |
| Valve types | Push button self closing valves |



¹ Maximum allowable operating pressure is dependent upon operating temperature, contact Seetru for full information.

Push-button operation

Except when a reading is being taken, the gauge is permanently isolated from the contents of the tank. To take a reading the spring loaded valve is opened by pressing a push-button. When released, the connection between the tank and gauge is automatically resealed.

Safe from external damage

Due to the design of the push-button isolation valve, not amount of damage to the gauge or external fittings on the tanks can break the liquid seals. In such an event the fluid cannot escape.

Closed circuit design

The closed circuit design penetrates the tank wall at both top and bottom connections. The options for the top connection are either a push-button self closing valve or valveless tank return.

Open circuit design

This is only allowable when it is possible for the gauge column to extend above the top of the tank by at least 100 mm. The upper end of the gauge can be supplied with an automatic safety vent valves or, alternatively, a pipe union connection. The automatic safety vent will allow air to pass, but will seal against a liquid level. In the case of the pipe union connection design, a 10 mm o/d steel vent pipe is returned to the tanks or into the tank vent pipe.

Hydraulic actuation

Hydraulic actuation can be supplied as an optional extra. This is designed to enable both push-button valves to be operated at the same time. Recommend for tall gauges where it would otherwise be difficult to operate the upper and lower push-button valves simultaneously.

Graduation

Where a measure of the precise storage volume is required, an engraved scale plate can be provided marked with the capacity units.



Ship Building & Offshore G22 Quickmount



Suitable for
Water /
Waste Water Only

The Seetru 'G22' Quickmount Tubular Gauge

The Seetru Quickmount liquid level gauge is a direct reading, tubular design for general industrial use. The unique isolating valve and collar design, allows for maintenance of the gauge column without tools and the need to drain the tank. Available with automatic safety shut off valves and drain valve. The construction provides a modern gauge, which is aesthetically pleasing.

Suitable for a wide range of pressures and temperatures, the gauge is fitted with elastomer seals in materials to suit the required service. For flammable liquid applications please see either Seeflex (G31) or Seemag (G35)

G22 Quickmount specifications

| | |
|----------------------|--|
| Maximum temperature | 150 °C ¹ |
| Maximum pressure | 22 bar ¹ |
| Valve materials | Brass Stainless steel Polypropylene |
| Connections | BSP and NPT threaded connections ANSI / DIN flanges |
| Seal materials | Elastomer |
| Tube materials | Borosilicate glass BS 3463 Polycarbonate plastic |
| Guard tube materials | Anodised aluminium Brass Stainless steel Zinc plated mild steel |
| Lengths | To suit requirements (minimum 150 mm) |
| Valve types | Manual screw down, Manual screw down complete with automatic safety shut-off valves |

¹ Maximum allowable operating pressure is dependent upon operating temperature and gauge length, contact Seetru for full information.



Tubular sight glass design

Sight tubes are available in glass or polycarbonate. Metal protecting tubes are available in a variety of materials with optional supplementary transparent polycarbonate protecting tube.

Ease of installation and maintenance

The Quickmount liquid level gauge can be installed without the use of special tools. Threaded end units are screwed into female tank bosses. The gauge collars slip over these units and are secured by hand tightening retaining nuts. 'O' ring sealing is used throughout. The isolating valves will allow column removal without need to drain the tank.

Tank calibration

Where a measure of the precise storage volume is required, graduated gauges can be supplied. The capacity units can either be marked on the guard tube or an engraved scale plate can be provided.

Tank connection

A closed circuit or open circuit pattern may be selected for the gauge.

Closed circuit pattern

Direct connection from the top of the gauge to the tank can be made with a screw-down valve or a valveless unit.

Open circuit pattern

The upper end of the liquid level gauge can be supplied with an automatic safety vent valve or, alternatively, a pipe union connection. The automatic safety vent valve will allow air to pass, but will seal against a liquid level. In the case of the pipe union connection design, a 10 mm o/d steel vent pipe is returned to the tank or into the tank vent pipe. Open circuit connection is only allowable when it is possible for the gauge column to extend above the top of the tank.

Electronic & Digital Readout

Remote reading system and/or computer interface options provide a dual system with the advantages of both electronic and sight glass systems. Level alarms can also be implemented.





Ship Building & Offshore G20 Admiralty


Suitable for
Water /
Waste Water Only

The Seetru 'G20' Admiralty Gauge

The Seetru Admiralty liquid level gauge has been specifically designed to meet the stringent standards required by the Ministry of Defence for design, material selection and certification, including shock testing. With a tubular glass indicator the G20 utilises an ingenious flexible fixing system which enables multi-angle and directional mounting capabilities.

For flammable liquid applications please see either Seeflex (G31) or Seemag gauges (G35).

G20 Admiralty specifications



| | |
|----------------------|--|
| Maximum temperature | 150 °C ¹ |
| Maximum pressure | 22 bar ¹ |
| Valve material | Bronze Stainless steel |
| Connections | 42 mm weld boss |
| Seal materials | Elastomer |
| Tube materials | Borosilicate glass BS 3463 Polycarbonate plastic |
| Guard Tube materials | Anodised aluminium Brass Stainless steel Zinc plated mild steel |
| Lengths | To suit requirements (minimum 150 mm) |
| Valve types | Hand wheel isolation valves and/or push-button closing valves |

¹ Maximum allowable operating pressure is dependent upon operating temperature, contact Seetru for full information.

Push-button operation

Except when a reading is being taken, the gauge is permanently isolated from the contents of the tank. To take a reading the spring loaded valve is opened by pressing a push-button. When released, the connection between the tank and gauge is automatically resealed.

Graduation

Where a measure of the precise storage volume is required, an engraved scale plate can be provided marked with the capacity units

Electronic & digital readout

Remote reading system and/or computer interface options provide a dual system with the advantages of both electronic and sight glass systems. Level alarms can also be implemented (suitable for gauges fitted with screw down valves only).

Hydraulic actuation

Hydraulic actuation can be supplied as an optional extra. This is designed to enable both push-button valves to be operated at the same time. Recommend for tall gauges where it would otherwise be difficult to operate the upper and lower push-button valves simultaneously.



Ростехнадзор

Seetru Limited Safety Relief Valves



Seetru Safety Relief Valves

That's Safety!
Seetru Limited 



Safety Valve Industries:

Seetru has a large range of Safety Valves suitable for many industries including:

- Compressed Air & Gas
- Steam
- Cryogenic & Liquefied Gas
- Refrigeration
- Liquid

Seetru Safety Valve Approvals



Seetru's range of Safety Valves meet important international standards which include: BS 6759 Parts 2 & 3, AD-Merkblatt A2, BS EN ISO 4126 and ASME Section VIII design codes as well as type test approvals from TÜV and the National Board. The products comply with the requirements of the European Pressure Equipment Directive and available with both the CE mark as well as the UV stamp and have wide international approvals such as the Russian GOST and RTN and the Canadian CRN.

Seetru Company Approvals & Memberships



Seetru is dedicated to providing its customers and distributors with the highest quality service, this is demonstrated by our accreditations which include: ISO 9001, Investor's In People, 1st Point Assessment, UDVB and together with membership of the British Valve & Actuator Association (BVAA).

Other Products & Services from Seetru Limited



The contents of this leaflet do not constitute an offer. SEETRU LIMITED reserve the right while maintaining the essential characteristics of the equipment and services described and illustrated to amend specification without notice.

Seetru Limited
Albion Dockside Works
Bristol. BS1 6UT

Tel: +44 (0) 117 927 9204 Fax: +44 (0) 117 929 8193 Email: sales@seetru.com Web: www.seetru.com