

# MANISCOPIC

# MLT 1035

LT LSU



- Maximum lifting height : 9.60 m
- Capacity : 3500 kg
- Maximum forward reach : 7.06 m
- Torque convertor
- JSM : an «all in one» system


1) Hydraulic controls


2) Forward/Reverse selection





# MANITOU


# MLT 1035 LT LSU


 **Lifting capacity** .....3500 kg  
(load centre at 500mm from forks heels)  
Tipping load at maximum reach .....780 kg


 **Lifting height** .....9.60 m  
**Times** : unladen / loaded (in s)  
Lifting .....6.7/7.3  
Lowering .....5/4.7  
Simultaneous extension 1st and 2nd booms ...13.6/14.8  
Simultaneous retraction 1st and 2nd booms.....8.1/7.8  
Crowd.....3  
Dump .....2.5  
Frame levelling of serie .....10°/10°


 **Tyres**  
460/70-24 XMCL

 **Forks** (mm)  
Length.....1200  
Width X thickness.....125 x 45  
Maximum distance between forks.....1260  
Carriage rotation .....127°


 **Oil bath multidisc brakes on front and rear axles**

 **Perkins engine**  
Turbo : 1104 C - 44 .....4 cyl. - 4400 cm<sup>3</sup>  
Power (ISO/TR 14396) : .....101 HP/74.5 kw  
Maximum torque  
(ISO/TR 14396) : .....412 Nm at 1400 rpm  
Direct injection  
Water cooling

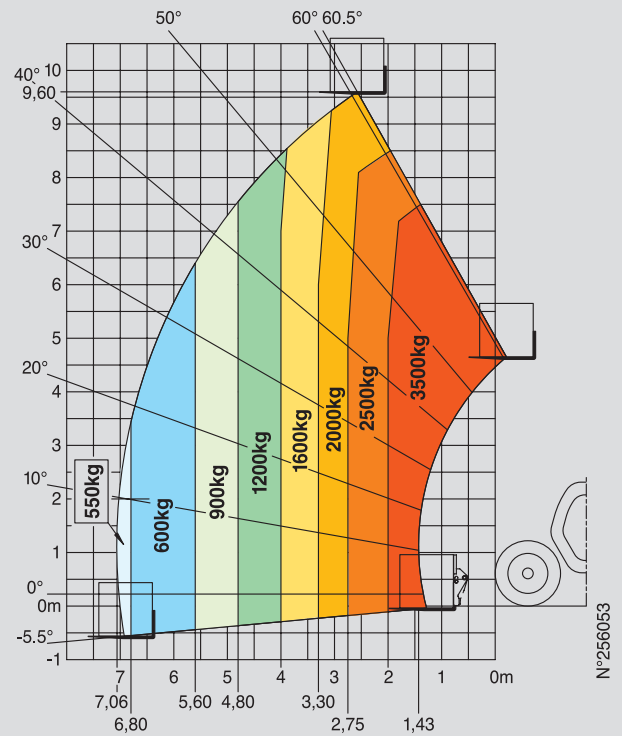
 **Transmission** .....torque convertor  
Reversing shift.....electrohydraulic  
Number of speeds .....4/4  
Limited slip differential lock  
Max. travel speed: .....35 km/h

 **Hydraulic Turbo LSU**.....110 l./mn - 270 bars  
Variable displacement pump  
Valve bank DDIC  
Monolever **J.S.M (Joystick Switch and Move)**  
Flow divider with load sensing device driving and braking

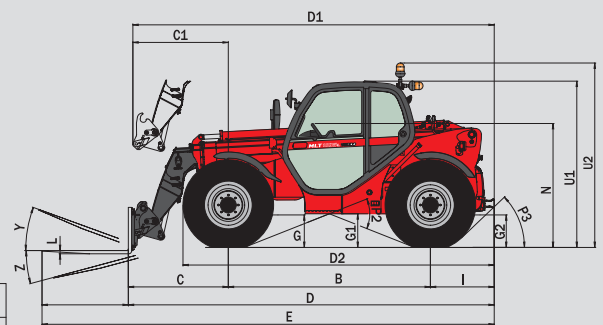
 **Capacities**  
Hydraulic oil .....125 l  
Fuel tank .....120 l

 **Weight unladen (with forks)** .....7874 kg  
**Overall height** .....2.30 m  
**Overall width** .....2.32 m  
**Overall length (at forks carriage)**.....5.09 m  
**Ground clearance**.....0.45 m  
**Turning radius (outside wheels)** .....3.85 m  
**Drawbar pull**.....8800 daN

## Forward reach at maximum height : 2.75 m



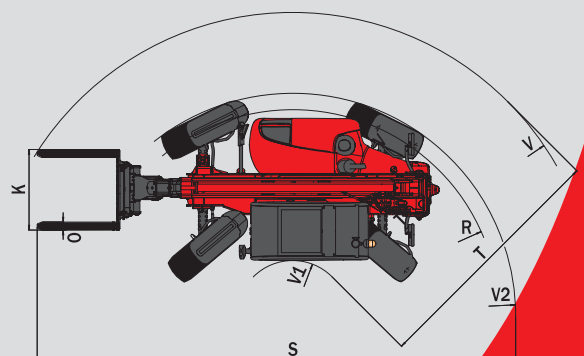
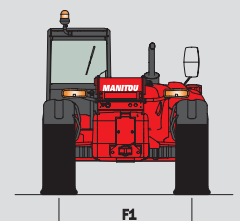
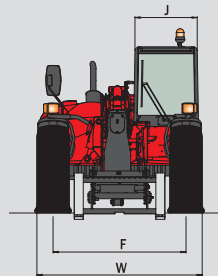
EN 1459 annexe B



### MLT 1035 LT LSU

|    |        |
|----|--------|
| A  | 1200   |
| B  | 2810   |
| C  | 1390   |
| C1 | 1325   |
| D  | 5090   |
| D1 | 5025   |
| D2 | 4295   |
| E  | 6285   |
| F  | 1870   |
| F1 | 1870   |
| G  | 455    |
| G1 | 440    |
| G2 | 440    |
| H  | 10°    |
| H1 | 10°    |
| I  | 890    |
| J  | 865    |
| K  | 1260   |
| L  | 45     |
| N  | 1690   |
| O  | 125    |
| P2 | 38°    |
| P3 | 45°    |
| R  | 3630   |
| S  | 7850   |
| T  | 3610   |
| U1 | 2300   |
| U2 | 2550   |
| V  | 4980   |
| V1 | 1370   |
| V2 | 3855   |
| W  | 2325   |
| X  | 8.2°   |
| Y  | 118.5° |
| Z  |        |

mm



This publication in no way constitutes an offer and the company reserves the right to alter specification without prior notice.  
The MANITOU models presented in this brochure can be supplied complete with optional equipment attachments.



MANITOU BF SA

B.P. 249 - 44158 Ancenis Cedex - France  
Tel. : 33 2 40 09 10 11 / Export Department Fax : 33 2 40 09 10 97  
www.manitou.com

700376EN-B - 11/07 - Doc BE 186 Ind. A

