

Masted forklifts
trucks

MC 60/70
POWERSHIFT

Heavy duty yard forklifts

- Capability 6000 kg and 7000 kg
- Lifting height of 3.60 m to 4.50 m



 **MANITOU**

MC 60/70, heavy duty yard forklifts

Whatever the load and the state of the ground, MC 60/70 trucks give top quality performance. MANITOU, the expert in rough-terrain handling, has put its experience into yard handling.

● Performance and stability

The MCs 60/70 are powerful trucks with a Perkins (1104C-44) engine giving 84 hp/61.5 kW, and torque converter transmission for working on any kind of ground.

Low pressure tyres, a differential lock and an oscillating rear axle give superb performance and prevent damaging the ground. Wide diameter wheels combined with high ground clearance allow obstacles (rails, rough terrain, pot-holes etc.) to be crossed in complete safety.



● Fast and flexible working



The Powershift gearbox with electronic gear selector optimises cycle times.

There is progressive gear change carried out under torque for fast operation.

Driving is kept flexible by the EGS system which automatically adjusts the engine speed in accordance with the gear selected.

● Quality and reliability

The solid bloc welded chassis is designed to withstand stress and damage.

The cab complies with international safety standards.

The high quality design and the rigorous selection of components guarantee the truck's reliability and long life.



● Driving comfort

The driver's compartment in the MC 60/70 gives spacious comfort with a panoramic view. The cab's large size combined with the ergonomically designed position of the control levers make driving these trucks a pleasure.

The overall design of the MC range complies with demands for safety with good forward, side and rear vision. And the roof screen gives good vision upwards.

The Powershift control on the steering column enables working speeds to be easily controlled, and the control levers are located in a logical position near the seat.







The MC range includes models from 3 to 7 tonnes.

Masted POWERSHIFT MC 60 /MC 70

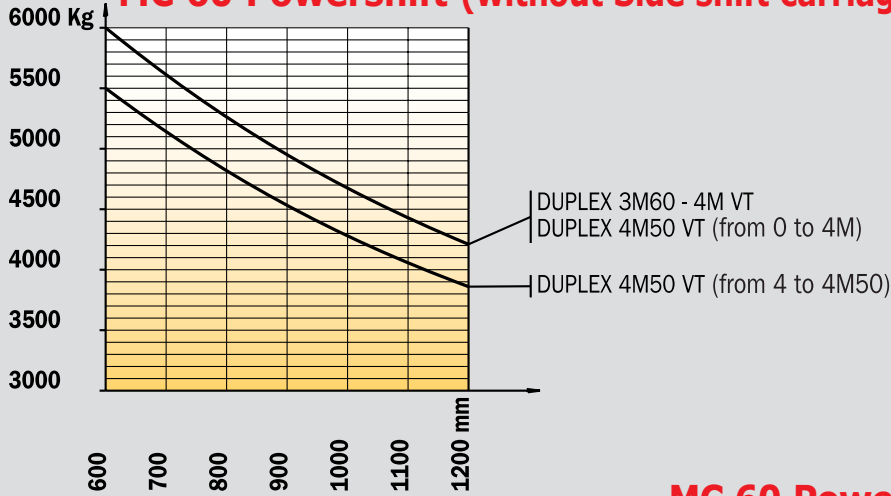
| MASTS | | TYPE | LIFTING | OVERALL | FREE | OVERALL | HEIGHT AT | | CAPACITY AT | | MAST TILTING ANGLE Front/Rear |
|-------------------|--------|------------------|-------------------------------|-----------------------------------|-----------------------------|------------------------------------|-----------------------------|--------------------------------|-----------------------------|--------------------------------|--|
| | | | HEIGHT ON FORKS (mm) | HEIGHT MAST LOWERED (mm) | LIFT ON FORKS (mm) | HEIGHT MAST EXTENDED (mm) | MAX. CAPACITY (mm) | | MAX. HEIGHT (kg) | | |
| | | | | | | | With side shift carriage | Without side shift carriage | With side shift carriage | Without side shift carriage | |
| DUPLEX | 3.60 m | MC 60 Powershift | 3670 | 3205 | - | 5005 | 3600 | 3.600 | 5400 | 6000 | 15°/15° |
| | | MC 70 Powershift | | | | | 3600 | 3.600 | 6300 | 7000 | |
| TOTAL | 4.00 m | MC 60 Powershift | 4070 | 3405 | - | 5405 | 4000 | 4.000 | 5400 | 6000 | 15°/15° |
| | | MC 70 Powershift | | | | | 4000 | 4.000 | 6300 | 7000 | |
| VISIBILITY | 4.50 m | MC 60 Powershift | 4570 | 3655 | - | 5905 | 4000 | 4.000 | 4950 | 5500 | 15°/15° |
| | | MC 70 Powershift | | | | | 4000 | 4000 | 5850 | 6500 | |

MC 60 /MC 70 POWERSHIFT Tyres

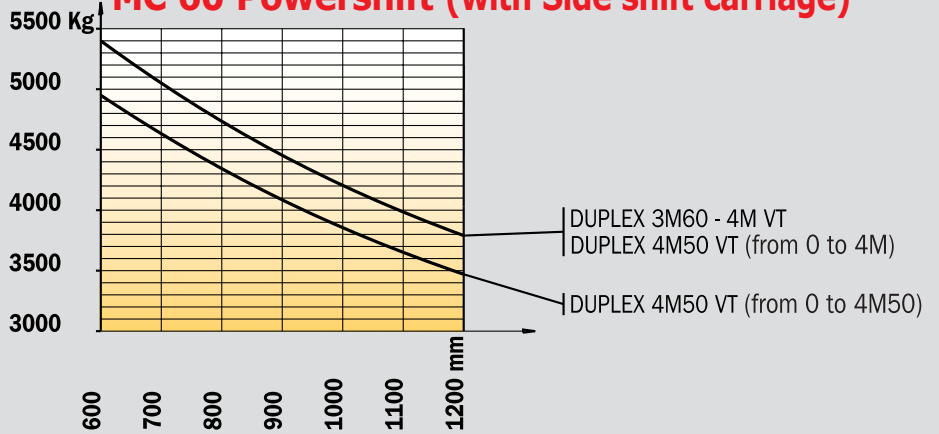
| | VERSION | | CASING | TYRE WIDTH (MM) | OVERALL WIDTH WITH TYRES (MM) | |
|---------------------------|-------------|-------|---|-----------------|-------------------------------|---|
| FITTED AS STANDARD | All-purpose | Front | 18 R 19.5 XF Tubeless (445/65 R 19.5) | 450 | 2150 |  |
| | Industrial | Rear | 9.5 R 19.5 XZA Tubeless 134/131 K | 240 | 1820 |  |
| OPTIONAL FITTING | All-purpose | Front | 18 R 22.5 XF Tubeless (445/65 R 22.5) | 450 | 2150 |  |
| | Industrial | Front | 445/65 R 19.5 XZY | 450 | 2150 |  |

Load charts MC 60/MC 70 Powershift

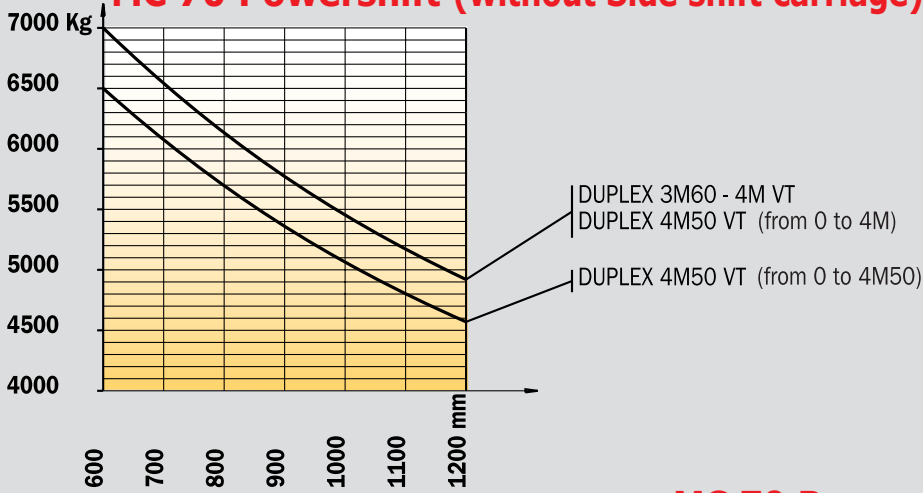
MC 60 Powershift (without Side shift carriage)



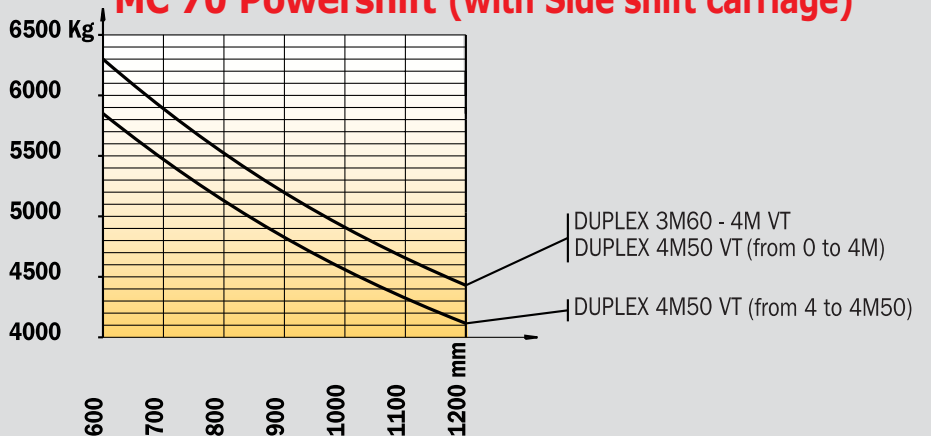
MC 60 Powershift (with Side shift carriage)



MC 70 Powershift (without Side shift carriage)



MC 70 Powershift (with Side shift carriage)



MC 60 Powershift MC 70 Powershift



Lifting capability

MC 60 Powershift.....6000 kg
MC 70 Powershift.....7000 kg
600 mm from the forks



Standard lifting height

Speed empty/ laden (m/s)
MC 60 Powershift
Lifting0.40/0.36
Lowering0.43/0.50
MC 70 Powershift
Lifting0.38/0.33
Lowering0.37/0.43



Tyres

Front18 R 19.5 XF Tubeless (445/65 R 19,5)
Rear9.5 R 19.5 Tubeless XZA 134/131 K



Forks (mm)

Length1500
Width x thickness150x70



Hydraulic oil bath multidisk brakes on the front axle



PERKINS engine

Type1104C-44
Capacity4 cyl. - 4400 cm³
Nominal engine speed2200 r.p.m.
Power at (ISO/TR 14396)84 HP (61.5 Kw)
Maximum torque.....302 Nm at 1400 r.p.m.
Direct injection
Water cooled



Transmission

.....Powershift
Electro-hydraulic reversing shift
4 forward and 3 reverse gears
Maximum travelling speed24 km/h
Electro-hydraulic differential lock



Hydraulic

Main gear pump
Pressure/flow230 bar/89 l./mn
Priority flow divider for steering145 bar/89 l./mn



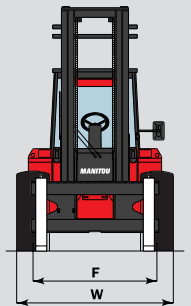
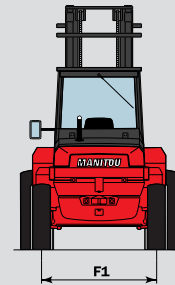
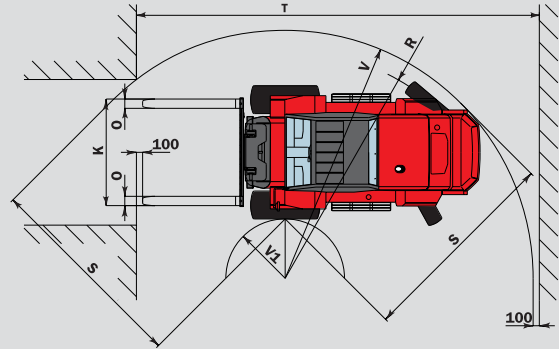
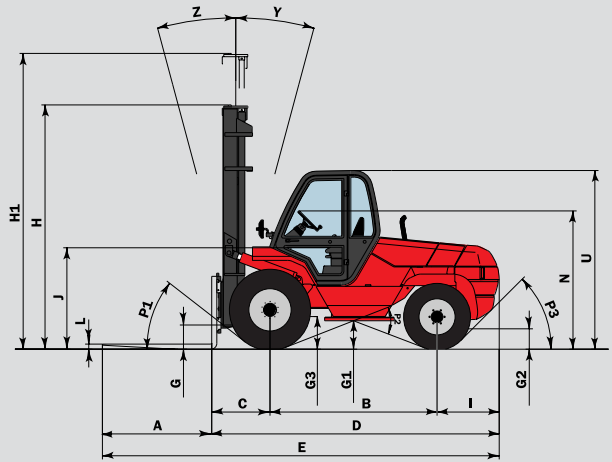
Capacity

Cooling system.....19 l.
Engine oil8.5 l.
Hydraulic oil108 l.
Transmission oil12.5 l.
Fuel115 l.



Weight (with forks)

MC 60 Powershift.....9055 kg
MC 70 Powershift.....9700 kg



Standard

- Enclosed cab with tinted windows
- Fabric-covered seat
- Adjustable steering column
- Heating
- Windscreen-wiper and front/rear windscreen-washer
- Exterior left-hand rear-view mirror
- Reversing shift on steering column
- Road lights front and rear including indicators
- Electro-hydraulic differential lock
- ...

Options

- Screen guard
- Rotating beacon
- Audible reverse alarm
- Working lights
- Wide carriages
- Various attachments such as buckets, TDL, grabs etc...

| | MC 60 Powershift | MC 70 Powershift |
|----|------------------|------------------|
| A | 1500 | 1500 |
| B | 2293 | 2493 |
| C | 803 | 803 |
| D | 3960 | 4160 |
| E | 5460 | 5660 |
| F | 1700 | 1700 |
| F1 | 1580 | 1580 |
| G | 320 | 320 |
| G1 | 390 | 385 |
| G2 | 305 | 305 |
| G3 | 390 | 390 |
| H | 3405 | 3405 |
| H1 | 5405 | 5405 |
| I | 864 | 864 |
| J | 1390 | 1390 |
| K | 1750 | 1750 |
| L | 70 | 70 |
| N | 1860 à 1920 | |
| O | 150 | 150 |
| P1 | 38° | 38° |
| P2 | 42.5° | 38.5° |
| P3 | 45° | 45° |
| R | 3625 | 3840 |
| S | 3460 | 3510 |
| T | 6500 | 6715 |
| U | 2440 | 2440 |
| V | 3995 | 4210 |
| V1 | 760 | 995 |
| W | 2150 | 2150 |
| Y | 15° | 15° |
| Z | 15° | 15° |

mm
H-H1: Standard

The equipment supplied with each model may differ from that described in this leaflet.
For more details, contact your MANITOU dealer.

