

# 1900 Vandal Resistant Switches - Designed to IP66

## Approvals and specifications



3A 125/250Vac T85




5A 125/250Vac T85 50E3

Approvals apply to switch mechanism only.  
μ contact gap.  
Switching mechanisms are snap action (not sealed).

- ▶ Stainless steel button and bezel
- ▶ Vandal resistant construction
- ▶ Front panel sealed to IP66
- ▶ Single and double pole change-over switching



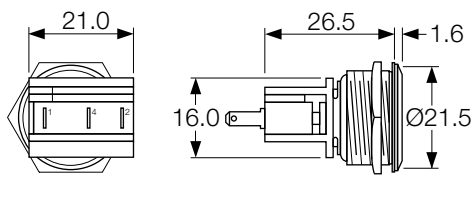
P1911VL --- P1961VL ---



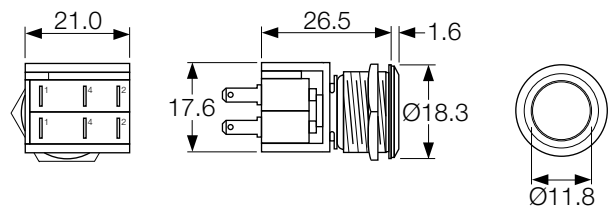
▶ TERMINAL	▶ FUNCTION	▶ ACTUATOR	▶ BODY
<p><b>P</b></p> <p>2.8 x 0.5</p>	<p><b>1911</b></p> <p>ON - ON (momentary 1 side) Single pole</p>	<p><b>V</b></p> <p>Flat top (stainless steel)</p>	<p><b>A</b></p> <p>Stainless steel Chamfer profile bezel</p> <p>Ø19.2 Panel cut-out Panel thickness up to 4.0mm</p>
<p><b>T</b></p> <p>3.4</p> <p>3.2</p> <p>Solder</p>	<p><b>1961</b></p> <p>ON - ON (momentary 1 side) Double pole</p>	<p><b>P</b></p> <p>Domed top (stainless steel)</p>	<p><b>L</b></p> <p>Stainless steel Chamfer profile bezel</p> <p>Ø16.0 Panel cut-out Panel thickness up to 4.0mm</p>
<p><b>X</b></p> <p>4.0</p> <p>1.2</p> <p>PCB</p>			

## Dimensions (mm)

Single pole (P1911VA shown)



Double pole (P1961VL shown)



# 8300 Vandal Resistant Switches - Designed to IP66



H8300RP ---

- ▶ Momentary or latching action
- ▶ Ratings up to 16A, 250Vac
- ▶ Single and double pole
- ▶ Stainless steel button & bezel
- ▶ Vandal resistant construction
- ▶ Choice of body styles
- ▶ 19.2mm or 22.5mm mounting holes
- ▶ Front panel sealed to IP66
- ▶ Raised, flat or domed actuator options

## Approvals and specifications



16(4)A 250Vac T85, 1E4 (10,000 Operations)  
 12(12)A 250Vac T105, 1E4 (10,000 Operations)  
 8(8)A 250Vac T105, 5E4 (50,000 Operations)  
 6(6)A 250Vac T125, 5E4 (50,000 Operations)



12A 250Vac DP, 13A 250Vac SP  
 250Vac 1hp, 125Vac 1/2hp  
 UL 85°C, file E45221, CSA file LR10990

### In house test:

10(10)A 250Vac — Indicative rating only

3mm contact gap.  
 Technical data on pages 4 & 5 (switches), 6 (indicators).

## H 8300 R P

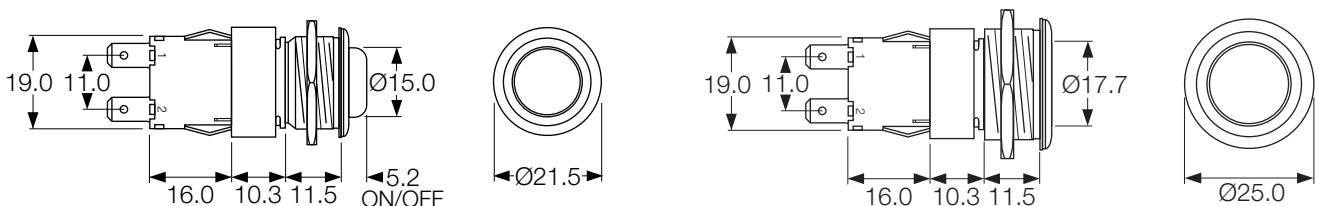
TERMINAL FUNCTION ACTUATOR BODY

vandal resistant switches

TERMINAL	FUNCTION	ACTUATOR	BODY
<p><b>C</b></p> <p>6.3 x 0.8</p> <p><b>H</b></p> <p>4.8 x 0.8</p>	<p><b>8300</b></p> <p>ON - OFF (alternate) Single pole</p>	<p><b>R</b> (for P body only) Raised top (stainless steel)</p>	<p><b>P</b> (for R actuator only) Stainless steel, Soft profile bezel</p> <p>Panel cut-out Panel thickness 0.75 - 8.0mm</p>
<p><b>K</b></p> <p>2.6</p> <p>1.5</p> <p>Solder</p> <p><b>T</b></p> <p>2.6</p> <p>1.5</p> <p>Solder</p>	<p><b>8301</b></p> <p>ON - OFF (momentary ON) Single pole</p>	<p><b>V</b> Flat top (stainless steel)</p>	<p><b>M</b> Stainless steel</p> <p>Panel cut-out Panel thickness 0.75 - 8.0mm</p>
<p><b>V</b></p> <p>3.7 Ctrs</p> <p>4.3</p> <p>Dual pin PCB</p> <p><b>X</b></p> <p>4.5</p> <p>0.8Sq PCB</p>	<p><b>8350</b></p> <p>ON - OFF (alternate) Double pole</p>	<p><b>P</b> Domed top (stainless steel)</p>	<p>Panel cut-out Panel thickness 0.75 - 8.0mm</p>
	<p><b>8351</b></p> <p>ON - OFF (momentary ON) Double pole</p>		

### Dimensions (mm)

8300RP (H terminals shown)



# 0911 Vandal Resistant Switches - Designed to IP66

## Approvals and specifications



16(4)A 250Vac T85



16A 125/250Vac 3/4hp T85 50E3

125V 1/2 HP, 250V 3/4 HP, 0.4A 125Vdc, 0.2A 250Vdc

Approvals apply to switch mechanism only.  
 μ contact gap.  
 Switching mechanisms are snap action (not sealed).

- ▶ Snap action switches
- ▶ Ratings up to 16A, 250Vac
- ▶ Stainless steel button and bezel
- ▶ Front panel sealed to IP66
- ▶ Single pole C/O switch



C0911VA ---

## C 0911 V A

TERMINAL    FUNCTION    ACTUATOR    BODY

▶ TERMINAL	▶ FUNCTION	▶ ACTUATOR	▶ BODY
<p><b>C</b></p> <p>6.3 x 0.8</p>	<p><b>0911</b></p> <p>ON - ON (momentary 1 side)</p>	<p><b>V</b> Flat top (stainless steel)</p>	<p><b>A</b> Stainless steel Chamfer profile bezel</p> <p>Panel cut-out Panel thickness up to 8.0mm</p>

## Dimensions (mm)

C0911VA

