

THICK FILM CHIP RESISTOR ARRAYS

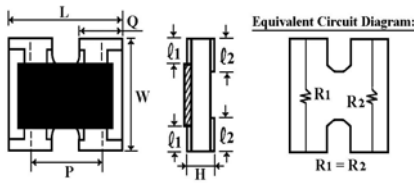
Features

- High density 2, 4, 8 resistors in one small case (convex type)
- Improvement of placement efficiency
- Packaging is suitable for automatic placement machines
- Superior solderability
- Scalloped

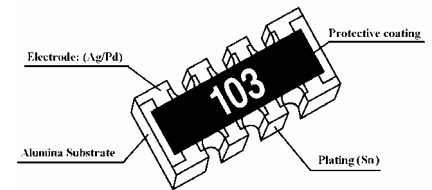
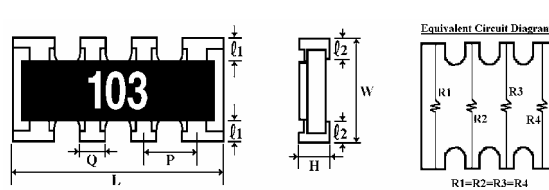


Dimension (mm)

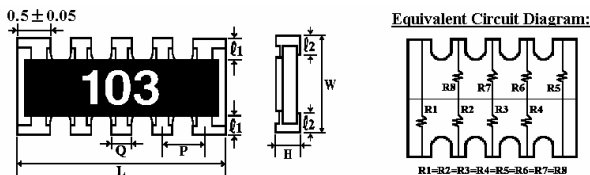
• 2D02 (4Pin 2R)



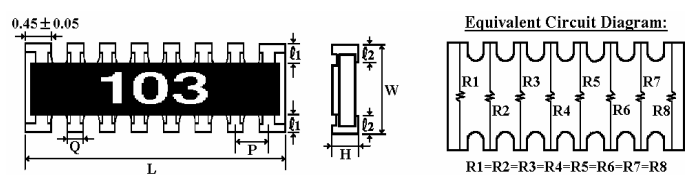
• 4D02, 4D03 (8Pin 4R)



• 10P8 (10Pin 8R)



• 16P8 (16Pin 8R)



Part No.	Style	L	W	H	l ₁	l ₂	P	Q
2D02 (0402x2)	2D02 (4Pin 2R)	1.0 ± 0.1	1.0 ± 0.1	0.35 ± 0.1	0.17 ± 0.1	0.25 ± 0.1	0.65 ± 0.05	0.33 ± 0.1
4D02 (0402x4)	4D02 (8Pin 4R)	2.0 ± 0.1	1.0 ± 0.1	0.45 ± 0.1	0.2 ± 0.15	0.3 ± 0.15	0.5 ± 0.05	0.3 ± 0.05
4D03 (0603x4)	4D03 (8Pin 4R)	3.2 ± 0.2	1.6 ± 0.2	0.5 ± 0.1	0.3 ± 0.15	0.3 ± 0.15	0.8 ± 0.1	0.5 ± 0.15
16P8	16P8 (16Pin 8R)	4.0 ± 0.2	1.6 ± 0.15	0.45 ± 0.1	0.3 ± 0.15	0.4 ± 0.15	0.5 ± 0.05	0.3 ± 0.05
10P8	10P8 (10Pin 8R)	3.2 ± 0.2	1.6 ± 0.15	0.55 ± 0.1	0.4 ± 0.1	0.3 ± 0.15	0.64 ± 0.05	0.35 ± 0.05

Power Rating

Part No.	Style	Power Rating at 70°C	Max. Working Voltage	Max. Overload Voltage	Dielectric With-standing Voltage	Operated Temp. Range	Resistance Range		Jumper Rated Current
							F (±1%) E-96 series	J (±5%) E-24 series	
2D02	2D02 (4Pin2R)	1/16W	50V	100V	500V	-55°C~+155°C	-	10Ω~ 1MΩ	-
4D02	4D02 (8Pin4R)	1/16W	50V	100V	500V	-55°C~+155°C	-	10Ω~ 1MΩ	-
4D03	4D03 (8Pin4R)	1/16W	50V	100V	500V	-55°C~+155°C	100Ω~560KΩ	10Ω~ 1MΩ	1A
16P8	16P8 (16Pin8R)	1/16W	50V	100V	100V	-55°C~+155°C	-	10Ω~ 1MΩ	-
10P8	10P8 (10Pin8R)	1/32W	25V	50V	50V	-55°C~+155°C	-	33Ω~ 100KΩ	-

Note: Part number and ordering procedure the same as Thick Film Chip Resistors on Page 4.

THICK FILM CHIP RESISTOR ARRAYS

Performance Specifications

Temperature coefficient	5%: 10Ω ~ 10MΩ; ±400PPM/°C 16P8, 10P8; ±200PPM/°C 1%: 100Ω - 560KΩ; ±200PPM/°C
Short-time overload	±(2.0% + 0.1Ω) Max.
Insulation resistance	Min. 1,000 Mega Ohm
Dielectric withstanding voltage	No evidence of flashover, mechanical damage, arcing or insulation breakdown
Terminal bending	±(1.0% + 0.05Ω) Max.
Soldering heat	±(1.0% + 0.05Ω) Max.
Solderability	Min. 95% coverage
Temperature cycling	$\Delta R/R \leq \pm(1.0\% + 0.05\Omega)$
Load life in humidity	±(3.0% + 0.1Ω) Max.
Load life	±(3.0% + 0.1Ω) Max.

** More details, please see pages 77-78.*