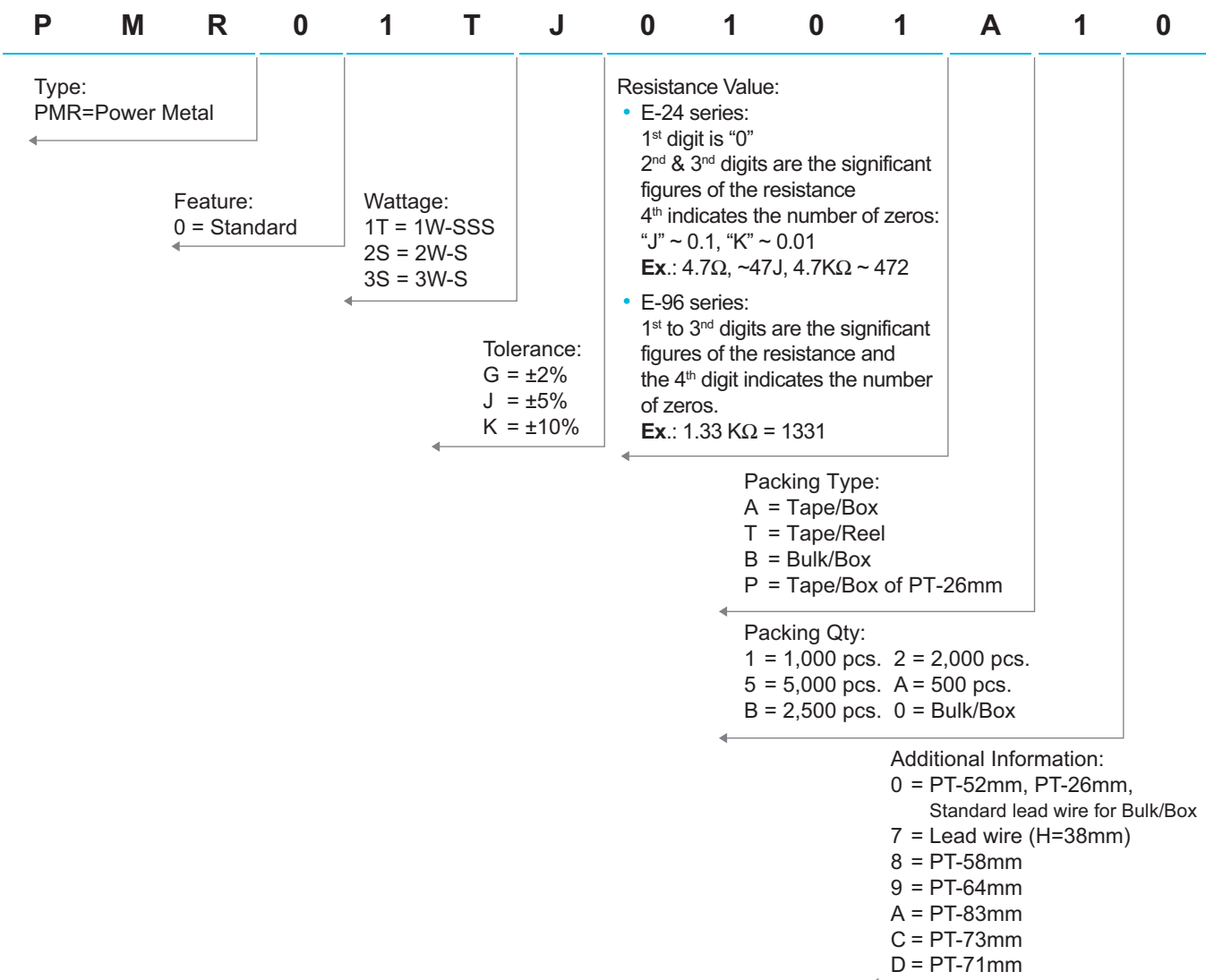


# Power Metal Fixed Resistors

## Performance Specification

Short Time Overload	$\pm(2.0\% + 0.05\Omega)$ Max, with no evidence of mechanical damage.
Dielectric Withstanding Voltage	No evidence of flashover, mechanical damage, arcing or insulation breakdown.
Pulse Overload	$\pm(5.0\% + 0.05\Omega)$ Max, with no evidence of mechanical damage.
Terminal Strength	No evidence of mechanical damage.
Resistance to Soldering Heat	$\pm(1.0\% + 0.05\Omega)$ Max, with no evidence of mechanical damage.
Solderability	Min. 95% coverage.
Resistance to Solvent	No deterioration of protective coating and markings.
Temperature Cycling	$\pm(2.0\% + 0.05\Omega)$ Max, with no evidence of mechanical damage.
Humidity (Steady state)	$\pm(2.0\% + 0.05\Omega)$ Max, with no evidence of mechanical damage.
Load Life In Humidity	<100K $\Omega$ : $\pm(5.0\% + 0.05\Omega)$ Max $\geq 100K\Omega$ : $\pm(10.0\% + 0.05\Omega)$ Max
Load Life	<100K $\Omega$ : $\pm(5.0\% + 0.05\Omega)$ Max $\geq 100K\Omega$ : $\pm(10.0\% + 0.05\Omega)$ Max


## Ordering Procedure: Ex.: PMR 1W-SSS +/-5% 100 $\Omega$ , T/B-1000



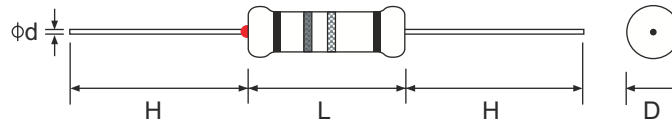
# Power Metal Fixed Resistors

## Features

- High Power, small in dimension
- Stable performance against environment conditions
- Define interruption behavior
- Application: All general purpose power application



Standard : 2% ,5% ,10% -- E-24 series



Part No.	Style	Power Rating at 70°C	Dimension (mm)					Max Working Voltage	Max Overload Voltage	Dielectric Withstanding Voltage	Resistance Range	TCR (PPM/C)	Std Packing Qty
			D Max	L Max	H±3	d±0.05	PT						
PMR01T	PMR 1W -SSS	R<1Ω 0.6W	2.5	6.5	25	0.54	52	350V	400V	350V	0.56Ω~100KΩ	±350	5,000
		R>1Ω 1W									101KΩ~470KΩ	±400	
											471KΩ~1MΩ	±800	
PMR02S	PMR 2W-S	2W	4.0	11.0	25	0.75	52	500V	600V	350V	3.9Ω~100KΩ	±350	1,000
												101KΩ~680KΩ	
PMR03S	PMR 3W-S	3W	5.5	16.0	25	0.75	64	750V	800V	350V	12Ω~100KΩ	±350	1,000
												101KΩ~180KΩ	

