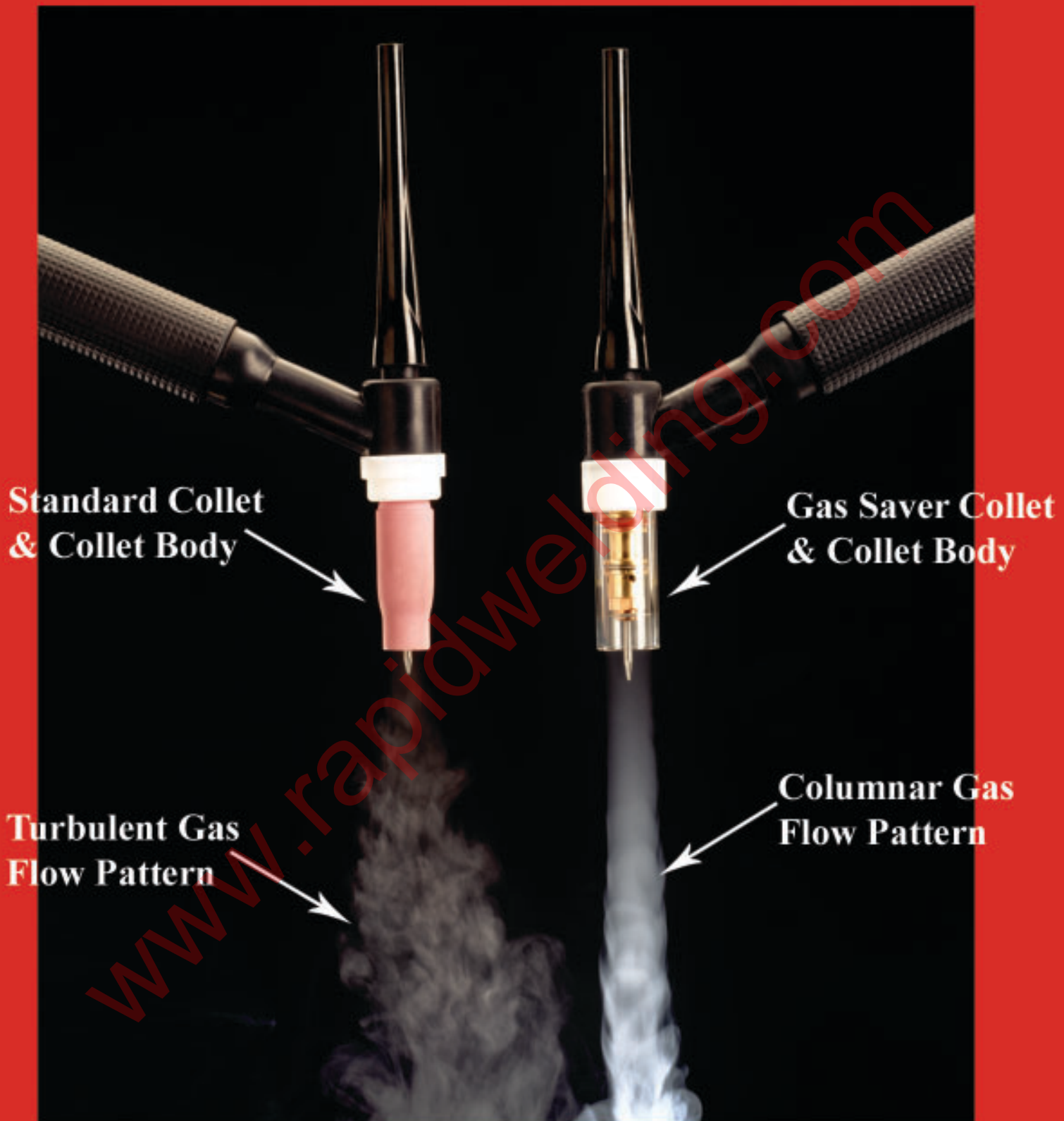


Gas Saver Series



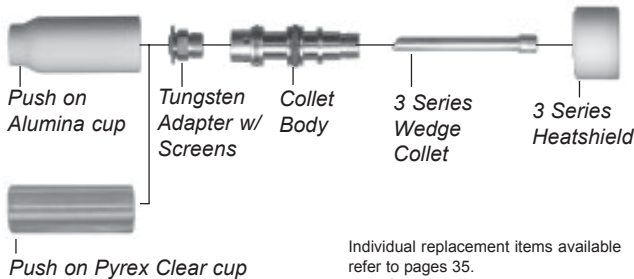
Save Up To 40% On Argon

www.ckworldwide.com

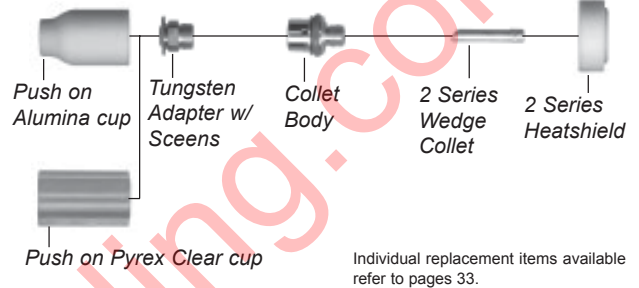
- Allows longer electrode stick-out without contamination of the tungsten (up to 3/4" (19mm) - in draft free areas with argon gas).
- The Gas Saver series retrofits to all 2 Series (CK20, CK9) and 3 Series (CK17, CK18, CK26) torches, or competitive brand equivalents.
- Saves up to 40% of shield gas consumption while providing better shield gas coverage patterns.
- Tungsten adapters are interchangeable between CK 2 Series and CK 3 Series torch models, reducing inventory.

STANDARD-GAS SAVER

3 SERIES KIT CONSISTS OF ITEMS BELOW (ONE EACH)



2 SERIES KIT CONSISTS OF ITEMS BELOW (ONE EACH)



3 SERIES COMPLETE FRONT END KITS:

USE ON TORCHES	TUNGSTEN SIZE	ORDER NUMBER	
CK17, CK18, CK26,	1/16" (1.6mm)	D3GS116	ALUMINA
	3/32" (2.4mm)	D3GS332	
CK150, CKC150, CK210,	1/8" (3.2mm)	D3GS418	PYREX
CK300, CK510, TL18,	1/16" (1.6mm)	D3GS116-P	
TL26, TL210, TL300,	3/32" (2.4mm)	D3GS332-P	
FL3L, CKM350	1/8" (3.2mm)	D3GS418-P	

2 SERIES COMPLETE FRONT END KITS:

USE ON TORCHES	TUNGSTEN SIZE	ORDER NUMBER	
CK9, CK20, CK100,	1/16" (1.6mm)	D2GS116	ALUMINA
	3/32" (2.4mm)	D2GS332	
CK110, CK130, CK200,	1/8" (3.2mm)	D2GS418	PYREX
CK230, FL2L, CKM230,	1/16" (1.6mm)	D2GS116-P	
CWM230, CWH230	3/32" (2.4mm)	D2GS332-P	
	1/8" (3.2mm)	D2GS418-P	

WEDGE COLLET

Direct interchangeability with all standard collets.

Simply by changing the collet you use!

NOW YOU CAN...

- Increase your TIG Welding Productivity
- Improve your TIG Welding Quality
- Eliminate wasted TIG Welding Down-Time
- Achieve greater TIG Welding Economy



WEDGE COLLET (EXCLUSIVE)

TORCH USED ON	TUNGSTEN SIZE IN. (MM)	ORDER NUMBER
CK9, CK20	.040 (1.0)	2C040GS
	1/16 (1.60)	2C116GS
	3/32 (2.40)	2C332GS
	1/8 (3.20)	2C418GS
CK17, CK18, CK26	.040 (1.0)	3C040GS
	1/16 (1.60)	3C116GS
	3/32 (2.40)	3C332GS
	1/8 (3.20)	3C418GS
	5/32 (4.00)	3C532GS

Slots weaken the collet allowing it to twist, deform or jam

<i>CK9, CK100, FL130</i>		ORDER NUMBER AK-1
ITEM	QTY	PART #
Long Backcap	1	200L (41V24)
.040" (1.0mm) Collet	1	2C40 (13N21)
1/16" (1.6mm) Collet	1	2C116 (13N22)
.040" (1.0mm) Collet Body	1	2CB40 (13N26)
1/16" (1.6mm) Collet Body	1	2CB116 (13N27)
#4 (1/4" 6.4mm) Alumina Cup	1	2A4 (13N08)
#5 (5/16" 8.0mm) Alumina Cup	1	2A5 (13N09)
#6 (3/8" 9.6mm) Alumina Cup	1	2A6 (13N10)
.040" (1.0mm) x 7" 2% Tungsten	1	T0407GT2
1/16" (1.6mm) x 7" 2% Tungsten	1	T1167GT2

<i>CK210, TL210, FL250, CK300, TL300, CK18, TL18, CK26, TL26</i>		ORDER NUMBER AK-3
ITEM	QTY	PART #
Short Backcap	1	300S (57Y04)
1/16" (1.6mm) Collet	1	3C116 (10N23)
3/32" (2.4mm) Collet	1	3C332 (10N24)
1/8" (3.2mm) Collet	1	3C418 (10N25)
1/16" (1.6mm) Collet Body	1	3CB116 (10N31)
3/32" (2.4mm) Collet Body	1	3CB332 (10N32)
1/8" (3.2mm) Collet Body	1	3CB418 (10N28)
#5 (5/16" 8.0mm) Alumina Cup	1	3A5 (10N49)
#6 (3/8" 9.6mm) Alumina Cup	1	3A6 (10N48)
#8 (1/2" 12.8mm) Alumina Cup	1	3A8 (10N46)
1/16" (1.6mm) x 7" 2% Tungsten	1	T1167GT2
3/32" (2.4mm) x 7" 2% Tungsten	1	T3327GT2
1/8" (3.2mm) x 7" 2% Tungsten	1	T187GT2

<i>CK24, CK24W, CK80, CK90, CK180</i>		ORDER NUMBER AK-5
ITEM	QTY	PART #
.040" (1.0mm) Collet	1	8C40 (53N16)
1/16" (1.6mm) Collet	1	8C116 (53N14)
.040" (1.0mm) Collet Body	1	8CB40 (53N18)
1/16" (1.6mm) Collet Body	1	8CB116 (53N19)
#4 (1/4", 6.4mm) Ceramic Cup	1	8C4 (53N24)
#5 (5/16", 8.0mm) Ceramic Cup	1	8C5 (53N25)
#6 (3/8", 9.6mm) Ceramic Cup	1	8C6 (53N27)
.040" (1.0mm) x 7" 2% Tungsten	1	T0407GT2
1/16" (1.6mm) x 7" 2% Tungsten	1	T1167GT2

<i>CK150, FL150, CK210, TL210, FL250, CK300, TL300, CK18, TL18, CK17, CK26, TL26</i>		ORDER NUMBER AK-3GS
ITEM	QTY	PART #
Short Backcap	1	300S
1/16" (1.6mm) Collet	1	3C116GS
3/32" (2.4mm) Collet	1	3C332GS
1/8" (3.2mm) Collet	1	3C418GS
1/16" (1.6mm) Tungsten Adapter	1	TAS116GS
3/32" (2.4mm) Tungsten Adapter	1	TAS332GS
1/8" (3.2mm) Tungsten Adapter	1	TAS418GS
Collet Body	1	3CBGS
Heatshield	1	3HSGS
#5 (5/16" 8.0mm) Alumina Cup	1	3A5GS
#6 (3/8" 9.6mm) Alumina Cup	1	3A6GS
#8 (1/2" 12.8mm) Pyrex Cup	1	3P8GS
1/16" (1.6mm) x 7" 2% Tungsten	1	T1167GT2
3/32" (2.4mm) x 7" 2% Tungsten	1	T3327GT2
1/8" (3.2mm) x 7" 2% Tungsten	1	T187GT2

<i>CK17, CK150, CKC150, FL150</i>		ORDER NUMBER AK-2
ITEM	QTY	PART #
Short Backcap	1	300S (57Y04)
.040" (1.0mm) Collet	1	3C40 (10N22)
1/16" (1.6mm) Collet	1	3C116 (10N23)
3/32" (2.4mm) Collet	1	3C332 (10N24)
.040" (1.0mm) Collet Body	1	3CB40 (10N30)
1/16" (1.6mm) Collet Body	1	3CB116 (10N31)
3/32" (2.4mm) Collet Body	1	3CB332 (10N32)
#4 (1/4" 6.4mm) Alumina Cup	1	3A4 (10N50)
#5 (5/16" (8.0mm) Alumina Cup	1	3A5 (10N49)
#6 (3/8" 9.6mm) Alumina Cup	1	3A6 (10N48)
.040" (1.0mm) x 7" 2% Tungsten	1	T0407GT2
1/16" (1.6mm) x 7" 2% Tungsten	1	T1167GT2
3/32" (2.4mm) x 7" 2% Tungsten	1	T3327GT2

<i>CK20, CK200, CK230, FL230</i>		ORDER NUMBER AK-4
ITEM	QTY	PART #
Long Backcap	1	200L (41V24)
1/16" (1.6mm) Collet	1	2C116 (13N22)
3/32" (2.4mm) Collet	1	2C332 (13N23)
1/8" (3.2mm) Collet	1	2C418 (13N24)
1/16" (1.6mm) Collet Body	1	2CB116 (13N27)
3/32" (2.4mm) Collet Body	1	2CB332 (13N28)
1/8" (3.2mm) Collet Body	1	2CB418 (13N29)
#5 (5/16" 8.0mm) Alumina Cup	1	2A5 (13N09)
#6 (3/8" 9.6mm) Alumina Cup	1	2A6 (13N10)
#8 (1/2" 12.8mm) Alumina Cup	1	2A8 (13N12)
1/16" (1.6mm) x 7" 2% Tungsten	1	T1167GT2
3/32" (2.4mm) x 7" 2% Tungsten	1	T3327GT2
1/8" (3.2mm) x 7" 2% Tungsten	1	T187GT2

<i>CK9, CK20, CK100, FL130, CK200, CK230, FL230</i>		ORDER NUMBER AK-4GS
ITEM	QTY	PART #
Long Backcap	1	200L
1/16" (1.6mm) Collet	1	2C116GS
3/32" (2.4mm) Collet	1	2C332GS
1/8" (2.4mm) Collet	1	2C418GS
1/16" (1.6mm) Tungsten Adapter	1	TAS116GS
3/32" (2.4mm) Tungsten Adapter	1	TAS332GS
1/8" (3.2mm) Tungsten Adapter	1	TAS418GS
Collet Body	1	2CBGS
Heatshield	1	2HSGS
#4 (1/4" 6.4mm) Alumina Cup	1	2A4GS
#6 (3/8" 9.6mm) Alumina Cup	1	2A6GS
#8 (1/2" 12.8mm) Pyrex Cup	1	2P8GS
1/16" (1.6mm) x 7" 2% Tungsten	1	T1167GT2
3/32" (2.4mm) x 7" 2% Tungsten	1	T3327GT2
1/8" (3.2mm) x 7" 2% Tungsten	1	T187GT2

STANDARD MACHINE SERIES

CUP	COLLET BODY	HEATSHIELD	TORCH W/ACM	COLLET	BACKCAP
<p>ALUMINA 3A4 (10N50) 3A5 (10N49) 3A6 (10N48) 3A7 (10N47)</p> <p>CERAMIC 3C4 (10S243) 3C5 (10S242) 3C6 (10S244) 3C7 (10S245)</p> <p>ALUMINA - GAS LENS 3AG4 (54N18) 3AG7 (54N15) 3AG5 (54N17) 3AG8 (54N14) 3AG6 (54N16) 3AG11 (54N19)</p>	<p>STANDARD 3CB20 (10N29) 3CB40 (10N30) 3CB116 (10N31) 3CB332 (10N32) 3CB418 (10N28) 3CB532 (406488)</p> <p>GAS LENS 3GL20 (45V29) 3GL40 (45V24) 3GL116 (45V25) 3GL332 (45V26) 3GL418 (45V27) 3GL532 (45V28)</p>	<p>STANDARD M-HS</p> <p>GAS LENS M3G-HS</p>	<p>TORCHES USED ON: MT100 MT200 MT300 MT400 MT500* CWMT400* CWMT500*</p> <p><i>*Contact factory for heatshield</i></p>	<p>SHORT 4C20 (10N21S) 4C40 (10N22S) 4C116 (10N23S) 4C332 (10N24S) 4C418 (10N25S) 4C532</p>	<p>LONG AL35 (2304-0145)</p> <p>MEDIUM AM35 (2304-0144)</p> <p>SHORT AS35 (2304-0143)</p>

AIRCO 2A SERIES

CUP	NOSE BLOCK	COLLET	HEATSHIELD	TORCH	BACKCAP
<p>ALUMINA A4A2 (2304-0069) A5A2 (2304-0070) A6A2 (2304-0073) A7A2 (2304-0074)</p> <p>CERAMIC A4C2 (2304-0002) A5C2 (2304-0004) A6C2 (2304-0049) A7C2 (2304-0050)</p>	<p>NOSE TRANSFER BLOCK ANT20 (2310-1810)</p>	<p>COLLET A20C20 (2304-0138) A40C20 (2304-0137) A116C20 (2304-0136) A332C20 (2304-0135) A418C20 (2304-0068)</p>	<p>HEATSHIELD AHS20</p>	<p>TORCHES USED ON: CKA10 CKA20</p>	<p>LONG AL20 (2304-0010)</p> <p>MEDIUM AM20 (2304-0009)</p> <p>SHORT AS20 (2304-0008)</p>

AIRCO 3A SERIES

CUP	NOSE BLOCK	COLLET	HEATSHIELD	TORCH	BACKCAP
<p>ALUMINA A4A3 (2304-0079) A5A3 (2304-0080) A6A3 (2304-0081) A8A3 (2304-0082) A10A3 (2304-0083)</p> <p>CERAMIC A4C3 (2304-0079C) A5C3 (2304-0080C) A6C3 (2304-0081C) A8C3 (2304-0082C) A10C3 (2304-0083C)</p>	<p>NOSE TRANSFER BLOCK ANT35 (2310-1938)</p>	<p>COLLET A20C35 (2304-0086) A40C35 (2304-0087) A116C35 (2304-0088) A332C35 (2304-0089) A418C35 (2304-0090) A532C35 (2304-0091) A316C35 (2304-0146)</p>	<p>HEATSHIELD AHS35 (2310-2014)</p>	<p>TORCHES USED ON: CKA16 CKA35</p>	<p>LONG AL35 (2304-0145)</p> <p>MEDIUM AM35 (2304-0144)</p> <p>SHORT AS35 (2304-0143)</p>

51 SERIES

CUP	COLLET BODY	NOSE BLOCK	COLLET	HEATSHIELD	TORCH	BACKCAP
ALUMINA 3AG6LD (57N75) 3AG8LD (57N74) 3AG10LD (53N88) 3AG11LD (53N89) 3AG12LD (53N87)	STANDARD 51GL116 51GL332 51GL418 51GL532 51GL316 51GL1400	STANDARD ANT35 (2310-1938)	STANDARD A116C35 (2304-0088) A332C35 (2304-0089) A418C35 (2304-0090) A532C35 (2304-0091) A316C35 (2304-0146)	STANDARD 510HS	<p>TORCHES USED ON: CK510</p>	LONG 300L (57Y02)
						COLLET CAP 514CCL for (1/4")

- Nose block and collet are not needed when using 1/4" tungsten.
- 3 Series head accessories can be used when welding at 400 amps or less

8 SERIES

CUP	COLLET BODY	COLLET	HEATSHIELD	TORCH
CERAMIC 8C4 (53N24) 8C6 (53N27) 8C5 (53N25)	STANDARD 8CB20 (53N17) 8CB40 (53N18) 8CB116 (53N19) 8CB332 (24CB332)	STANDARD 8C20 (53N15) 8C40 (53N16) 8C116 (53N14) 8C332 (24C332)	STANDARD 80THS	<p>TORCHES USED ON: CK80, CK90, CK180, CWH180, CK24, CK24W</p>
ALUMINA 8A1 (A53N23) 8A5 (A53N25) 8A4 (A53N24) 8A6 (A53N27)				
CERAMIC - LONG 8C4L (53N28) 8C6L (53N26)				
ALUMINA - GAS LENS 2AG4 (53N58) 2AG6 (53N60) 2AG5 (53N59) 2AG7 (53N61)	GAS LENS 2GL20 (45V41) 2GL40 (45V42) 2GL116 (45V43) 2GL332 (45V44)	GAS LENS 8CG20 (53N62) 8CG40 (53N63) 8CG116 (53N64) 8CG332 (24GLC332)	GAS LENS 8GHS	
CERAMIC 8C4 (53N24) 8C6 (53N27) 8C5 (53N25)	GAS LENS 8GL332	GAS LENS 8C332 (24C332)	GAS LENS 8GHS	
ALUMINA 8A1 (A53N23) 8A5 (A53N25) 8A4 (A53N24) 8A6 (A53N27)				
CERAMIC - LONG 8C4L (53N28) 8C6L (53N26)				

Size Suffix	Inches	Millimeters
020	.020"	.5mm
040	.040"	1.0mm
116	1/16"	1.6mm
332	3/32"	2.4mm
418	1/8"	3.2mm
532	5/32"	4.0mm
316	3/16"	4.8mm
1400	1/4"	6.4mm

9 SERIES

CLEAR CUP				BACK CAP	O-RING	O-RING	CLEAR CUP	FOR 1/16" (1.6 mm) TUNGSTEN	FOR 3/32" (2.4 mm) TUNGSTEN														
<table border="1"> <thead> <tr> <th>SIZE</th> <th>ORIFICE in. (mm)</th> <th>LENGTH in. (mm)</th> <th>ORDER NUMBER</th> </tr> </thead> <tbody> <tr> <td>4</td> <td>1/4 (6.35)</td> <td>.700 (17.78)</td> <td>9G2</td> </tr> </tbody> </table>	SIZE	ORIFICE in. (mm)	LENGTH in. (mm)	ORDER NUMBER	4	1/4 (6.35)	.700 (17.78)	9G2							<table border="1"> <thead> <tr> <th>ORDER NUMBER</th> </tr> </thead> <tbody> <tr> <td>CC116</td> </tr> </tbody> </table>	ORDER NUMBER	CC116	<table border="1"> <thead> <tr> <th>ORDER NUMBER</th> </tr> </thead> <tbody> <tr> <td>9R2</td> </tr> </tbody> </table>	ORDER NUMBER	9R2	<table border="1"> <thead> <tr> <th>ORDER NUMBER</th> </tr> </thead> <tbody> <tr> <td>CC332</td> </tr> </tbody> </table>	ORDER NUMBER	CC332
SIZE	ORIFICE in. (mm)	LENGTH in. (mm)	ORDER NUMBER																				
4	1/4 (6.35)	.700 (17.78)	9G2																				
ORDER NUMBER																							
CC116																							
ORDER NUMBER																							
9R2																							
ORDER NUMBER																							
CC332																							

3 SERIES GAS SAVER PARTS

CUP	ADAPTER	COLLET BODY	COLLET	HEATSHIELD	TORCH	BACKCAP
ALUMINA 3A4GS 3A5GS 3A6GS 3A7GS 3A8GS	WITH SCREEN TAS040GS TAS116GS TAS332GS TAS418GS TAS532GS	STANDARD 3CBGS	WEDGE 3C040GS 3C116GS 3C332GS 3C418GS 3C532GS	STANDARD 3HSGS	<p>TORCHES USED ON: CK150 CKC150 CK210 CK300 CK510 TL210 TL300 TL18 TL26 FL3L CK17 CK18 CK26 MT100* MT200* MT300* MT400* MT500* CKM350</p>	LONG 300L (57Y02)
CLEAR 3P8GS	WITHOUT SCREEN TA040GS TA116GS TA332GS					MEDIUM 300M (34015)
ALUMINA 2A4GS 2A5GS 2A6GS	WITH SCREEN See Above	SHORT 4CBGS	SHORT WEDGE 4C040GS 4C116GS 4C332GS 4C418GS 4C532GS	SHORT 3HSGS		SHORT 300S (57Y04)
CLEAR 2P8GS	WITHOUT SCREEN See Above					
CLEAR 4P18GSLD	LARGE DIAMETER WITH SCREEN TAS040GSLD TAS116GSLD TAS332GSLD TAS418GSLD TAS532GSLD	LARGE DIAMETER 4CBGSLD	SHORT WEDGE 4C040GS 4C116GS 4C332GS 4C418GS 4C532GS	LARGE DIAMETER 4HSGSLD		

TUNGSTEN ELECTRODE CONVERSION CHART		
Size Suffix	Inches	Millimeters
020	.020"	.5mm
040	.040"	1.0mm
116	1/16"	1.6mm
332	3/32"	2.4mm
418	1/8"	3.2mm
532	5/32"	4.0mm

*Heatshield not shown.
(Contact factory for part number)

4 SERIES STUBBY

CUP	COLLET BODY	COLLET	HEATSHIELD	TORCH	BACKCAP
ALUMINA 2A4 (13N08) 2A5 (13N09) 2A6 (13N10)	SHORT 4CB20 4CB40 4CB116	SHORT 4C20 (10N21S) 4C40 (10N22S) 4C116 (10N23S) 4C332 (10N24S) 4C418 (10N25S) 4C532	STANDARD 300HS	<p>TORCHES USED ON: CK150 CKC150 CK210 CK300 CK510 TL210 TL300 TL18 TL26 FL3L CK17</p>	LONG 300L (57Y02)
CERAMIC 2C4 (13N14) 2C5 (13N15) 2C6 (13N16)	SHORT 4CB20 4CB40 4CB116	SHORT WEDGE 4C040GS 4C116GS 4C332GS			MEDIUM 300M (34015)
CERAMIC - LONG 2C3L (796F70) 2C4L (796F71)	SHORT 4CB20 4CB40 4CB116	REVERSE See page 34			SHORT 300S (57Y04)
ALUMINA - GAS LENS 2AG4 (53N58) 2AG5 (53N59)	SHORT - GAS LENS See Above	SHORT See Above	SHORT - GAS LENS 4GHS		CK18 CK26 CKM350* CWHTL300* CWH350* CWM350*

*Heatshield not shown.
(Contact factory for part number)

CUP	COLLET BODY	COLLET	HEATSHIELD	TORCH	BACKCAP
ALUMINA 3A4 (10N50) 3A8 (10N46) 3A5 (10N49) 3A10 (10N45) 3A6 (10N48) 3A12 (10N44) 3A7 (10N47)	STANDARD 3CB20 (10N29) 3CB40 (10N30) 3CB116 (10N31) 3CB332 (10N32) 3CB418 (10N28) 3CB532 (406488)	STANDARD 3C20 (10N21) 3C40 (10N22) 3C116 (10N23) 3C332 (10N24) 3C418 (10N25) 3C532 (54N20)	STANDARD 300HS		LONG 300L (57Y02)
ALUMINA - LONG 3A5L (10N49L) 3A7L (10N47L) 3A6L (10N48L)					
CERAMIC 3C4 (105Z43) 3C8 (08N78) 3C5 (105Z42) 3C10 (08N79) 3C6 (105Z44) 3C12 (08N80) 3C7 (105Z45)		WEDGE 3C040GS 3C418GS 3C116GS 3C532GS 3C332GS		TORCHES USED ON: CK150 CKC150 CK210 CK300 CK510 TL210 TL300 TL18 TL26 FL3L CK17 CK18 CK26 CKM350* CWHTL300* CWH350* CWM350*	MEDIUM 300M (34015)
CERAMIC - LONG 3C4L (12N03) 3C6L (12N02) 3C5L (105Z60) 3C7L (105Z61)		REVERSE 7C20 7C332 7C40 7C418 7C116 7C532			SHORT 300S (57Y04)
ALUMINA - GAS LENS 3AG4 (54N18) 3AG7 (54N15) 3AG5 (54N17) 3AG8 (54N14) 3AG6 (54N16) 3AG11 (54N19)	GAS LENS 3GL20 (45V29) 3GL40 (45V24) 3GL116 (45V25) 3GL332 (45V26) 3GL418 (45V27) 3GL532 (45V28)	STANDARD See Above	GAS LENS 3GHS	*Heatshield not shown. (Contact factory for part number)	
ALUMINA LONG - GAS LENS OVERALL LENGTH 3 IN. 3AG5L (54N17L) 3AG6L (54N16L) 3AG7L (54N15L) 3AG8L (54N14L)		WEDGE See Above			
CERAMIC - GAS LENS 3CG4 (54N35) 3CG11 (54N36) 3CG5 (54N34) 3CG12 3CG6 (54N33) 3CG14 3CG7 (54N32) 3CG16 3CG8 (54N31)		STANDARD See Above	LARGE DIAMETER 3GHSLD		
ALUMINA - LARGE DIAMETER 3AG6LD (57N75) 3AG8LD (57N74) 3AG10LD (53N88) 3AG11LD (53N89) 3AG12LD (53N87)		WEDGE See Above			
ALUMINA LONG - LARGE DIAMETER OVERALL LENGTH 2.75 IN. 3AG6LDL (57N75L) 3AG8LDL (57N74L) 3AG10LDL (53N88L) 3AG12LDL (53N87L)		STANDARD See Above			
ALUMINA EXTRA LONG - LARGE DIAMETER OVERALL LENGTH 3.25 IN. 3AG6LDXL (57N75XL) 3AG8LD XL (57N74XL) 3AG10LDXL (53N88XL) 3AG12LDXL (53N87XL)		WEDGE See Above			

Size Suffix	Inches	Millimeters
020	.020"	.5mm
040	.040"	1.0mm
116	1/16"	1.6mm
332	3/32"	2.4mm
418	1/8"	3.2mm
532	5/32"	4.0mm

2 SERIES

CUP	COLLET BODY	COLLET	HEATSHIELD	TORCH	BACKCAP						
ALUMINA 2A4 (13N08) 2A7 (13N11) 2A5 (13N09) 2A8 (13N12) 2A6 (13N10) 2A10 (13N13)	STANDARD 2CB20 (13N25) 2CB40 (13N26) 2CB116 (13N27) 2CB332 (13N28) 2CB418 (13N29)	STANDARD 2C20 (13N20) 2C40 (13N21) 2C116 (13N22) 2C332 (13N23) 2C418 (13N24)	STANDARD 2GHS		LONG 200L (41V24)						
CERAMIC 2C4 (13N14) 2C7 (13N17) 2C5 (13N15) 2C8 (13N18) 2C6 (13N16) 2C10 (13N19)						WEDGE 2C040GS 2C332GS 2C116GS 2C418GS	REVERSE 6C20 6C332 6C40 6C418 6C116	TORCHES USED ON: CK100 CK110 CK130 CK200 CK230 FL2L CKM230 CWH230 CWM230 CK9 CK20	MEDIUM 200M (41V35)		
ALUMINA - LONG 2A3L (A796F70) 2A5L (A796F72) 2A4L (A796F71) 2A6L (A796F73)										REVERSE 6C20 6C332 6C40 6C418 6C116	SHORT 200S (41V33)
CERAMIC - LONG 2C3L (796F70) 2C5L (796F72) 2C4L (796F71) 2C6L (796F73)											
ALUMINA - GAS LENS 2AG4 (53N58) 2AG6 (53N60) 2AG5 (53N59) 2AG7 (53N61) 2AG8 (53N61S)	GAS LENS 2GL20 (45V41) 2GL40 (45V42) 2GL116 (45V43) 2GL332 (45V44) 2GL418 (45V45)	STANDARD See Above	STANDARD See Above		LONG 200L (41V24)						
ALUMINA - LARGE DIAMETER 3AG6LD (57N75) 3AG11LD (53N89) 3AG8LD (57N74) 3AG12LD (53N87) 3AG10LD (53N88)	LARGE DIAMETER 2GL0204LD (45V0204S) 2GL116LD (45V116S) 2GL332LD (45V64S) 2GL418LD (995795S)	LARGE DIAMETER 2C020LD (13N20L) 2C040LD (13N21L) 2C116LD (13N22L) 2C332LD (13N23L) 2C418LD (13N24L)	LARGE DIAMETER 2GHS LD			TORCHES USED ON: CK100 CK110 CK130 CK200 CK230 FL2L CKM230 CWH230 CWM230 CK9 CK20	MEDIUM 200M (41V35)				
								ALUMINA 8A4 (A53N24) 8A6 (A53N27) 8A5 (A53N25)	SHORT 6CB20 6CB40 6CB116 6CB332 6CB418	REVERSE See Above	STANDARD See Above
								CERAMIC 8C4 (53N24) 8C6 (53N27) 8C5 (53N25)			
CERAMIC - LONG 8C4L (53N28) 8C6L (53N26)											

Size Suffix	Inches	Millimeters
020	.020"	.5mm
040	.040"	1.0mm
116	1/16"	1.6mm
332	3/32"	2.4mm
418	1/8"	3.2mm
532	5/32"	4.0mm

2 SERIES GAS SAVER PARTS

CUP	ADAPTER	COLLET BODY	COLLET	HEATSHIELD	TORCH	BACKCAP
ALUMINA 2A4GS 2A7GS 2A5GS 2A8GS 2A6GS	WITH SCREEN TAS040GS TAS116GS TAS332GS TAS418GS	STANDARD 2CBGS	WEDGE 2C040GS 2C116GS 2C332GS 2C418GS	STANDARD 2HSGS		LONG 200L (41V24)
CLEAR 2P8GS						
CLEAR 2P18GSLD	LARGE DIAMETER WITH SCREEN TAS040GSLD TAS116GSLD TAS332GSLD TAS418GSLD	LARGE DIAMETER 2CBGSLD	WEDGE See Above	LARGE DIAMETER 2HSGSLD	TORCHES USED ON: CK100 CK110 CK130 CK200 CK230 FL2L CKM230 CWH230 CWM230 CK9 CK20	MEDIUM 200M (41V35)

WATER COOLED TORCH PROTECTION

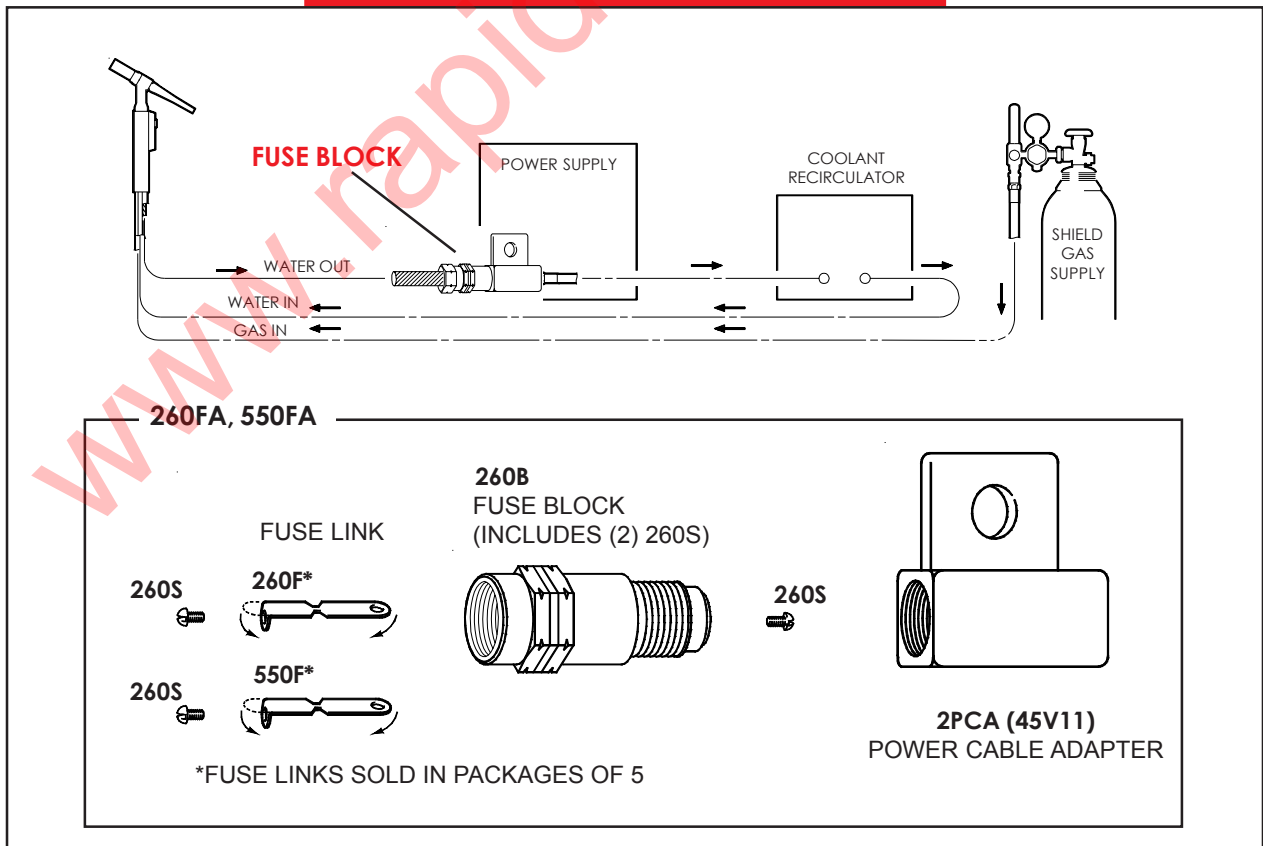
Water-cooled power cables can burn up within seconds if water is not recirculating through the cable assembly. This causes increased down time and expense. A simple solution to this far too common problem is an in-line fuse link. This device fits in-between the power cable and the power cable adapter. If water is not present over the fuse link it will burn up at about 6 amps. A simple change of an inexpensive fuse link gets the welder back up and running.



(Can be adapted to Dinse and Safe-loc connectors. See pages 27-29)

DESCRIPTION	PART #
260 AMP FUSE BLOCK	260FA
550 AMP FUSE BLOCK	550FA

FUSE BLOCK ASSEMBLY



HOSE COVERS

LEATHER VELCRO

**Leather with Velcro Fastener*

Length	Width	I.D.	Order No.
10ft (3m) small	3 ^{3/4} "(94mm)	1"(25.4mm)	212HCLV
23ft (7m) small	3 ^{3/4} "(94mm)	1"(25.4mm)	225HCLV
10ft (3m) large	4 ^{1/2} "(113mm)	1 ^{1/4} "(31.75)	312HCLV
23ft (7m) large	4 ^{1/2} "(113mm)	1 ^{1/4} "(31.75)	325HCLV

- *Lightweight, Supple*
- *Easy opening and closing*
- *Remains flexible in all climates*
- *Durable leather protective cover*
- *Abrasion, Heat, UV and Oil resistant*



ZIPPER NYLON

**Woven Nylon with Zipper Fastener*

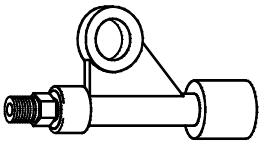
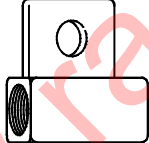
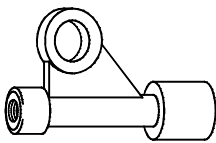
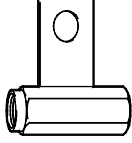
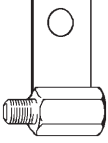
Length	Width	Order No.
10ft (3m)	3"(76mm)	CC-3-10
23ft (7m)	3"(76mm)	CC-3-22

- *Durable Nylon Weave*
- *Abarasion resistant*
- *UV resistant*
- *Lightweight*
- *Zipper fastener*

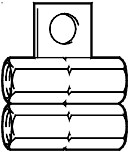
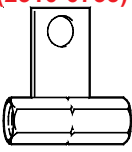
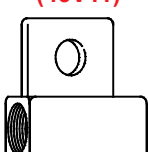
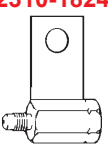


POWER CABLE ADAPTERS

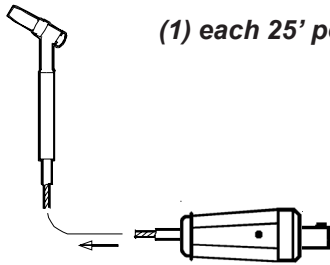
GAS COOLED

1PCA (53N43)	45V62	15PCA (105Z57)	21HPCA (2310-1879)	APCA10 (2310-2101)
				
<small>3/8-24 5/8-18</small>	<small>7/8-14 5/8-18</small>	<small>3/8-24 5/8-18</small>	<small>5/8-18 5/8-18</small>	<small>7/16-20 5/8-18</small>
Used with: CK24, CK80, CK90, CK100, CK110	Used with: CK26, TL26	Used with: CK9, CK17, CK130, CK150, FL130, FL150	Used with: CKC150, CK210, TL210, MT100, CKA16	Used with: CKA10

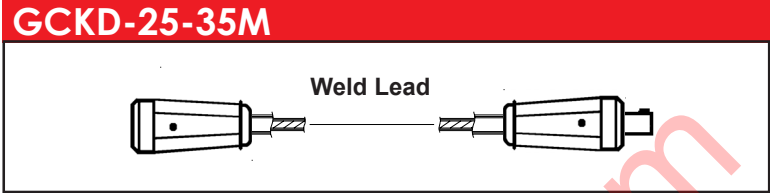
WATER COOLED

M3PCA	APCA35 (2310-0735)	2PCA (45V11)	APCA20 (2310-1824)
			
<small>5/8-18 LH 5/8-18 LH</small>	<small>5/8-18 LH 5/8-18 LH</small>	<small>7/8-14 LH 5/8-18 LH</small>	<small>3/8-24 5/8-18 LH</small>
Used with: MT300, MT400, MT500	Used with: MT200, CKA35	Used with: CK18, CK20, CK24W, CK180, CK200, CK230, CK300, CK510, TL18, TL300, FL230, FL250	Used with: CKA20

Used for Gas Cooled Torches with Dinse 35 Flow Through Argon GCK-25-35 kit consists of:

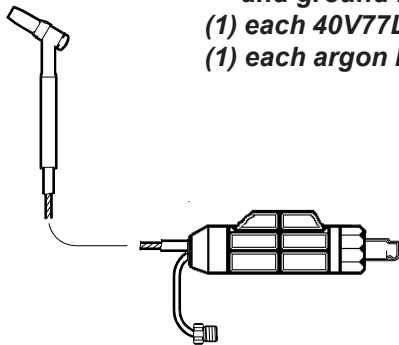


- (1) each 25' power and gas extension with 35 Dinse flow through connectors

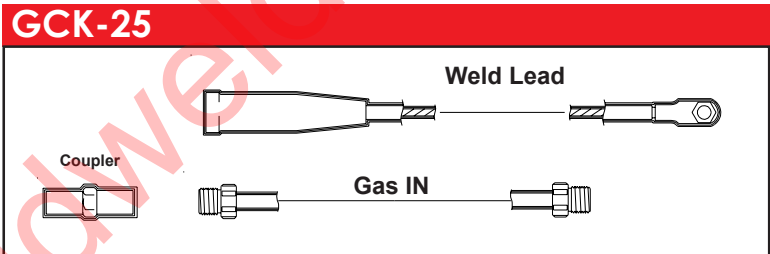


Requires Dinse Flow Through 35 connector installed on torch. Refer to page 28 for selector chart.

Used for Gas Cooled Torches, single piece or two piece cable assemblies GCK-25 kit consists of:

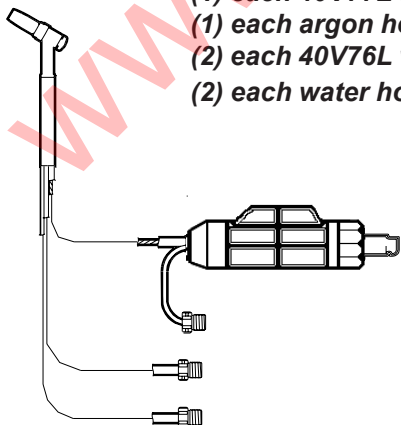


- (1) each 25' #2 awg weld lead power cable with female Tweco connector on one end and ground lug on the other end
- (1) each 40V77L argon hose extension
- (1) each argon hose coupler

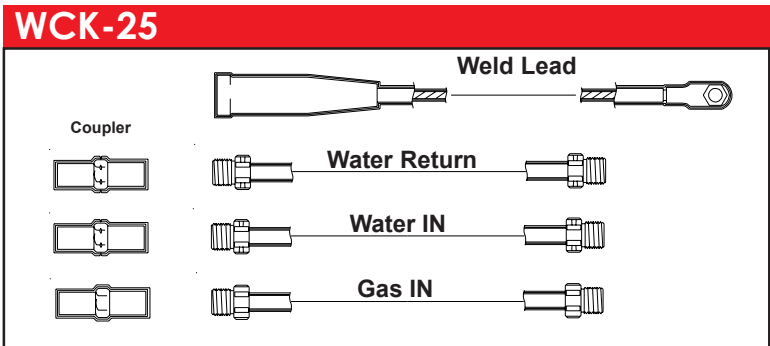


Requires Tweco Safe-Loc connector installed on torch. Refer to page 29 for selector chart.

Used for Water Cooled Torches WCK-25 kit consists of:

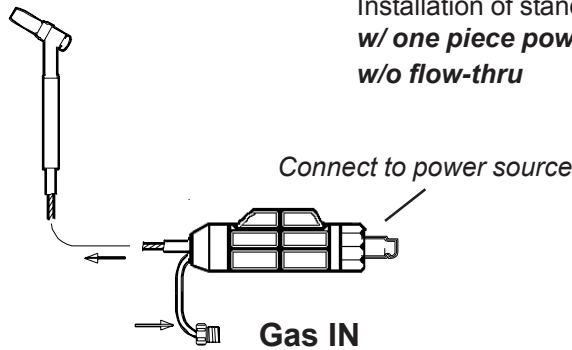


- (1) each 25' #2 awg weld lead power cable with female Tweco connector on one end and ground lug on other end
- (1) each 40V77L argon hose extension
- (1) each argon hose coupler
- (2) each 40V76L water hose extension
- (2) each water hose coupler



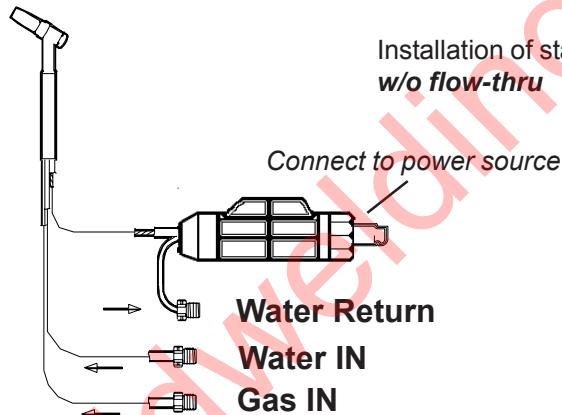
Requires Tweco Safe-Loc connector installed on torch. Refer to page 29 for selector chart.

GAS COOLED



Installation of standard **gas** cooled torches.
w/ one piece power cable
w/o flow-thru

WATER COOLED



Installation of standard **water** cooled torches.
w/o flow-thru

TWECO STYLE GAS COOLED	
TORCHES	ORDER NUMBER
CK24, 80, 90, 100, 110	SL-2-24
CK9, 17, 130, 150, FL130, FL150	SL-2
CKC150, CKA16, CK210, TL210	SL-5
CK26, TL26	SL-8

TWECO

TWECO STYLE WATER COOLED		
TORCHES	FUSE BLOCK	ORDER NUMBER
CK18, 20, 180, 200, CKT200, CK230, CK300, CK510, TL300, CK24W, FL230, FL250	w/o Fuse Block	SLWHAT-T
	w/ 260 amp Fuse	SLWHAT2F-T
	w/ 550 amp Fuse	SLWHAT5F-T

CAM-LOCK STYLE GAS COOLED	
TORCHES	ORDER NUMBER
CK24, 80, 90, 100, 110	SL2-CL-24
CK9, 17, 130, 150, FL130, FL150	SL2-CL
CKC150, CKA16, CK210, TL210	SL5-CL
CK26, TL26	SL8-CL

CAM-LOCK

CAM-LOCK STYLE WATER COOLED		
TORCHES	FUSE BLOCK	ORDER NUMBER
CK18, 20, 180, 200, CKT200, CK230, CK300, CK510, TL300, CK24W, FL230, FL250	w/o Fuse Block	SLWHAT-CL
	w/ 260 amp Fuse	SLWHAT2F-CL
	w/ 550 amp Fuse	SLWHAT5F-CL

DINSE FLOW THRU-25M,35M

<i>Lincoln</i>	<i>Miller</i>
Square Wave TIG 175(35**)	Econotig(35**)
Square Wave TIG 275(35**)	Maxstar150(25*)
	Syncrowave180SD(35**)

*DINSE 25
**DINSE 35



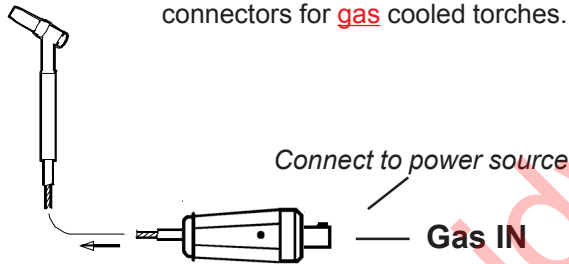
DINSE 25M
(3/8" 9.6mm)



DINSE 35M
(1/2" 12.8mm)

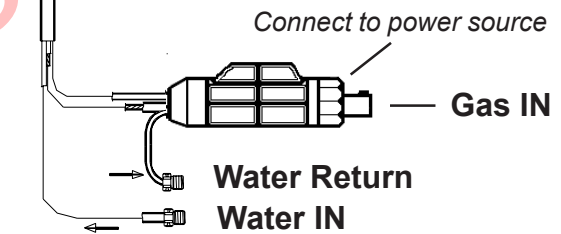
GAS COOLED

Installation of flow-thru DINSE connectors for gas cooled torches.



WATER COOLED

Installation of flow-thru DINSE connectors for water cooled torches



DINSE 25 (3/8" 9.6mm) STYLE GAS COOLED	
TORCHES	ORDER NUMBER
CK24, 80, 90, 100, 110	SL2-25M-24
CK9, 17, 130, 150, FL130, FL150	SL2-25M
CKC150, CK210, TL210, CKA16	SL5-25M
CK26, TL26	SL8-25M

DINSE 35 (1/2" 12.8mm) STYLE GAS COOLED	
TORCHES	ORDER NUMBER
CK24, 80, 90, 100, 110	SL2-35M-24
CK9, 17, 130, 150, FL130, FL150	SL2-35M
CKC150, CK210, TL210, CKA16	SL5-35M
CK26, TL26	SL8-35M

DINSE 25 (3/8" 9.6mm) STYLE WATER COOLED		
TORCHES	FUSE BLOCK	ORDER NUMBER
CK18, 20, 180, 200, CKT200, CK230, CK300, CK510, TL300, CK24W, FL230, FL250, MT300, MT400, MT500	w/o Fuse Block	SLWHAT-25M
	w/ 260 amp Fuse	SLWHAT2F-25M
	w/ 550 amp Fuse	SLWHAT5F-25M

DINSE 35 (1/2" 12.8mm) STYLE WATER COOLED		
TORCHES	FUSE BLOCK	ORDER NUMBER
CK18, 20, 180, 200, CKT200, CK230, CK300, CK510, TL300, CK24W, FL230, FL250, MT300, MT400, MT500	w/o Fuse Block	SLWHAT-35M
	w/ 260 amp Fuse	SLWHAT2F-35M
	w/ 550 amp Fuse	SLWHAT5F-35M

DINSE-25,35

ESAB	Lincoln	Miller	Thermal Arc	
1601(35**) Handy TIG 180(35**)	Invertec 160 series(35**) V250-S(35**)	Dynasty 300 series(35**) Maxstar 91,152, 200, 300 series(35**)	160TS(25*) 130GTS(25*) 200GTS(25*) 250GTS(25*) LS300(35**) LT300(35**) LM300(35**)	185TSW(35**) 250TS(35**) 400S(35**) 400GTS(35**) 400GMS(35**) 400GTSW(35**) 600GMS(35**)

*DINSE 25

**DINSE 35



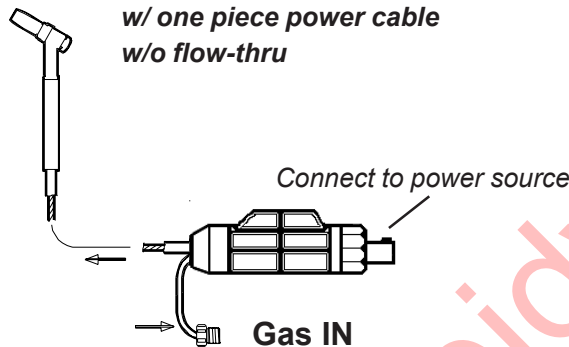
DINSE 25
(3/8" 9.6mm)



DINSE 35
(1/2" 12.8mm)

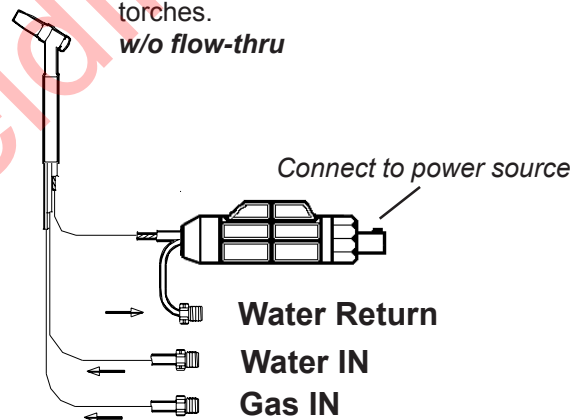
GAS COOLED

Installation of standard **gas** cooled torches.
w/ **one piece power cable**
w/o flow-thru



WATER COOLED

Installation of standard **water** cooled torches.
w/o flow-thru



DINSE 25 (3/8" 9.6mm) STYLE GAS COOLED

TORCHES	ORDER NUMBER
CK24, 80, 90, 100, 110	SL2-25-24
CK9, 17, 130, 150, FL130, FL150	SL2-25
CKC150, CK210, TL210, CKA16	SL5-25
CK26, TL26	SL8-25

DINSE 25 (3/8" 9.6mm) STYLE WATER COOLED

TORCHES	FUSE BLOCK	ORDER NUMBER
CK18, 20, 180, 200, CKT200, CK230, CK300, CK510, TL300, CK24W, FL230, FL250, MT300, MT400, MT500	w/o Fuse Block	SLWHAT-25
	w/ 260 amp Fuse	SLWHAT2F-25
	w/ 550 amp Fuse	SLWHAT5F-25

DINSE 35 (1/2" 12.8mm) STYLE GAS COOLED

TORCHES	ORDER NUMBER
CK24, 80, 90, 100, 110	SL2-35-24
CK9, 17, 130, 150, FL130, FL150	SL2-35
CKC150, CK210, TL210, CKA16	SL5-35
CK26, TL26	SL8-35

DINSE 35 (1/2" 12.8mm) STYLE WATER COOLED

TORCHES	FUSE BLOCK	ORDER NUMBER
CK18, 20, 180, 200, CKT200, CK230, CK300, CK510, TL300, CK24W, FL230, FL250, MT300, MT400, MT500	w/o Fuse Block	SLWHAT-35
	w/ 260 amp Fuse	SLWHAT2F-35
	w/ 550 amp Fuse	SLWHAT5F-35



TIG welding electrodes usually contain small quantities of metallic oxides, which can offer the following benefits:

- **Facilitate arc starting**
- **Increase arc stability**
- **Improve current carrying capacity of the electrode**
- **Reduce the risk of weld contamination**
- **Increase electrode life**

Oxides used are primarily zirconium, thorium, lanthanum or cerium. Additions are usually 1% - 4%. These oxides greatly improve arc initiation, especially when direct current (DC) welding is employed. Thorium oxide (thoria) has been used for many years, having been found effective in terms of long life and thermal efficiency. Zirconium oxide (zirconia) has been commonly used for alternating (AC) TIG welding, normally for welding aluminum.

ISO 6848 COLOR CHART	TYPE	SIZE	PART NUMBER
RED AWS A5.12 EWTh-2 ISO 6848 WT20	2% Thoriated tungsten: Best stability at medium currents, good arc starts, medium tendency to spit, medium erosion rate	.020 x 7" (0.5mm x 175mm)	T0207GT2
		.040 x 7" (1.0mm x 175mm)	T0407GT2
		1/16 x 7" (1.6mm x 175mm)	T1167GT2
		3/32 x 7" (2.4mm x 175mm)	T3327GT2
		1/8 x 7" (3.2mm x 175mm)	T187GT2
		5/32 x 7" (4.0mm x 175mm)	T5327GT2
WHITE AWS A5.12 NONE ISO 6848 WZ8	.8% Zirconiated tungsten: Balls well, handles higher current with less spitting, better arc starts and arc stability than pure tungsten	.020 x 7" (0.5mm x 175mm)	T0207GZ
		.040 x 7" (1.0mm x 175mm)	T0407GZ
		1/16 x 7" (1.6mm x 175mm)	T1167GZ
		3/32 x 7" (2.4mm x 175mm)	T3327GZ
		1/8 x 7" (3.2mm x 175mm)	T187GZ
		5/32 x 7" (4.0mm x 175mm)	T5327GZ
GOLD AWS A5.12EWLa-1.5 ISO 6848 WL15	1.5% Lanthanated tungsten: Lowest erosion rate, wide current range, no spitting, best DC arc starts and stability	.020 x 7" (0.5mm x 175mm)	T0207GL
		.040 x 7" (1.0mm x 175mm)	T0407GL
		1/16 x 7" (1.6mm x 175mm)	T1167GL
		3/32 x 7" (2.4mm x 175mm)	T3327GL
		1/8 x 7" (3.2mm x 175mm)	T187GL
		5/32 x 7" (4.0mm x 175mm)	T5327GL
GRAY ISO 6848 WC20 ORANGE for AWS A5.12 EWCe-2	2% Ceriated tungsten: Low erosion rate, wide current range, AC or DC, no spitting, consistent arc starts, good stability	.020 x 7" (0.5mm x 175mm)	T0207GC2
		.040 x 7" (1.0mm x 175mm)	T0407GC2
		1/16 x 7" (1.6mm x 175mm)	T1167GC2
		3/32 x 7" (2.4mm x 175mm)	T3327GC2
		1/8 x 7" (3.2mm x 175mm)	T187GC2
		5/32 x 7" (4.0mm x 175mm)	T5327GC2
GREEN AWS A5.12 EWP ISO 6848 WP	Pure tungsten: Balls easily, low cost, tends to spit at higher currents, used for non-critical welds only	.020 x 7" (0.5mm x 175mm)	T0207G
		.040 x 7" (1.0mm x 175mm)	T0407G
		1/16 x 7" (1.6mm x 175mm)	T1167G
		3/32 x 7" (2.4mm x 175mm)	T3327G
		1/8 x 7" (3.2mm x 175mm)	T187G
		5/32 x 7" (4.0mm x 175mm)	T5327G

SELECTOR CHART

Machine Make Potentiometer Rating	Amperage Control Type	Plug Config & Pin Count	Control Cable Length	Velcro™ Straps	Built in Handle for CK Torches		
				One Size Fits All	Small CK9, CK17, CK20, CK24, CK24W, CK80, CK90, CK100, CK130, CK150, CKC150*, CK200, CKT200, FLEX-LOC*	Medium CK230, CKA10, CKA20, TL18, TL26, TL210, TL300	Large CK18, CK26, CK210, CK300, CK350, CK510
Hobart 25K Ohm	Rotary	10 Pin Plug	15 ft. (4.6 m)	RACCV-25-1-H10	RAC2S-25-1-H10	RAC2M-25-1-H10	
			28 ft. (8.5 m)	RACCV-25-2-H10	RAC2S-25-2-H10	RAC2M-25-2-H10	
			53 ft. (16.2 m)	RACCV-25-3-H10	RAC2S-25-3-H10	RAC2M-25-3-H10	
	Linear	10 Pin Plug	15 ft. (4.6 m)	AMT CV-25-1-H10	AMT 2 S-25-1-H10	AMT 2 M-25-1-H10	AMT 2 L-25-1-H10
			28 ft. (8.5 m)	AMT CV-25-2-H10	AMT 2 S-25-2-H10	AMT 2 M-25-2-H10	AMT 2 L-25-2-H10
			53 ft. (16.2 m)	AMT CV-25-3-H10	AMT 2 S-25-3-H10	AMT 2 M-25-3-H10	AMT 2 L-25-3-H10
Lincoln Electric 10K Ohm	Rotary	14 Pin Plug	15 ft. (4.6 m)	RACCV-10-1-L14	RAC2S-10-1-L14	RAC2M-10-1-L14	
			28 ft. (8.5 m)	RACCV-10-2-L14	RAC2S-10-2-L14	RAC2M-10-2-L14	
			53 ft. (16.2 m)	RACCV-10-3-L14	RAC2S-10-3-L14	RAC2M-10-3-L14	
		5 Pin Plug	15 ft. (4.6 m)	RACCV-10-1-L5	RAC2S-10-1-L5	RAC2M-10-1-L5	
			28 ft. (8.5 m)	RACCV-10-2-L5	RAC2S-10-2-L5	RAC2M-10-2-L5	
			53 ft. (16.2 m)	RACCV-10-3-L5	RAC2S-10-3-L5	RAC2M-10-3-L5	
		6 Pin Plug	15 ft. (4.6 m)	RACCV-10-1-L6	RAC2S-10-1-L6	RAC2M-10-1-L6	
			28 ft. (8.5 m)	RACCV-10-2-L6	RAC2S-10-2-L6	RAC2M-10-2-L6	
			53 ft. (16.2 m)	RACCV-10-3-L6	RAC2S-10-3-L6	RAC2M-10-3-L6	
	Linear	14 Pin Plug	15 ft. (4.6 m)	AMT CV-10-1-L14	AMT 2 S-10-1-L14	AMT 2 M-10-1-L14	AMT 2 L-10-1-L14
			28 ft. (8.5 m)	AMT CV-10-2-L14	AMT 2 S-10-2-L14	AMT 2 M-10-2-L14	AMT 2 L-10-2-L14
			53 ft. (16.2 m)	AMT CV-10-3-L14	AMT 2 S-10-3-L14	AMT 2 M-10-3-L14	AMT 2 L-10-3-L14
		5 Pin Plug	15 ft. (4.6 m)	AMT CV-10-1-L5	AMT 2 S-10-1-L5	AMT 2 M-10-1-L5	AMT 2 L-10-1-L5
			28 ft. (8.5 m)	AMT CV-10-2-L5	AMT 2 S-10-2-L5	AMT 2 M-10-2-L5	AMT 2 L-10-2-L5
			53 ft. (16.2 m)	AMT CV-10-3-L5	AMT 2 S-10-3-L5	AMT 2 M-10-3-L5	AMT 2 L-10-3-L5
		6 Pin Plug	15 ft. (4.6 m)	AMT CV-10-1-L6	AMT 2 S-10-1-L6	AMT 2 M-10-1-L6	AMT 2 L-10-1-L6
			28 ft. (8.5 m)	AMT CV-10-2-L6	AMT 2 S-10-2-L6	AMT 2 M-10-2-L6	AMT 2 L-10-2-L6
			53 ft. (16.2 m)	AMT CV-10-3-L6	AMT 2 S-10-3-L6	AMT 2 M-10-3-L6	AMT 2 L-10-3-L6
Linde 25K Ohm	Rotary	3 & 3 Pin Pig-Tails Hubbell	15 ft. (4.6 m)	RACCV-25-1-LIND	RAC2S-25-1-LIND	RAC2M-25-1-LIND	
			28 ft. (8.5 m)	RACCV-25-2-LIND	RAC2S-25-2-LIND	RAC2M-25-2-LIND	
			53 ft. (16.2 m)	RACCV-25-3-LIND	RAC2S-25-3-LIND	RAC2M-25-3-LIND	
	Linear	3 & 3 Pin Pig-Tails Hubbell	15 ft. (4.6 m)	AMTCV-25-1-LIND	AMT2 S-25-1-LIND	AMT2 M-25-1-LIND	AMT2 L-25-1-LIND
			28 ft. (8.5 m)	AMTCV-25-2-LIND	AMT2 S-25-2-LIND	AMT2 M-25-2-LIND	AMT2 L-25-2-LIND
			53 ft. (16.2 m)	AMTCV-25-3-LIND	AMT2 S-25-3-LIND	AMT2 M-25-3-LIND	AMT2 L-25-3-LIND
Miller Electric 1K Ohm	Rotary	14 Pin Plug	15 ft. (4.6 m)	RACCV-1-1-M14	RAC2S-1-1-M14	RAC2M-1-1-M14	
			28 ft. (8.5 m)	RACCV-1-2-M14	RAC2S-1-2-M14	RAC2M-1-2-M14	
			53 ft. (16.2 m)	RACCV-1-3-M14	RAC2S-1-3-M14	RAC2M-1-3-M14	
		5 Pin Plug	15 ft. (4.6 m)	RACCV-1-1-M5	RAC2S-1-1-M5	RAC2M-1-1-M5	
			28 ft. (8.5 m)	RACCV-1-2-M5	RAC2S-1-2-M5	RAC2M-1-2-M5	
			53 ft. (16.2 m)	RACCV-1-3-M5	RAC2S-1-3-M5	RAC2M-1-3-M5	
	Linear	14 Pin Plug	15 ft. (4.6 m)	AMT CV-1-1-M14	AMT 2 S-1-1-M14	AMT 2 M-1-1-M14	AMT 2 L-1-1-M14
			28 ft. (8.5 m)	AMT CV-1-2-M14	AMT 2 S-1-2-M14	AMT 2 M-1-2-M14	AMT 2 L-1-2-M14
			53 ft. (16.2 m)	AMT CV-1-3-M14	AMT 2 S-1-3-M14	AMT 2 M-1-3-M14	AMT 2 L-1-3-M14
		5 Pin Plug	15 ft. (4.6 m)	AMT CV-1-1-M5	AMT 2 S-1-1-M5	AMT 2 M-1-1-M5	AMT 2 L-1-1-M5
			28 ft. (8.5 m)	AMT CV-1-2-M5	AMT 2 S-1-2-M5	AMT 2 M-1-2-M5	AMT 2 L-1-2-M5
			53 ft. (16.2 m)	AMT CV-1-3-M5	AMT 2 S-1-3-M5	AMT 2 M-1-3-M5	AMT 2 L-1-3-M5
Thermal Dynamics 5K Ohm	Rotary	14 Pin Plug	15 ft. (4.6 m)	RACCV-5-1-TD14	RAC2S-5-1-TD14	RAC2M-5-1-TD14	
			28 ft. (8.5 m)	RACCV-5-2-TD14	RAC2S-5-2-TD14	RAC2M-5-2-TD14	
			53 ft. (16.2 m)	RACCV-5-3-TD14	RAC2S-5-3-TD14	RAC2M-5-3-TD14	
		8 Pin Plug	15 ft. (4.6 m)	RACCV-5-1-TD8	RAC2S-5-1-TD8	RAC2M-5-1-TD8	
			28 ft. (8.5 m)	RACCV-5-2-TD8	RAC2S-5-2-TD8	RAC2M-5-2-TD8	
			53 ft. (16.2 m)	RACCV-5-3-TD8	RAC2S-5-3-TD8	RAC2M-5-3-TD8	
	Linear	14 Pin Plug	15 ft. (4.6 m)	AMT CV-5-1-TD14	AMT 2 S-5-1-TD14	AMT 2 M-5-1-TD14	AMT 2 L-5-1-TD14
			28 ft. (8.5 m)	AMT CV-5-2-TD14	AMT 2 S-5-2-TD14	AMT 2 M-5-2-TD14	AMT 2 L-5-2-TD14
			53 ft. (16.2 m)	AMT CV-5-3-TD14	AMT 2 S-5-3-TD14	AMT 2 M-5-3-TD14	AMT 2 L-5-3-TD14
		8 Pin Plug	15 ft. (4.6 m)	AMT CV-5-1-TD8	AMT 2 S-5-1-TD8	AMT 2 M-5-1-TD8	AMT 2 L-5-1-TD8
			28 ft. (8.5 m)	AMT CV-5-2-TD8	AMT 2 S-5-2-TD8	AMT 2 M-5-2-TD8	AMT 2 L-5-2-TD8
			53 ft. (16.2 m)	AMT CV-5-3-TD8	AMT 2 S-5-3-TD8	AMT 2 M-5-3-TD8	AMT 2 L-5-3-TD8

***NOTE:** ONLY THE VELCRO MODEL WILL WORK FOR THE VALVED CKC150 AND THE VALVED FLEX-LOC TORCHES


***CONTACT FACTORY FOR OTHER TIG MACHINES**

ROTARY AMPERAGE CONTROL

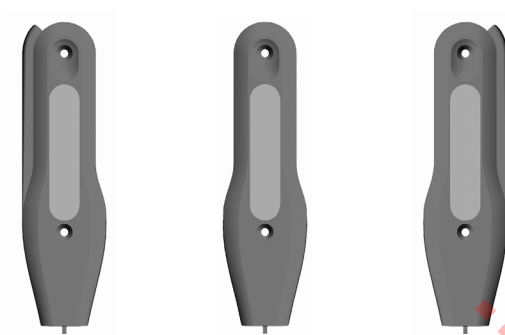
Remote amperage controls provide welding machine contactor on-off, activate gas and/or water solenoids, and provide full range current output control. Handle styles include Velcro™ straps where one size fits all handle diameters and retrofits easily on all makes of torches or built into the handle as original equipment. A built in strain-relief prevents the control cord from being pulled out or damaged.



BUILT-IN MODEL
(For CK torches)



VELCRO™ MODEL



Finger Guards

- **Innovative ergonomic design fits in the welder's hand comfortably**
- **3 different handle configurations possible with different Finger Guards**
- **Choice of low profile built-in handle or low profile Velcro straps**
- **Plug and Play replacement potentiometer assembly, no soldering required**
- **Adapts to most standard TIG power supplies**
- **Protected against high frequency**

LINEAR AMPERAGE CONTROL

The Amptrak™ remote current control provides remote on-off control of the welding machine contactor and/or gas and water solenoid control, as well as full range remote current output control. A built in strain-relief prevents the control cord from being pulled out or damaged. The Amptrak™ remote current control can be ordered either built into a CK torch handle as original equipment or in the Velcro™ model where one size fits all.



- **Linear slide actuator for complete on / off and full amperage control**
- **Built in handle or Velcro strap design to fit all TIG torches**
- **Adapts to most standard TIG power supplies**
- **Protected against high frequency**

TURBO-SHARP® III

Tungsten Electrode Grinder

TURBO-SHARP® III is an enclosed electrode grinder, which eliminates grinding dust exposure to both the user and the environment. Standard head for diameters: .040" (1.0mm), 1/16" (1.6mm), 3/32" (2.4mm), and 1/8" (3.2mm). Angles adjustable from (20°-60°).

- **Minimizes Tungsten Dust Exposure**
- **Consistent Tip Geometry**
- **Eliminate Grinding Wheel Contamination**




Consistent Results:

Stepless grinding angles (20°-60°)

Special Features:

- **Multi-functional cover**
Through a slot in the cover one can flatten the electrode to prepare a truncated cone.
- **Setting the angle**
Angles adjustable from (20° - 60°).
- **Grinding disc**
Both sides coated with diamond-powder, giving double wheel life.
- **Unbelievable result**
TURBO-SHARP® III allows exact repetition of longitudinal grinding.
- **Ergonomics**
TURBO-SHARP® III is optimal with respect to weight and handling.



Both sides coated with diamond-powder

The solution for every diameter:

TURBO-SHARP® III can be equipped with an optional grinder head (TS3-HR). Using the red head, you can grind electrodes of diameter: .040" (1.0mm), 5/32"(4.0mm), 3/16"(4.8mm) and 1/4"(6.4mm)



Holds shorter length tungsten

Short Tungsten Kit



*FOR USE WITH TS3-HR GRINDER HEAD ONLY

Technical Data	
Voltage:	120V or 220V AC
Single Phase:	60 Hz
Power:	400 W
Amp:	3.5 A
No load speed:	30,000 RPM
Weight:	3.7 lbs. (1690g)
Guarantee:	2 years

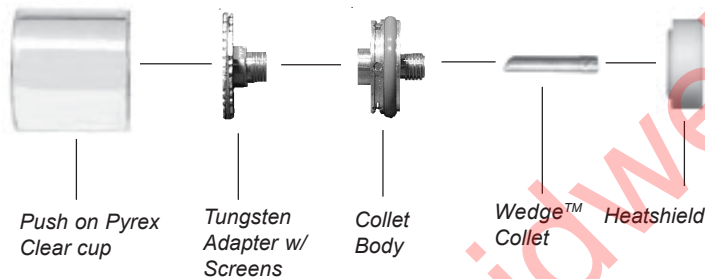
Order Number	Description
TS3	115 V GRINDER
TS3-230	230 V GRINDER
TS3-W	REPLACEMENT WHEEL
TS3-HB	GRINDER HEAD .040" - 1/8" (included with TS3)
TS3-HR	GRINDER HEAD 5/32", 3/16", 1/4"
TS3-STK	SHORT TUNGSTEN KIT (TS3-HR required)

LARGE DIAMETER GAS SAVER™

The CK Large Diameter Gas Saver™ front end is used to provide an inert atmosphere for the welding of reactive metals such as titanium, molybdenum, nickel-based and aluminum based alloys, as well as non-reactive metals like stainless steel. This design is lightweight, allowing for operator comfort and accurate control. The front end also uses a clear Pyrex cup creating excellent visibility of the weld puddle. The clear cup features an inside diameter of 1 1/8" (28.57mm) which is the largest cup orifice available on the market today. This design offers a replaceable, interchangeable tungsten adapter; and a universal collet body, creating less inventory, and allowing inexpensive screen replacement. Tungsten stick-out can be up to 2" (50.8mm) in certian conditions. This kit allows welders to weld low amperage Titanium without a trailing shield. Great for tack welding outside of an inert chamber and repairs of small cracks.



KIT CONSISTS OF ONE EACH OF THE FOLLOWING



Individual replacement items available refer to pages 33 & 35.

2 SERIES LARGE DIAMETER KITS:

USE ON TORCHES	TUNGSTEN SIZE	ORDER NUMBER
CK100, CK110,	.040"(1.0MM)	D2GS040LD
CK130, CK200, CK230, CK9,	1/16"(1.6MM)	D2GS116LD
CK20	3/32"(2.4MM)	D2GS332LD
	1/8"(3.2MM)	D2GS418LD

4 SERIES LARGE DIAMETER KITS:

USE ON TORCHES	TUNGSTEN SIZE	ORDER NUMBER
CK150, CKC150, CK210,	.040"(1.0MM)	D4GS040LD
CK300, CK510, TL210, TL300,	1/16"(1.6MM)	D4GS116LD
CK17, CK18, CK26	3/32"(2.4MM)	D4GS332LD
	1/8"(3.2MM)	D4GS418LD
	5/32"(4.0MM)	D4GS532LD

TRAILING SHIELDS

Trailing shield kits are typically used for highly reactive alloys where additional argon is required. Kits consist of clip assembly, trailing shield and 25' argon hose with fittings.

TRAILING SHIELD KITS:

TORCHES USED ON	STANDARD GAS LENS	LARGE DIAMETER GAS LENS
2 SERIES: CK100, CK110, CK130, CK200, CK230, CK9, CK20	TS200	TS300LD
3 SERIES: CK150, CKC150, CK210, CK300, CK510, TL210, TL300, CK17, CK18, CK26	TS300	TS300LD



PATENTED FLEXIBLE PURGE CHAMBER

The patented CK Flexible Purge Chamber is used in the Gas Tungsten Arc Welding (GTAW)/Tungsten Inert Gas (TIG) process to provide a completely inert atmosphere for the welding of reactive metals such as titanium, molybdenum, nickel-based and aluminum-based alloys, as well as non-reactive metals like stainless steel. Unique to this design is the ability to draw a vacuum around the product to be welded by collapsing the chamber. The chamber is then filled through a perforated hose that encircles the bottom of the chamber. This filling process allows the argon gas to expel all atmospheric gases more effectively (through the top valve port) than traditional filling methods. This significantly reduces the time required to reach an inert atmosphere suitable for welding, while using considerably less gas than traditional rigid purge chambers.

Standard Model PC2000-24 shown below with optional WF-3 Cold Wire Feed Unit



INCLUDED PARTS:

- 115V Vacuum pump
- Dual Flowmeter/regulator
- 2 Work stations
- 2 Sets of gloves
- 4 Accessory ports
- Heat blanket
- 10'(3m) Argon hose
- 10'(3m) Vacuum hose
- Repair kit
- Instructional video
- Storage container

PART NUMBER: PC2000-24

****Custom designed chambers are also available - ANY SIZE****

BENEFITS:

- » Less argon required
- » Collapsible, easily stored
- » Multiple accessory & glove ports
- » Less expensive
- » Less time to fill
- » Vacuum drawn
- » Facilitates welding grade atmosphere
- » 30" (76.8cm) diameter

SPECIFICATIONS:

- Height: 20"(51.2cm)
- Width: 30"(76.8cm)*
- Shipping weight: 47 lbs.(21.3kg)
- Zipper length: 60"(153.6cm)
- Standard size*: 30"(76.8cm) diameter
24"(61.4cm) base

** Contact CK Worldwide for price and availability on other sizes.*



When these torches are used in conjunction with the WF3 wire feeder complete automatic feeding of the filler wire is possible. Please specify size (.030" [.8mm], .035" [.9mm], .045" [1.1mm], 1/16" [1.6mm]), and type (**H**ard - steel or **S**oft - aluminum) when ordering. A separate remote switch (**CWMES**) is required for complete installation.

WATER COOLED TORCHES




Water Cooled
300 amp ACHF or DCSP @ 100%
18 in (45.7 cm) · 6 oz (170 gm)
2 Series Head Accessories
1 3/8" (34.9mm) O.D. Barrel

CWM2312 MACHINE COLD WIRE TORCH			
HEAD STYLE	CABLE	WIRE SIZE/TYPE	ORDER NUMBER
Straight Barrel	12½ft (3.8m) TriFlex	.030" (.8mm) Soft	CWM2312-030S
		.030" (.8mm) Hard	CWM2312-030H
	Special length cables are available upon request.	.035" (.9mm) Soft	CWM2312-035S
		.035" (.9mm) Hard	CWM2312-035H
		.045" (1.1mm) Soft	CWM2312-045S
		.045" (1.1mm) Hard	CWM2312-045H
		1/16" (1.6mm) Soft	CWM2312-116S
		1/16" (1.6mm) Hard	CWM2312-116H




Water Cooled
350 amp ACHF or DCSP @ 100%
18 in (45.7 cm) · 6-1/4 oz (177 gm)
3 Series Head Accessories
1 3/8" (34.9mm) O.D. Barrel

CWM3512 MACHINE COLD WIRE TORCH			
HEAD STYLE	CABLE	WIRE SIZE/TYPE	ORDER NUMBER
Straight Barrel	12½ft (3.8m) Separate Cables	.030" (.8mm) Soft	CWM3512-030S
		.030" (.8mm) Hard	CWM3512-030H
	Special length cables are available upon request.	.035" (.9mm) Soft	CWM3512-035S
		.035" (.9mm) Hard	CWM3512-035H
		.045" (1.1mm) Soft	CWM3512-045S
		.045" (1.1mm) Hard	CWM3512-045H
		1/16" (1.6mm) Soft	CWM3512-116S
		1/16" (1.6mm) Hard	CWM3512-116H



Water Cooled
400 amp ACHF or DCSP @ 100%
4-1/16 in (10.3 cm) · 6-1/4 oz (177 gm)
3 Series Head Accessories

CWMT412 MACHINE COLD WIRE TORCH			
HEAD STYLE	CABLE	WIRE SIZE/TYPE	ORDER NUMBER
Face Plate Mounted	12½ft (3.8m) Dual Power Cables	.030" (.8mm) Soft	CWMT412-030S
		.030" (.8mm) Hard	CWMT412-030H
	Special length cables are available upon request.	.035" (.9mm) Soft	CWMT412-035S
		.035" (.9mm) Hard	CWMT412-035H
		.045" (1.1mm) Soft	CWMT412-045S
		.045" (1.1mm) Hard	CWMT412-045H
		1/16" (1.6mm) Soft	CWMT412-116S
		1/16" (1.6mm) Hard	CWMT412-116H



Water Cooled
500 amp ACHF or DCSP @ 100%
7 in (17.8 cm) · 12 oz (340 gm)
3 Series Head Accessories
1 3/8" (34.9mm) O.D. Barrel

CWMT512 MACHINE COLD WIRE TORCH			
HEAD STYLE	CABLE	WIRE SIZE/TYPE	ORDER NUMBER
7" Barrel Style 18" Barrel available upon request	12½ft (3.8m) Dual Power Cables	.030" (.8mm) Soft	CWMT512-7-030S
		.030" (.8mm) Hard	CWMT512-7-030H
	Special length cables are available upon request.	.035" (.9mm) Soft	CWMT512-7-035S
		.035" (.9mm) Hard	CWMT512-7-035H
		.045" (1.1mm) Soft	CWMT512-7-045S
		.045" (1.1mm) Hard	CWMT512-7-045H
		1/16" (1.6mm) Soft	CWMT512-7-116S
		1/16" (1.6mm) Hard	CWMT512-7-116H

HAND HELD PENDANT

CWH PENDANT

HEAD STYLE	LENGTH	WIRE SIZE/TYPE	ORDER #
Electric Switch w/ Straight Wire Guide	8ft (2.4m)	.030" (.8mm) Soft	CWH-030S
	10ft (3.0m)	.030" (.8mm) Hard	CWH-030H
	8ft (2.4m)	.035" (.9mm) Soft	CWH-035S
	10ft (3.0m)	.035" (.9mm) Hard	CWH-035H
	8ft (2.4m)	.045" (1.1mm) Soft	CWH-045S
	10ft (3.0m)	.045" (1.1mm) Hard	CWH-045H
	8ft (2.4m)	1/16" (1.6mm) Soft	CWH-116S
	10ft (3.0m)	1/16" (1.6mm) Hard	CWH-116H



Pendant Unit
Used in conjunction with TIG torch

WATER COOLED TORCHES

CWHTL312 RIGID COLD WIRE TORCH

STYLE	WIRE SIZE/TYPE	STANDARD #	SUPERFLEX #
Rigid Head w/o Valve 12½ft (3.8m) TriFlex/ SuperFlex	.030" (.8mm) Soft	CWHTL312-030S	CWHTL312SF-030S
	.030" (.8mm) Hard	CWHTL312-030H	CWHTL312SF-030H
	.035" (.9mm) Soft	CWHTL312-035S	CWHTL312SF-035S
	.035" (.9mm) Hard	CWHTL312-035H	CWHTL312SF-035H
	.045" (1.1mm) Soft	CWHTL312-045S	CWHTL312SF-045S
	.045" (1.1mm) Hard	CWHTL312-045H	CWHTL312SF-045H
	1/16" (1.6mm) Soft	CWHTL312-116S	CWHTL312SF-116S
	1/16" (1.6mm) Hard	CWHTL312-116H	CWHTL312SF-116H



Water Cooled
350 amp ACHF or DCSP @ 100%
8 in (20.3 cm) 5 oz (141 gm)
3 Series Head Accessories

CWH3512 RIGID COLD WIRE TORCH

STYLE	WIRE SIZE/TYPE	STANDARD #	SUPERFLEX #
Rigid Head w/o Valve 12½ft (3.8m) Separate Cables	.030" (.8mm) Soft	CWH3512-030S	CWH3512SF-030S
	.030" (.8mm) Hard	CWH3512-030H	CWH3512SF-030H
	.035" (.9mm) Soft	CWH3512-035S	CWH3512SF-035S
	.035" (.9mm) Hard	CWH3512-035H	CWH3512SF-035H
	.045" (1.1mm) Soft	CWH3512-045S	CWH3512SF-045S
	.045" (1.1mm) Hard	CWH3512-045H	CWH3512SF-045H
	1/16" (1.6mm) Soft	CWH3512-116S	CWH3512SF-116S
	1/16" (1.6mm) Hard	CWH3512-116H	CWH3512SF-116H



Water Cooled
400 amp ACHF or DCSP @ 100%
9-1/2 in (24.1 cm) 6-1/2 oz (184 gm)
3 Series Head Accessories

FOR SPECIFIC APPLICATIONS

CWH1812 RIGID COLD WIRE TORCH

STYLE	WIRE SIZE/TYPE	STANDARD #	SUPERFLEX #
Rigid Head w/o Valve 12½ft (3.8m) TriFlex/ SuperFlex	.030" (.8mm) Soft	CWH1812-030S	CWH1812SF-030S
	.030" (.8mm) Hard	CWH1812-030H	CWH1812SF-030H
	.035" (.9mm) Soft	CWH1812-035S	CWH1812SF-035S
	.035" (.9mm) Hard	CWH1812-035H	CWH1812SF-035H
	.045" (1.1mm) Soft	CWH1812-045S	CWH1812SF-045S
	.045" (1.1mm) Hard	CWH1812-045H	CWH1812SF-045H
	1/16" (1.6mm) Soft	CWH1812-116S	CWH1812SF-116S
	1/16" (1.6mm) Hard	CWH1812-116H	CWH1812SF-116H



Water Cooled
180 amp ACHF or DCSP @ 100%
8-1/8 in (20.6 cm) 3-1/2 oz (99 gm)
8 Series Head Accessories

CWH2312 RIGID COLD WIRE TORCH

STYLE	WIRE SIZE/TYPE	STANDARD #	SUPERFLEX #
Rigid Head w/o Valve 12½ft (3.8m) TriFlex/ SuperFlex	.030" (.8mm) Soft	CWH2312-030S	CWH2312SF-030S
	.030" (.8mm) Hard	CWH2312-030H	CWH2312SF-030H
	.035" (.9mm) Soft	CWH2312-035S	CWH2312SF-035S
	.035" (.9mm) Hard	CWH2312-035H	CWH2312SF-035H
	.045" (1.1mm) Soft	CWH2312-045S	CWH2312SF-045S
	.045" (1.1mm) Hard	CWH2312-045H	CWH2312SF-045H
	1/16" (1.6mm) Soft	CWH2312-116S	CWH2312SF-116S
	1/16" (1.6mm) Hard	CWH2312-116H	CWH2312SF-116H




Water Cooled
300 amp ACHF or DCSP @ 100%
8-1/4 in (20.9 cm) 3-3/4 oz (106 gm)
2 Series Head Accessories



FEATURES

- Automates adding filler metal in TIG Welding.
- All weld parameters can be duplicated.
- Dual Groove Drive Roll system accepts multiple wire sizes.
- Eliminates TIG rod stub loss.
- Cabinet keeps filler wire clean.
- Makes fully automatic machine TIG welding possible.
- Results are consistent and high quality.



FRONT PANEL (WF-3) CONTROL


For complete installation of a Cold Wire TIG System, you need both the Cold Wire Feeder and a TIG torch (hand held or machine mounted) with cold wire TIG capabilities. The Cold Wire TIG System works independently of a standard TIG power supply using normal TIG welding parameters.

CK Worldwide manufactures two models of Cold Wire TIG Feeders. The WF-1 feed unit is designed for use with CK "CWH" series hand torches for semi automatic welding applications. The WF-1 has an ON/OFF switch, pilot light, wire feed control, pulse/continuous feed switch, pulse wire on and off timers, and a remote switch receptacle.

The WF-3 feed unit has all the features of the WF-1 feed unit plus controls for automatic operation with CK "CWM" series machine mounted machine torches. Additional controls include ON/OFF switches and timer controls for delay wire start and wire retract.

SPECIFICATIONS:

- Voltage: 115V AC
(220V AC 50 hz. - special item)
- Phase: Single Phase
- Frequency: 50 / 60 hz.
- Height: 15 in. (38.1 cm.)
- Width: 10 in. (25.4 cm.)
- Length: 21 in. (53.3 cm.)
- Weight: 39 lbs. (17.7 kg.)
- Motor Type: DC permanent magnet
- Motor Rating: 1/3 hp at 4000 rpm
- Filler Wire Spool Size: 12 in. (30.5 cm.)
- Filler Wire Sizes: .023" (.5mm), .030" (.8mm), .035" (.9mm), .045" (1.1mm), 1/16" (1.6mm).
- Wire Feed Speed Range: 0 - 500 ipm (0 - 1250cm)
- Feed Time (pulsed mode): continuously variable
- Dwell Time (pulsed mode): continuously variable
- (WF-3 only) Delay Start Time (continuous mode): continuously variable
- (WF-3 only) Wire Retract Time (continuous mode): continuously variable



WF1 COLD WIRE FEED UNIT (CK EXCLUSIVE)

APPLICATION	DRIVE ROLL	WIRE SIZE	ORDER NUMBER
Hand Held	20-35DR	.023"-.030" (.5mm - .8mm)	WF1-030
	30-45DR	.030"-.045" (.8mm - 1.1mm)	WF1-035
	45-564DR	.045"-1/16" (1.1mm - 1.6mm)	WF1-045
	45-564DR	.045-1/16" (1.1mm - 1.6mm)	WF1-116

WF3 COLD WIRE FEED UNIT (CK EXCLUSIVE)

APPLICATION	DRIVE ROLL	WIRE SIZE	ORDER NUMBER
Hand Held/ Machine Mounted	20-35DR	.023"-.030" (.5mm - .8mm)	WF3-030
	30-45DR	.030"-.045" (.8mm - 1.1mm)	WF3-035
	45-564DR	.045"-1/16" (1.1mm - 1.6mm)	WF3-045
	45-564DR	.045-1/16" (1.1mm - 1.6mm)	WF3-116



The MT500 Series torch body is available in lengths of 7 inch (17.8 cm.) or 18 inch (45.7 cm.) with a 1-3/8 inch (35mm.) O.D. The unique adjusting cap design of the MT torches provides tungsten adjustment while welding, and for ease of setup. A factory installed 24 or 32 pitch rack is available upon request.

WATER COOLED TORCHES - BARREL - BACK LOADING SERIES

MT500-7 MACHINE TORCH

HEAD STYLE	CABLE	LENGTH	STANDARD #	SUPERFLEX #
Barrel Style	Dual Power Cables	12½ft (3.8m)	MT512-7	MT512SF-7
		25ft (7.6m)	MT525-7	MT525SF-7
	1 Piece for Dinse Connectors	12½ft (3.8m)	MT512-7-1	MT512SF-7-1
		25ft (7.6m)	MT525-7-1	MT525SF-7-1



Water Cooled
500 amp ACHF or DCSP @ 100%
 7 in (17.8 cm) 12 oz (340 gm)
 3 Series Head Accessories
 1 3/8" (34.9mm) O.D. Barrel

MT500-18 MACHINE TORCH

HEAD STYLE	CABLE	LENGTH	STANDARD #	SUPERFLEX #
Barrel Style	Dual Power Cables	12½ft (3.8m)	MT512-18	MT512SF-18
		25ft (7.6m)	MT525-18	MT525SF-18
	1 Piece for Dinse Connectors	12½ft (3.8m)	MT512-18-1	MT512SF-18-1
		25ft (7.6m)	MT525-18-1	MT525SF-18-1



Water Cooled
500 amp ACHF or DCSP @ 100%
 18 in (45.7 cm) 16 oz (454 gm)
 3 Series Head Accessories
 1 3/8" (34.9mm) O.D. Barrel

WATER COOLED TORCHES - BARREL - FRONT LOADING SERIES

CKM230 MACHINE TORCH

HEAD STYLE	CABLE	LENGTH	STANDARD #	SUPERFLEX #
Barrel Style	TriFlex/ SuperFlex	12½ft (3.8m)	CKM2312	CKM2312SF
		25ft (7.6m)	CKM2325	CKM2325SF



Water Cooled
300 amp ACHF or DCSP @ 100%
 18 in (45.7 cm) 6 oz (170 gm)
 2 Series Head Accessories
 1 3/8" (34.9mm) O.D. Barrel

CKM350 MACHINE TORCH

HEAD STYLE	CABLE	LENGTH	STANDARD #	SUPERFLEX #
Barrel Style	Separate Cables	12½ft (3.8m)	CKM3512	CKM3512SF
		25ft (7.6m)	CKM3525	CKM3525SF



Water Cooled
400 amp ACHF or DCSP @ 100%
 18 in (45.7 cm) 6-1/4 oz (177 gm)
 3 Series Head Accessories
 1 3/8" (34.9mm) O.D. Barrel

The CKM230 and CKM350 torches come with a 1-3/8 inch (35mm) O.D. x 12 inch (30.5cm) long smooth handle as standard. Optional, 6 inch (15.3cm) long handles are also available. Shorter smooth handle for CKM230 has an O.D. of 1 inch (25.6mm), CKM350 has an O.D. of 1-3/8 inch (35mm).



The MT100 through MT400 torches are face plate mounted to allow use in limited space. Mounting holes are .75 in (19 mm.) apart with 4-40 UNC thread. The unique adjusting cap design of the MT torches provides tungsten adjustment while welding, and for ease of setup.

GAS COOLED TORCHES - COMPACT SERIES



Gas Cooled
100 amp ACHF or DCSP @ 100%
 4-1/16 in (10.3 cm) 5-3/4 oz (163 gm)
 3 Series Head Accessories

MT100 MACHINE TORCH				
HEAD STYLE	CABLE	LENGTH	STANDARD #	SUPERFLEX #
Face Plate Mounted	1 Piece	12½ft (3.8m)	MT112	MT112SF
		25ft (7.6m)	MT125	MT125SF

WATER COOLED TORCHES - COMPACT SERIES

MT200 MACHINE TORCH				
HEAD STYLE	CABLE	LENGTH	STANDARD #	SUPERFLEX #
Face Plate Mounted	Separate Cables	12½ft (3.8m)	MT212	MT212SF
		25ft (7.6m)	MT225	MT225SF



Water Cooled
200 amp ACHF or DCSP @ 100%
 4-1/16 in (10.3 cm) 6-1/4 oz (177 gm)
 3 Series Head Accessories

MT300 MACHINE TORCH				
HEAD STYLE	CABLE	LENGTH	STANDARD #	SUPERFLEX #
Face Plate Mounted	Dual Power Cables	12½ft (3.8m)	MT312	MT312SF
		25ft (7.6m)	MT325	MT325SF
	1 Piece for Dinse Connectors	12½ft (3.8m)	MT312-1	MT312SF-1
		25ft (7.6m)	MT325-1	MT325SF-1



Water Cooled
300 amp ACHF or DCSP @ 100%
 4-1/16 in (10.3 cm) 6 oz (170 gm)
 3 Series Head Accessories

MT400 MACHINE TORCH				
HEAD STYLE	CABLE	LENGTH	STANDARD #	SUPERFLEX #
Face Plate Mounted	Dual Power Cables	12½ft (3.8m)	MT412	MT412SF
		25ft (7.6m)	MT425	MT425SF
	1 Piece for Dinse Connectors	12½ft (3.8m)	MT412-1	MT412SF-1
		25ft (7.6m)	MT425-1	MT425SF-1



Water Cooled
400 amp ACHF or DCSP @ 100%
 4-1/16 in (10.3 cm) 6-1/4 oz (177 gm)
 3 Series Head Accessories

PROFESSIONAL TIG OUTFITS



PTO KITS INCLUDE:

- Torch Head
- Power Cable
- Various Size Collet Bodies
- Various Size Collets
- Various Size Cups
- Hook Up Kit
- Various Size Tungstens
- Backcaps (when needed)
- Flowmeter/Regulator
- Ground Clamp & 12.5' (3.8m) Cable
- Power Cable Adapter (when needed)
- Dinse Connectors available

Any torch package can be made into a Professional TIG Outfit by adding "PTO" to torch package part number. See example below for CK20-25 torch package.

PTO20-25

*Torch Package Rigid 250 Amp 2 Series
25' (7.6m) 3 Piece Cable Water Cooled*

GAS COOLED AIRCO TORCHES



Gas Cooled
100 amp ACHF or DCSP @ 100%
 8-1/8 in (20.6 cm) 3-1/2 oz (99 gm)
 A2 Series Head Accessories

CKA10 & CKA10V RIGID SERIES			
HEAD STYLE	CABLE	LENGTH	STANDARD #
Rigid Head w/o Valve	1 Piece	12½ft (3.8m)	CKA102
		25ft (7.6m)	CKA105
Rigid Head with Valve	1 Piece	12½ft (3.8m)	CKA102V
		25ft (7.6m)	CKA105V



Gas Cooled
200 amp ACHF or DCSP @ 100%
 9-3/8 in (23.8 cm) 7-1/2 oz (212 gm)
 A3 Series Head Accessories

CKA16 & CKA16V RIGID SERIES			
HEAD STYLE	CABLE	LENGTH	STANDARD #
Rigid Head w/o Valve	2 Piece	12½ft (3.8m)	CKA162N RG
		25ft (7.6m)	CKA165N RG
	1 Piece	12½ft (3.8m)	CKA162 RG
		25ft (7.6m)	CKA165 RG
Rigid Head with Valve	2 Piece	12½ft (3.8m)	CKA162VN RG
		25ft (7.6m)	CKA165VN RG
	1 Piece	12½ft (3.8m)	CKA162V RG
		25ft (7.6m)	CKA165V RG



Gas Cooled
200 amp ACHF or DCSP @ 100%
 9-3/8 in (23.8 cm) 7-1/2 oz (212 gm)
 A3 Series Head Accessories

CKA16 & CKA16V FLEX SERIES			
HEAD STYLE	CABLE	LENGTH	STANDARD #
Flex Head w/o Valve	2 Piece	12½ft (3.8m)	CKA162N FX
		25ft (7.6m)	CKA165N FX
	1 Piece	12½ft (3.8m)	CKA162 FX
		25ft (7.6m)	CKA165 FX
Flex Head with Valve	2 Piece	12½ft (3.8m)	CKA162VN FX
		25ft (7.6m)	CKA165VN FX
	1 Piece	12½ft (3.8m)	CKA162V FX
		25ft (7.6m)	CKA165V FX

WATER COOLED AIRCO TORCHES

CKA20 & CKA20V RIGID SERIES			
HEAD STYLE	CABLE	LENGTH	STANDARD #
Rigid Head w/o Valve	Tri-Flex	12½ft (3.8m)	CKA202
		25ft (7.6m)	CKA205
Rigid Head with Valve	Tri-Flex	12½ft (3.8m)	CKA202V
		25ft (7.6m)	CKA205V



Water Cooled
250 amp ACHF or DCSP @ 100%
 8-1/2 in (21.6 cm) 4 oz (113 gm)
 A2 Series Head Accessories


CKA35 & CKA35V RIGID SERIES			
HEAD STYLE	CABLE	LENGTH	STANDARD #
Rigid Head w/o Valve	Tri-Flex	12½ft (3.8m)	CKA352
		25ft (7.6m)	CKA355
Rigid Head with Valve	Tri-Flex	12½ft (3.8m)	CKA352V
		25ft (7.6m)	CKA355V



Water Cooled
350 amp ACHF or DCSP @ 100%
 8-1/2 in (21.6 cm) 4 oz (113 gm)
 A3 Series Head Accessories

FLEX LOC TORCHES

The patented Flex-Loc™ TIG Torch is available in water cooled and gas cooled models. The head can be locked in any position within a 360 degree rotation. The locking capability permits repeatable cup walking precision. The Flex Loc body design permits interchangeability with the Flex-Loc™ head, Linde 2 Series, and Linde 3 Series. The quick change head replacement system increases TIG welding productivity.



FLEX-LOC TORCH HEAD SELECTOR CHART

HEAD	AMPS/GAS	AMPS/WATER	ORDER NUMBER
2 Series Linde Style	130 amps gas cooled	230 amps water cooled	FL2L
3 Series Linde Style	150 amps gas cooled	250 amps water cooled	FL3L

GAS COOLED



Gas Cooled
130 Amps (w/FL2L) ACHF or DCSP @ 100%
 7-3/4 in (19.6 cm) 4-3/4 oz (135 gm)
 2 Series Head Accessories

FL130 & FL130V

HEAD STYLE	CABLE	LENGTH	STANDARD #	SUPERFLEX #
FL2L	1 Piece	12½ft (3.8m)	FL1312	FL1312SF
		25ft (7.6m)	FL1325	FL1325SF
FL2L with valve	1 Piece	12½ft (3.8m)	FL1312V	FL1312VSF
		25ft (7.6m)	FL1325V	FL1325VSF



Gas Cooled
150 Amps (w/FL3L) ACHF or DCSP @ 100%
 8-1/2 in (21.6 cm) 7 oz (198 gm)
 3 Series Head Accessories

FL150 & FL150V

HEAD STYLE	CABLE	LENGTH	STANDARD #	SUPERFLEX #
FL3L	1 Piece	12½ft (3.8m)	FL1512	FL1512SF
		25ft (7.6m)	FL1525	FL1525SF
FL3L with valve	1 Piece	12½ft (3.8m)	FL1512V	FL1512VSF
		25ft (7.6m)	FL1525V	FL1525VSF

WATER COOLED

FL230 & FL250

HEAD STYLE	CABLE	LENGTH	STANDARD #	SUPERFLEX #
FL2L	TriFlex/ SuperFlex	12½ft (3.8m)	FL2312	FL2312SF
		25ft (7.6m)	FL2325	FL2325SF
FL3L	TriFlex/ SuperFlex	12½ft (3.8m)	FL2512	FL2512SF
		25ft (7.6m)	FL2525	FL2525SF



FL230



FL250

Water Cooled
230 Amps (w/FL2L) ACHF or DCSP @ 100%
250 Amps (w/FL3L) ACHF or DCSP @ 100%
 7-3/4 in (19.6 cm) 5 oz (141 gm)
 2 or 3 Series Head Accessories

TRIMLINE TORCHES

SIGNIFICANTLY REDUCE THE SIZE & WEIGHT OF YOUR TORCH WHILE MAINTAINING SIMILAR AMPERAGE CAPACITY!!



CK Trimline torches provide a comfortable compact design!

GAS COOLED



Gas Cooled
200 amp ACHF or DCSP @ 100%
 8-1/8 in (20.6 cm) 5 oz (141 gm)
 3 Series Head Accessories

TL210 & TL210V RIGID

HEAD STYLE	CABLE	LENGTH	STANDARD #	SUPERFLEX #
Rigid Head w/o Valve	2 Piece	12½ft (3.8m)	TL2112N RG	TL2112NSF RG
		25ft (7.6m)	TL2125N RG	TL2125NSF RG
	1 Piece	12½ft (3.8m)	TL2112H RG	TL2112HSF RG
		25ft (7.6m)	TL2125H RG	TL2125HSF RG
Rigid Head with Valve	2 Piece	12½ft (3.8m)	TL2112VN RG	TL2112VNSF RG
		25ft (7.6m)	TL2125VN RG	TL2125VNSF RG
	1 Piece	12½ft (3.8m)	TL2112VH RG	TL2112VHSF RG
		25ft (7.6m)	TL2125VH RG	TL2125VHSF RG

TL210 & TL210V FLEX

HEAD STYLE	CABLE	LENGTH	STANDARD #	SUPERFLEX #
Flex Head w/o Valve	2 Piece	12½ft (3.8m)	TL2112N FX	TL2112NSF FX
		25ft (7.6m)	TL2125N FX	TL2125NSF FX
	1 Piece	12½ft (3.8m)	TL2112H FX	TL2112HSF FX
		25ft (7.6m)	TL2125H FX	TL2125HSF FX
Flex Head with Valve	2 Piece	12½ft (3.8m)	TL2112VN FX	TL2112VNSF FX
		25ft (7.6m)	TL2125VN FX	TL2125VNSF FX
	1 Piece	12½ft (3.8m)	TL2112VH FX	TL2112VHSF FX
		25ft (7.6m)	TL2125VH FX	TL2125VHSF FX

WATER COOLED

Water Cooled
350 amp ACHF or DCSP @ 100%
 8 in (20.3 cm) 5 oz (141 gm)
 3 Series Head Accessories



TL300 & TL300V RIGID

HEAD STYLE	CABLE	LENGTH	STANDARD #	SUPERFLEX #
Rigid Head w/o Valve	TriFlex/ SuperFlex	12½ft (3.8m)	TL312	TL312SF
		25ft (7.6m)	TL325	TL325SF
Rigid Head with Valve	TriFlex/ SuperFlex	12½ft (3.8m)	TL312V	TL312VSF
		25ft (7.6m)	TL325V	TL325VSF

TL300 & TL300V FLEX

HEAD STYLE	CABLE	LENGTH	STANDARD #	SUPERFLEX #
Flex Head w/o Valve	TriFlex/ SuperFlex	12½ft (3.8m)	TL312 FX	TL312SF FX
		25ft (7.6m)	TL325 FX	TL325SF FX
Flex Head with Valve	TriFlex/ SuperFlex	12½ft (3.8m)	TL312V FX	TL312VSF FX
		25ft (7.6m)	TL325V FX	TL325VSF FX

WATER COOLED TORCHES

CK230 & CK230V FLEX

HEAD STYLE	CABLE	LENGTH	STANDARD #	SUPERFLEX #
Flex Head w/o Valve	TriFlex/ SuperFlex	12½ft (3.8m)	CK2312 FX	CK2312SF FX
		25ft (7.6m)	CK2325 FX	CK2325SF FX
Flex Head with Valve	TriFlex/ SuperFlex	12½ft (3.8m)	CK2312V FX	CK2312VSF FX
		25ft (7.6m)	CK2325V FX	CK2325VSF FX



Water Cooled
300 amp ACHF or DCSP @ 100%
 8-1/4 in (20.9 cm) 3-3/4 oz (106 gm)
 2 Series Head Accessories

CK300 & CK300V RIGID

HEAD STYLE	CABLE	LENGTH	STANDARD #	SUPERFLEX #
Rigid Head w/o Valve	TriFlex/ SuperFlex	12½ft (3.8m)	CK312	CK312SF
		25ft (7.6m)	CK325	CK325SF
Rigid Head with Valve	TriFlex/ SuperFlex	12½ft (3.8m)	CK312V	CK312VSF
		25ft (7.6m)	CK325V	CK325VSF



Water Cooled
350 amp ACHF or DCSP @ 100%
 9-1/2 in (24.1 cm) 6-1/2 oz (184 gm)
 3 Series Head Accessories

CK300 & CK300V FLEX

HEAD STYLE	CABLE	LENGTH	STANDARD #	SUPERFLEX #
Flex Head w/o Valve	TriFlex/ SuperFlex	12½ft (3.8m)	CK312 FX	CK312SF FX
		25ft (7.6m)	CK325 FX	CK325SF FX
Flex Head with Valve	TriFlex/ SuperFlex	12½ft (3.8m)	CK312V FX	CK312VSF FX
		25ft (7.6m)	CK325V FX	CK325VSF FX



Water Cooled
350 amp ACHF or DCSP @ 100%
 9-1/2 in (24.1 cm) 6-1/2 oz (184 gm)
 3 Series Head Accessories

**Can also be used with 3 Series Head Consumables*

CK510 RIGID

HEAD STYLE	CABLE	LENGTH	STANDARD #	SUPERFLEX #
Rigid Head w/o Valve	Separate Cables	12½ft (3.8m)	CK5112	CK5112SF
		25ft (7.6m)	CK5125	CK5125SF



Water Cooled
500 amp ACHF or DCSP @ 100%
 9-1/4 in (23.5 cm) 6-3/4 oz (191 gm)
 3 Series or 51 Series Head Accessories

WATER COOLED TORCHES

CK200 & CK200V FLEX				
HEAD STYLE	CABLE	LENGTH	STANDARD #	SUPERFLEX #
Flex Head w/o Valve	TriFlex/ SuperFlex	12½ft (3.8m)	CK212 FX	CK212SF FX
		25ft (7.6m)	CK225 FX	CK225SF FX
Flex Head with Valve	TriFlex/ SuperFlex	12½ft (3.8m)	CK212V FX	CK212VSF FX
		25ft (7.6m)	CK225V FX	CK225VSF FX

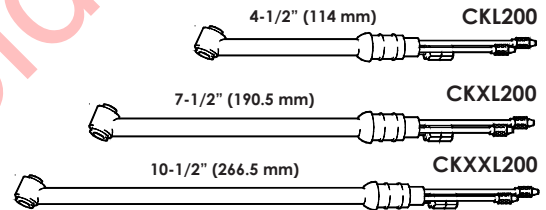


Water Cooled
250 amp ACHF or DCSP @ 100%
 7-1/2 in (19.0 cm) 3 oz (85 gm)
 2 Series Head Accessories

CK200 & CK200V RIGID EXTRA LENGTH SERIES				
HEAD STYLE	CABLE	LENGTH	STANDARD #	SUPERFLEX #
Long Head 4½ in. (114mm) Neck	TriFlex/ SuperFlex	12½ft (3.8m)	CKL212	CKL212SF
		25ft (7.6m)	CKL225	CKL225SF
Extra Long Head 7½ in. (190.5mm) Neck	TriFlex/ SuperFlex	12½ft (3.8m)	CKXL212	CKXL212SF
		25ft (7.6m)	CKXL225	CKXL225SF
Extra Extra Long Head 10½ in. (266.5mm) Neck	TriFlex/ SuperFlex	12½ft (3.8m)	CKXXL212	CKXXL212SF
		25ft (7.6m)	CKXXL225	CKXXL225SF



Water Cooled
250 amp ACHF or DCSP @ 100%
 2 Series Head Accessories



CKT200 RIGID TURBINE TORCH				
HEAD STYLE	CABLE	LENGTH	STANDARD #	SUPERFLEX #
Rigid Head [For 1/16" (1.6 mm) Tungsten]	TriFlex/ SuperFlex	12½ft (3.8m)	CKT212-116	CKT212SF-116
		25ft (7.6m)	CKT225-116	CKT225SF-116
Rigid Head [For 3/32" (2.4 mm) Tungsten]	TriFlex/ SuperFlex	12½ft (3.8m)	CKT212-332	CKT212SF-332
		25ft (7.6m)	CKT225-332	CKT225SF-332



Water Cooled
200 amp ACHF or DCSP @ 100%
 14-1/2 in (36.8 cm) 4 oz (113.2 gm)
 9 Series Head Accessories
 10" (254mm) torch body standard
5" (127mm) torch body available contact factory

CK230 & CK230V RIGID				
HEAD STYLE	CABLE	LENGTH	STANDARD #	SUPERFLEX #
Rigid Head w/o Valve	TriFlex/ SuperFlex	12½ft (3.8m)	CK2312	CK2312SF
		25ft (7.6m)	CK2325	CK2325SF
Rigid Head with Valve	TriFlex/ SuperFlex	12½ft (3.8m)	CK2312V	CK2312VSF
		25ft (7.6m)	CK2325V	CK2325VSF



Water Cooled
300 amp ACHF or DCSP @ 100%
 8-1/4 in (20.9 cm) 3-3/4 oz (106 gm)
 2 Series Head Accessories

GAS COOLED TORCHES



Gas Cooled
200 amp ACHF or DCSP @ 100%
 9-5/8 in (24.4 cm) 7-1/2 oz (212 gm)
 3 Series Head Accessories

CK210 & CK210V FLEX				
HEAD STYLE	CABLE	LENGTH	STANDARD #	SUPERFLEX #
Flex Head w/o Valve	2 Piece	12½ft (3.8m)	CK2112N FX	CK2112NSF FX
		25ft (7.6m)	CK2125N FX	CK2125NSF FX
	1 Piece	12½ft (3.8m)	CK2112H FX	CK2112HSF FX
		25ft (7.6m)	CK2125H FX	CK2125HSF FX
Flex Head with Valve	2 Piece	12½ft (3.8m)	CK2112VN FX	CK2112VNSF FX
		25ft (7.6m)	CK2125VN FX	CK2125VNSF FX
	1 Piece	12½ft (3.8m)	CK2112VH FX	CK2112VHSF FX
		25ft (7.6m)	CK2125VH FX	CK2125VHSF FX

WATER COOLED TORCHES

CK180 & CK180V RIGID				
HEAD STYLE	CABLE	LENGTH	STANDARD #	SUPERFLEX #
Rigid Head w/o Valve	TriFlex/ SuperFlex	12½ft (3.8m)	CK1812	CK1812SF
		25ft (7.6m)	CK1825	CK1825SF
Rigid Head with Valve	TriFlex/ SuperFlex	12½ft (3.8m)	CK1812V	CK1812VSF
		25ft (7.6m)	CK1825V	CK1825VSF

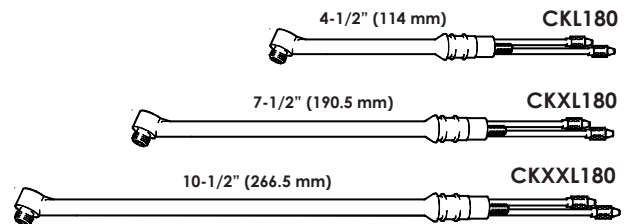


Water Cooled
180 amp ACHF or DCSP @ 100%
 8-1/8 in (20.6 cm) 3-1/2 oz (99 gm)
 8 Series Head Accessories

CK180 & CK180V RIGID EXTRA LENGTH SERIES				
HEAD STYLE	CABLE	LENGTH	STANDARD #	SUPERFLEX #
Long Head 4½ in. (114mm) Neck	TriFlex/ SuperFlex	12½ft (3.8m)	CKL1812	CKL1812SF
		25ft (7.6m)	CKL1825	CKL1825SF
Extra Long Head 7½ in. (190.5mm) Neck	TriFlex/ SuperFlex	12½ft (3.8m)	CKXL1812	CKXL1812SF
		25ft (7.6m)	CKXL1825	CKXL1825SF
Extra Extra Long Head 10½ in. (266.5mm) Neck	TriFlex/ SuperFlex	12½ft (3.8m)	CKXXL1812	CKXXL1812SF
		25ft (7.6m)	CKXXL1825	CKXXL1825SF



Water Cooled
180 amp ACHF or DCSP @ 100%
 8 Series Head Accessories



CK200 & CK200V RIGID				
HEAD STYLE	CABLE	LENGTH	STANDARD #	SUPERFLEX #
Rigid Head w/o Valve	TriFlex/ SuperFlex	12½ft (3.8m)	CK212	CK212SF
		25ft (7.6m)	CK225	CK225SF
Rigid Head with Valve	TriFlex/ SuperFlex	12½ft (3.8m)	CK212V	CK212VSF
		25ft (7.6m)	CK225V	CK225VSF



Water Cooled
250 amp ACHF or DCSP @ 100%
 7-1/2 in (19.0 cm) 3 oz (85 gm)
 2 Series Head Accessories

GAS COOLED TORCHES



Gas Cooled
130 amp ACHF or DCSP @ 100%
 8 in (20.3 cm) 3-1/2 oz (99 gm)
 2 Series Head Accessories

CK130 & CK130V FLEX				
HEAD STYLE	CABLE	LENGTH	STANDARD #	SUPERFLEX #
Flex Head w/o Valve	2 Piece	12½ft (3.8m)	CK1312N FX	CK1312NSF FX
		25ft (7.6m)	CK1325N FX	CK1325NSF FX
	1 Piece	12½ft (3.8m)	CK1312H FX	CK1312HSF FX
		25ft (7.6m)	CK1325H FX	CK1325HSF FX
Flex Head with Valve	2 Piece	12½ft (3.8m)	CK1312VN FX	CK1312VNSF FX
		25ft (7.6m)	CK1325VN FX	CK1325VNSF FX
	1 Piece	12½ft (3.8m)	CK1312VH FX	CK1312VHSF FX
		25ft (7.6m)	CK1325VH FX	CK1325VHSF FX



Gas Cooled
150 amp ACHF or DCSP @ 100%
 8-1/8 in (20.6 cm) 5 oz (141 gm)
 3 Series Head Accessories

CK150 & CK150V RIGID				
HEAD STYLE	CABLE	LENGTH	STANDARD #	SUPERFLEX #
Rigid Head w/o Valve	2 Piece	12½ft (3.8m)	CK1512N RG	CK1512NSF RG
		25ft (7.6m)	CK1525N RG	CK1525NSF RG
	1 Piece	12½ft (3.8m)	CK1512H RG	CK1512HSF RG
		25ft (7.6m)	CK1525H RG	CK1525HSF RG
Rigid Head with Valve	2 Piece	12½ft (3.8m)	CK1512VN RG	CK1512VNSF RG
		25ft (7.6m)	CK1525VN RG	CK1525VNSF RG
	1 Piece	12½ft (3.8m)	CK1512VH RG	CK1512VHSF RG
		25ft (7.6m)	CK1525VH RG	CK1525VHSF RG



Gas Cooled
150 amp ACHF or DCSP @ 100%
 8-3/4 in (22.2 cm) 5 oz (141 gm)
 3 Series Head Accessories

CK150 & CK150V FLEX				
HEAD STYLE	CABLE	LENGTH	STANDARD #	SUPERFLEX #
Flex Head w/o Valve	2 Piece	12½ft (3.8m)	CK1512N FX	CK1512NSF FX
		25ft (7.6m)	CK1525N FX	CK1525NSF FX
	1 Piece	12½ft (3.8m)	CK1512H FX	CK1512HSF FX
		25ft (7.6m)	CK1525H FX	CK1525HSF FX
Flex Head with Valve	2 Piece	12½ft (3.8m)	CK1512VN FX	CK1512VNSF FX
		25ft (7.6m)	CK1525VN FX	CK1525VNSF FX
	1 Piece	12½ft (3.8m)	CK1512VH FX	CK1512VHSF FX
		25ft (7.6m)	CK1525VH FX	CK1525VHSF FX



Gas Cooled
150 amp ACHF or DCSP @ 100%
 7-3/4 in (19.6 cm) 4-1/2 oz (127 gm)
 3 Series Head Accessories

CKC150 & CKC150V RIGID				
HEAD STYLE	CABLE	LENGTH	STANDARD #	SUPERFLEX #
Rigid Head w/o Valve Stainless	2 Piece	12½ft (3.8m)	CKC1512N	CKC1512NSF
		25ft (7.6m)	CKC1525N	CKC1525NSF
	1 Piece	12½ft (3.8m)	CKC1512H	CKC1512HSF
		25ft (7.6m)	CKC1525H	CKC1525HSF
Rigid Head with Valve Stainless	2 Piece	12½ft (3.8m)	CKC1512VN	CKC1512VNSF
		25ft (7.6m)	CKC1525VN	CKC1525VNSF
	1 Piece	12½ft (3.8m)	CKC1512VH	CKC1512VHSF
		25ft (7.6m)	CKC1525VH	CKC1525VHSF



Gas Cooled
200 amp ACHF or DCSP @ 100%
 9-1/2 in (24.1 cm) 7-1/2 oz (212 gm)
 3 Series Head Accessories

CK210 & CK210V RIGID				
HEAD STYLE	CABLE	LENGTH	STANDARD #	SUPERFLEX #
Rigid Head w/o Valve	2 Piece	12½ft (3.8m)	CK2112N RG	CK2112NSF RG
		25ft (7.6m)	CK2125N RG	CK2125NSF RG
	1 Piece	12½ft (3.8m)	CK2112H RG	CK2112HSF RG
		25ft (7.6m)	CK2125H RG	CK2125HSF RG
Rigid Head with Valve	2 Piece	12½ft (3.8m)	CK2112VN RG	CK2112VNSF RG
		25ft (7.6m)	CK2125VN RG	CK2125VNSF RG
	1 Piece	12½ft (3.8m)	CK2112VH RG	CK2112VHSF RG
		25ft (7.6m)	CK2125VH RG	CK2125VHSF RG

GAS COOLED TORCHES



Gas Cooled
80 amp ACHF or DCSP @ 100%
 8-1/4 in (20.9 cm) 2-1/4 oz (64 gm)
 8 Series Head Accessories

CK80 & CK80V RIGID				
HEAD STYLE	CABLE	LENGTH	STANDARD #	SUPERFLEX #
Rigid Head w/o Valve	2 Piece	12½ft (3.8m)	CK812N	CK812NSF
		25ft (7.6m)	CK825N	CK825NSF
	1 Piece	12½ft (3.8m)	CK812H	CK812HSF
		25ft (7.6m)	CK825H	CK825HSF
Rigid Head with Valve	2 Piece	12½ft (3.8m)	CK812VN	CK812VNSF
		25ft (7.6m)	CK825VN	CK825VNSF
	1 Piece	12½ft (3.8m)	CK812VH	CK812VHSF
		25ft (7.6m)	CK825VH	CK825VHSF



Gas Cooled
90 amp ACHF or DCSP @ 100%
 8 in (20.3 cm) 2-1/4 oz (64 gm)
 8 Series Head Accessories

CK90 & CK90V FLEX				
HEAD STYLE	CABLE	LENGTH	STANDARD #	SUPERFLEX #
Flex Head w/o Valve	2 Piece	12½ft (3.8m)	CK912N	CK912NSF
		25ft (7.6m)	CK925N	CK925NSF
	1 Piece	12½ft (3.8m)	CK912H	CK912HSF
		25ft (7.6m)	CK925H	CK925HSF
Flex Head with Valve	2 Piece	12½ft (3.8m)	CK912VN	CK912VNSF
		25ft (7.6m)	CK925VN	CK925VNSF
	1 Piece	12½ft (3.8m)	CK912VH	CK912VHSF
		25ft (7.6m)	CK925VH	CK925VHSF



Gas Cooled
125 amp ACHF or DCSP @ 100%
 7-1/2 in (19.0 cm) 2-3/4 oz (78 gm)
 2 Series Head Accessories

CK100 & CK100V RIGID				
HEAD STYLE	CABLE	LENGTH	STANDARD #	SUPERFLEX #
Rigid Head w/o Valve	2 Piece	12½ft (3.8m)	CK112N	CK112NSF
		25ft (7.6m)	CK125N	CK125NSF
	1 Piece	12½ft (3.8m)	CK112H	CK112HSF
		25ft (7.6m)	CK125H	CK125HSF
Rigid Head with Valve	2 Piece	12½ft (3.8m)	CK112VN	CK112VNSF
		25ft (7.6m)	CK125VN	CK125VNSF
	1 Piece	12½ft (3.8m)	CK112VH	CK112VHSF
		25ft (7.6m)	CK125VH	CK125VHSF



Gas Cooled
125 amp ACHF or DCSP @ 100%
 6 in (15.2 cm) 3 oz (85 gm)
 2 Series Head Accessories

CK110 & CK110V PENCIL				
HEAD STYLE	CABLE	LENGTH	STANDARD #	SUPERFLEX #
Rigid Head w/o Valve	2 Piece	12½ft (3.8m)	CK1112N	CK1112NSF
		25ft (7.6m)	CK1125N	CK1125NSF
	1 Piece	12½ft (3.8m)	CK1112H	CK1112HSF
		25ft (7.6m)	CK1125H	CK1125HSF
Rigid Head with Valve	2 Piece	12½ft (3.8m)	CK1112VN	CK1112VNSF
		25ft (7.6m)	CK1125VN	CK1125VNSF
	1 Piece	12½ft (3.8m)	CK1112VH	CK1112VHSF
		25ft (7.6m)	CK1125VH	CK1125VHSF



Gas Cooled
130 amp ACHF or DCSP @ 100%
 8 in (20.3 cm) 3-1/2 oz (99 gm)
 2 Series Head Accessories

CK130 & CK130V RIGID				
HEAD STYLE	CABLE	LENGTH	STANDARD #	SUPERFLEX #
Rigid Head w/o Valve	2 Piece	12½ft (3.8m)	CK1312N RG	CK1312NSF RG
		25ft (7.6m)	CK1325N RG	CK1325NSF RG
	1 Piece	12½ft (3.8m)	CK1312H RG	CK1312HSF RG
		25ft (7.6m)	CK1325H RG	CK1325HSF RG
Rigid Head with Valve	2 Piece	12½ft (3.8m)	CK1312VN RG	CK1312VNSF RG
		25ft (7.6m)	CK1325VN RG	CK1325VNSF RG
	1 Piece	12½ft (3.8m)	CK1312VH RG	CK1312VHSF RG
		25ft (7.6m)	CK1325VH RG	CK1325VHSF RG

WATER COOLED TORCHES

TL18 & TL18V RIGID TRIMLINE SERIES

HEAD STYLE	CABLE	LENGTH	STANDARD #	SUPERFLEX #
Rigid Head w/o Valve	3 Piece	12½ft (3.8m)	TL18-12	TL18-12SF
		25ft (7.6m)	TL18-25	TL18-25SF
Rigid Head with Valve	3 Piece	12½ft (3.8m)	TL18V-12	TL18V-12SF
		25ft (7.6m)	TL18V-25	TL18V-25SF



Water Cooled
350 amp ACHF or DCSP @ 100%
 8 in (20.3 cm) 5 oz (141 gm)
 3 Series Head Accessories

TL18 & TL18V FLEX TRIMLINE SERIES

HEAD STYLE	CABLE	LENGTH	STANDARD #	SUPERFLEX #
Flex Head w/o Valve	3 Piece	12½ft (3.8m)	TL18-12 FX	TL18-12SF FX
		25ft (7.6m)	TL18-25 FX	TL18-25SF FX
Flex Head with Valve	3 Piece	12½ft (3.8m)	TL18V-12 FX	TL18V-12SF FX
		25ft (7.6m)	TL18V-25 FX	TL18V-25SF FX



Water Cooled
350 amp ACHF or DCSP @ 100%
 8 in (20.3 cm) 5 oz (141 gm)
 3 Series Head Accessories

CK20 & CK20V RIGID

HEAD STYLE	CABLE	LENGTH	STANDARD #	SUPERFLEX #
Rigid Head w/o Valve	3 Piece	12½ft (3.8m)	CK20-12	CK20-12SF
		25ft (7.6m)	CK20-25	CK20-25SF
Rigid Head with Valve	3 Piece	12½ft (3.8m)	CK20V-12	CK20V-12SF
		25ft (7.6m)	CK20V-25	CK20V-25SF



Water Cooled
250 amp ACHF or DCSP @ 100%
 7-1/2 in (19.0 cm) 3 oz (85 gm)
 2 Series Head Accessories

CK20 & CK20V FLEX

HEAD STYLE	CABLE	LENGTH	STANDARD #	SUPERFLEX #
Flex Head w/o Valve	3 Piece	12½ft (3.8m)	CK20-12 FX	CK20-12SF FX
		25ft (7.6m)	CK20-25 FX	CK20-25SF FX
Flex Head with Valve	3 Piece	12½ft (3.8m)	CK20V-12 FX	CK20V-12SF FX
		25ft (7.6m)	CK20V-25 FX	CK20V-25SF FX



Water Cooled
250 amp ACHF or DCSP @ 100%
 7-1/2 in (19.0 cm) 3 oz (85 gm)
 2 Series Head Accessories

CK20P & CK20PV PENCIL

HEAD STYLE	CABLE	LENGTH	STANDARD #	SUPERFLEX #
Rigid Head w/o Valve	3 Piece	12½ft (3.8m)	CK20P-12	CK20P-12SF
		25ft (7.6m)	CK20P-25	CK20P-25SF
Rigid Head with Valve	3 Piece	12½ft (3.8m)	CK20PV-12	CK20PV-12SF
		25ft (7.6m)	CK20PV-25	CK20PV-25SF



Water Cooled
250 amp ACHF or DCSP @ 100%
 6 in (15.2 cm) 3 oz (85 gm)
 2 Series Head Accessories

CK24W & CK24WV RIGID

HEAD STYLE	CABLE	LENGTH	STANDARD #	SUPERFLEX #
Rigid Head w/o Valve	3 Piece	12½ft (3.8m)	CK24W-12	CK24W-12SF
		25ft (7.6m)	CK24W-25	CK24W-25SF
Rigid Head with Valve	3 Piece	12½ft (3.8m)	CK24WV-12	CK24WV-12SF
		25ft (7.6m)	CK24WV-25	CK24WV-25SF



Water Cooled
180 amp ACHF or DCSP @ 100%
 8-1/8 in (20.6 cm) 3-1/2 oz (99 gm)
 8 Series Head Accessories

GAS COOLED TORCHES



Gas Cooled
200 amp ACHF or DCSP @ 100%
 8-1/8 in (20.6 cm) 5 oz (141 gm)
 3 Series Head Accessories

TL26 & TL26V FLEX TRIMLINE SERIES

HEAD STYLE	CABLE	LENGTH	STANDARD #	SUPERFLEX #
Flex Head w/o Valve	2 Piece	12½ft (3.8m)	TL26-12-2 FX	TL26-12-2SF FX
		25ft (7.6m)	TL26-25-2 FX	TL26-25-2SF FX
	1 Piece	12½ft (3.8m)	TL26-12-R FX	TL26-12-RSF FX
		25ft (7.6m)	TL26-25-R FX	TL26-25-RSF FX
Flex Head with Valve	2 Piece	12½ft (3.8m)	TL26V-12-2 FX	TL26V-12-2SF FX
		25ft (7.6m)	TL26V-25-2 FX	TL26V-25-2SF FX
	1 Piece	12½ft (3.8m)	TL26V-12-R FX	TL26V-12-RSF FX
		25ft (7.6m)	TL26V-25-R FX	TL26V-25-RSF FX

WATER COOLED TORCHES

CK18 & CK18V RIGID

HEAD STYLE	CABLE	LENGTH	STANDARD #	SUPERFLEX #
Rigid Head w/o Valve	3 Piece	12½ft (3.8m)	CK18-12	CK18-12SF
		25ft (7.6m)	CK18-25	CK18-25SF
Rigid Head with Valve	3 Piece	12½ft (3.8m)	CK18V-12	CK18V-12SF
		25ft (7.6m)	CK18V-25	CK18V-25SF



Water Cooled
350 amp ACHF or DCSP @ 100%
 9-1/2 in (24.1 cm) 6-1/2 oz (184 gm)
 3 Series Head Accessories

CK18 & CK18V FLEX

HEAD STYLE	CABLE	LENGTH	STANDARD #	SUPERFLEX #
Flex Head w/o Valve	3 Piece	12½ft (3.8m)	CK18-12 FX	CK18-12SF FX
		25ft (7.6m)	CK18-25 FX	CK18-25SF FX
Flex Head with Valve	3 Piece	12½ft (3.8m)	CK18V-12 FX	CK18V-12SF FX
		25ft (7.6m)	CK18V-25 FX	CK18V-25SF FX



Water Cooled
350 amp ACHF or DCSP @ 100%
 9-1/2 in (24.1 cm) 6-1/2 oz (184 gm)
 3 Series Head Accessories

(HEAVY DUTY SERIES)

CK18 & CK18V RIGID

HEAD STYLE	CABLE	LENGTH	STANDARD #	SUPERFLEX #
Rigid Head w/o Valve	3 Piece	12½ft (3.8m)	CK18-12-R	CK18-12-RSF
		25ft (7.6m)	CK18-25-R	CK18-25-RSF
Rigid Head with Valve	3 Piece	12½ft (3.8m)	CK18V-12-R	CK18V-12-RSF
		25ft (7.6m)	CK18V-25-R	CK18V-25-RSF



Water Cooled
400 amp ACHF or DCSP @ 100%
 9-1/2 in (24.1 cm) 6-1/2 oz (184 gm)
 3 Series Head Accessories

GAS COOLED TORCHES



Gas Cooled
80 amp ACHF or DCSP @ 100%
 8-1/4 in (20.9 cm) 2-1/4 oz (64 gm)
 8 Series Head Accessories

CK24 & CK24V RIGID				
HEAD STYLE	CABLE	LENGTH	STANDARD #	SUPERFLEX #
Rigid Head w/o Valve	2 Piece	12½ft (3.8m)	CK24-12-2 RG	CK24-12-2SF RG
		25ft (7.6m)	CK24-25-2 RG	CK24-25-2SF RG
	1 Piece	12½ft (3.8m)	CK24-12-R RG	CK24-12-RSF RG
		25ft (7.6m)	CK24-25-R RG	CK24-25-RSF RG
Rigid Head with Valve	2 Piece	12½ft (3.8m)	CK24V-12-2 RG	CK24V-12-2SF RG
		25ft (7.6m)	CK24V-25-2 RG	CK24V-25-2SF RG
	1 Piece	12½ft (3.8m)	CK24V-12-R RG	CK24V-12-RSF RG
		25ft (7.6m)	CK24V-25-R RG	CK24V-25-RSF RG



Gas Cooled
90 amp ACHF or DCSP @ 100%
 8-1/4 in (20.9 cm) 2-1/4 oz (64 gm)
 8 Series Head Accessories

CK24 & CK24V FLEX				
HEAD STYLE	CABLE	LENGTH	STANDARD #	SUPERFLEX #
Flex Head w/o Valve	2 Piece	12½ft (3.8m)	CK24-12-2 FX	CK24-12-2SF FX
		25ft (7.6m)	CK24-25-2 FX	CK24-25-2SF FX
	1 Piece	12½ft (3.8m)	CK24-12-R FX	CK24-12-RSF FX
		25ft (7.6m)	CK24-25-R FX	CK24-25-RSF FX
Flex Head with Valve	2 Piece	12½ft (3.8m)	CK24V-12-2 FX	CK24V-12-2SF FX
		25ft (7.6m)	CK24V-25-2 FX	CK24V-25-2SF FX
	1 Piece	12½ft (3.8m)	CK24V-12-R FX	CK24V-12-RSF FX
		25ft (7.6m)	CK24V-25-R FX	CK24V-25-RSF FX



Gas Cooled
200 amp ACHF or DCSP @ 100%
 9-1/2 in (24.1 cm) 7-1/2 oz (212 gm)
 3 Series Head Accessories

CK26 & CK26V RIGID				
HEAD STYLE	CABLE	LENGTH	STANDARD #	SUPERFLEX #
Rigid Head w/o Valve	2 Piece	12½ft (3.8m)	CK26-12-2 RG	CK26-12-2SF RG
		25ft (7.6m)	CK26-25-2 RG	CK26-25-2SF RG
	1 Piece	12½ft (3.8m)	CK26-12-R RG	CK26-12-RSF RG
		25ft (7.6m)	CK26-25-R RG	CK26-25-RSF RG
Rigid Head with Valve	2 Piece	12½ft (3.8m)	CK26V-12-2 RG	CK26V-12-2SF RG
		25ft (7.6m)	CK26V-25-2 RG	CK26V-25-2SF RG
	1 Piece	12½ft (3.8m)	CK26V-12-R RG	CK26V-12-RSF RG
		25ft (7.6m)	CK26V-25-R RG	CK26V-25-RSF RG



Gas Cooled
200 amp ACHF or DCSP @ 100%
 9-5/8 in (24.4 cm) 7-1/2 oz (212 gm)
 3 Series Head Accessories

CK26 & CK26V FLEX				
HEAD STYLE	CABLE	LENGTH	STANDARD #	SUPERFLEX #
Flex Head w/o Valve	2 Piece	12½ft (3.8m)	CK26-12-2 FX	CK26-12-2SF FX
		25ft (7.6m)	CK26-25-2 FX	CK26-25-2SF FX
	1 Piece	12½ft (3.8m)	CK26-12-R FX	CK26-12-RSF FX
		25ft (7.6m)	CK26-25-R FX	CK26-25-RSF FX
Flex Head with Valve	2 Piece	12½ft (3.8m)	CK26V-12-2 FX	CK26V-12-2SF FX
		25ft (7.6m)	CK26V-25-2 FX	CK26V-25-2SF FX
	1 Piece	12½ft (3.8m)	CK26V-12-R FX	CK26V-12-RSF FX
		25ft (7.6m)	CK26V-25-R FX	CK26V-25-RSF FX



Gas Cooled
200 amp ACHF or DCSP @ 100%
 8-1/8 in (20.6 cm) 5 oz (141 gm)
 3 Series Head Accessories

TL26 & TL26V RIGID TRIMLINE SERIES				
HEAD STYLE	CABLE	LENGTH	STANDARD #	SUPERFLEX #
Rigid Head w/o Valve	2 Piece	12½ft (3.8m)	TL26-12-2 RG	TL26-12-2SF RG
		25ft (7.6m)	TL26-25-2 RG	TL26-25-2SF RG
	1 Piece	12½ft (3.8m)	TL26-12-R RG	TL26-12-RSF RG
		25ft (7.6m)	TL26-25-R RG	TL26-25-RSF RG
Rigid Head with Valve	2 Piece	12½ft (3.8m)	TL26V-12-2 RG	TL26V-12-2SF RG
		25ft (7.6m)	TL26V-25-2 RG	TL26V-25-2SF RG
	1 Piece	12½ft (3.8m)	TL26V-12-R RG	TL26V-12-RSF RG
		25ft (7.6m)	TL26V-25-R RG	TL26V-25-RSF RG

GAS COOLED TORCHES



Gas Cooled
125 amp ACHF or DCSP @ 100%
 7-1/2 in (19.0 cm) 2-3/4 oz (78 gm)
 2 Series Head Accessories



Gas Cooled
125 amp ACHF or DCSP @ 100%
 8 in (20.3 cm) 3 1/2 oz (99 gm)
 2 Series Head Accessories



Gas Cooled
125 amp ACHF or DCSP @ 100%
 6 in (15.2 cm) 3 oz (85 gm)
 2 Series Head Accessories



Gas Cooled
150 amp ACHF or DCSP @ 100%
 8-1/8 in (20.6 cm) 5 oz (141 gm)
 3 Series Head Accessories



Gas Cooled
150 amp ACHF or DCSP @ 100%
 8-3/4 in (22.2 cm) 5 oz (141 gm)
 3 Series Head Accessories

CK9 & CK9V RIGID

HEAD STYLE	CABLE	LENGTH	STANDARD #	SUPERFLEX #
Rigid Head w/o Valve	2 Piece	12½ft (3.8m)	CK9-12-2 RG	CK9-12-2SF RG
		25ft (7.6m)	CK9-25-2 RG	CK9-25-2SF RG
	1 Piece	12½ft (3.8m)	CK9-12-R RG	CK9-12-RSF RG
		25ft (7.6m)	CK9-25-R RG	CK9-25-RSF RG
Rigid Head with Valve	2 Piece	12½ft (3.8m)	CK9V-12-2 RG	CK9V-12-2SF RG
		25ft (7.6m)	CK9V-25-2 RG	CK9V-25-2SF RG
	1 Piece	12½ft (3.8m)	CK9V-12-R RG	CK9V-12-RSF RG
		25ft (7.6m)	CK9V-25-R RG	CK9V-25-RSF RG

CK9 & CK9V FLEX

HEAD STYLE	CABLE	LENGTH	STANDARD #	SUPERFLEX #
Flex Head w/o Valve	2 Piece	12½ft (3.8m)	CK9-12-2 FX	CK9-12-2SF FX
		25ft (7.6m)	CK9-25-2 FX	CK9-25-2SF FX
	1 Piece	12½ft (3.8m)	CK9-12-R FX	CK9-12-RSF FX
		25ft (7.6m)	CK9-25-R FX	CK9-25-RSF FX
Flex Head with Valve	2 Piece	12½ft (3.8m)	CK9V-12-2 FX	CK9V-12-2SF FX
		25ft (7.6m)	CK9V-25-2 FX	CK9V-25-2SF FX
	1 Piece	12½ft (3.8m)	CK9V-12-R FX	CK9V-12-RSF FX
		25ft (7.6m)	CK9V-25-R FX	CK9V-25-RSF FX

CK9P & CK9PV PENCIL

HEAD STYLE	CABLE	LENGTH	STANDARD #	SUPERFLEX #
Rigid Head w/o Valve	2 Piece	12½ft (3.8m)	CK9P-12-2	CK9P-12-2SF
		25ft (7.6m)	CK9P-25-2	CK9P-25-2SF
	1 Piece	12½ft (3.8m)	CK9P-12-R	CK9P-12-RSF
		25ft (7.6m)	CK9P-25-R	CK9P-25-RSF
Rigid Head with Valve	2 Piece	12½ft (3.8m)	CK9PV-12-2	CK9PV-12-2SF
		25ft (7.6m)	CK9PV-25-2	CK9PV-25-2SF
	1 Piece	12½ft (3.8m)	CK9PV-12-R	CK9PV-12-RSF
		25ft (7.6m)	CK9PV-25-R	CK9PV-25-RSF

CK17 & CK17V RIGID

HEAD STYLE	CABLE	LENGTH	STANDARD #	SUPERFLEX #
Rigid Head w/o Valve	2 Piece	12½ft (3.8m)	CK17-12-2 RG	CK17-12-2SF RG
		25ft (7.6m)	CK17-25-2 RG	CK17-25-2SF RG
	1 Piece	12½ft (3.8m)	CK17-12-R RG	CK17-12-RSF RG
		25ft (7.6m)	CK17-25-R RG	CK17-25-RSF RG
Rigid Head with Valve	2 Piece	12½ft (3.8m)	CK17V-12-2 RG	CK17V-12-2SF RG
		25ft (7.6m)	CK17V-25-2 RG	CK17V-25-2SF RG
	1 Piece	12½ft (3.8m)	CK17V-12-R RG	CK17V-12-RSF RG
		25ft (7.6m)	CK17V-25-R RG	CK17V-25-RSF RG

CK17 & CK17V FLEX

HEAD STYLE	CABLE	LENGTH	STANDARD #	SUPERFLEX #
Flex Head w/o Valve	2 Piece	12½ft (3.8m)	CK17-12-2 FX	CK17-12-2SF FX
		25ft (7.6m)	CK17-25-2 FX	CK17-25-2SF FX
	1 Piece	12½ft (3.8m)	CK17-12-R FX	CK17-12-RSF FX
		25ft (7.6m)	CK17-25-R FX	CK17-25-RSF FX
Flex Head with Valve	2 Piece	12½ft (3.8m)	CK17V-12-2 FX	CK17V-12-2SF FX
		25ft (7.6m)	CK17V-25-2 FX	CK17V-25-2SF FX
	1 Piece	12½ft (3.8m)	CK17V-12-R FX	CK17V-12-RSF FX
		25ft (7.6m)	CK17V-25-R FX	CK17V-25-RSF FX

TABLE OF CONTENTS

STANDARD TIG TORCHES	3-6
GAS COOLED	3-5
WATER COOLED	5-6
MASTER SERIES TIG TORCHES	7-13
GAS COOLED	7-9
WATER COOLED	9-11
TRIMLINE TORCHES	12
FLEX LOC TORCHES	13
AIRCO TORCHES	14
GAS COOLED	14
WATER COOLED	14
PROFESSIONAL TIG OUTFITS	15
MACHINE TIG TORCHES	16-17
GAS COOLED	16
WATER COOLED	16-17
COLD WIRE FEED	18-20
COLD WIRE FEEDERS	18
COLD WIRE TORCHES HAND HELD	19
COLD WIRE TORCHES MACHINE MOUNTED	20
FLEXIBLE PURGE CHAMBER	21
TITANIUM ACCESSORIES	22
TRAILING SHIELD	22
LARGE DIAMETER GAS SAVER KITS	22
TUNGSTEN GRINDER	23
REMOTE AMPERAGE CONTROL	24-25
ROTARY AMPERAGE CONTROL	24
AMPTRACK/LINEAR SLIDE CONTROL	24
SELECTOR CHART	25
TUNGSTEN	26
CONNECTORS, HOSE COVERS, FUSE BLOCKS	27-32
DINSE SAFE-LOC CONNECTORS	27-28
TWECO/CAM-LOCK SAFE-LOC CONNECTORS	29
CABLE EXTENSIONS	30
POWER CABLE ADAPTERS	31
HOSE COVERS	31
FUSE BLOCKS	32
TORCH HEAD CONSUMABLES	33-39
2 SERIES - 13N SERIES	33
3 SERIES - 10N SERIES	34-35
4 SERIES - 10N STUBBY SERIES	35
51 SERIES	36
8 SERIES	36
9 SERIES	36
STANDARD MACHINE SERIES	37
AIRCO SERIES	37
ACCESSORY KITS	38
GAS SAVER SERIES	39
WEDGE COLLET	39



★ ★ ★ ★ ★
WORLDWIDE INC.

QUALITY TIG TORCHES & ACCESSORIES



- TIG Torches
- Flexible Purge Chamber
- Gas Saver Series

- Cold Wire Feeder
- Tungsten / Grinder
- Machine Torches



CK Worldwide, Inc.
PO Box 1636
Auburn, WA 98071
USA

www.ckworldwide.com

Phone: (800) 426-0877 (253) 854-5820
Fax: (800) 327-5038 (253) 939-1746